



US00D417216S

United States Patent [19]

Wolf et al.

[11] **Patent Number: Des. 417,216**

[45] **Date of Patent: ** Nov. 30, 1999**

[54] **HOUSING FOR A SELECTIVE CALL DEVICE**

[75] Inventors: **Monika Romana Wolf**, Parkland;
William Joseph Scheid, Coral Springs;
Mark Richard Malon, Lake Worth;
Mark Erwin Palm, Margate, all of Fla.

[73] Assignee: **Motorola, Inc.**, Schaumburg, Ill.

[**] Term: **14 Years**

[21] Appl. No.: **29/087,810**

[22] Filed: **May 11, 1998**

[51] **LOC (6) Cl. 14-03**

[52] **U.S. Cl. D14/191**

[58] **Field of Search** D14/188, 191,
D14/192, 299; 340/311.1; 455/90, 92, 100,
128, 344

[56] **References Cited**

U.S. PATENT DOCUMENTS

D. 355,657 2/1995 Scheid et al. D14/191
D. 375,099 10/1996 Khoo D14/191
D. 385,878 11/1997 Flick D14/191

D. 388,089 12/1997 Komamiya et al. D14/191

Primary Examiner—Nanda Bondade
Attorney, Agent, or Firm—Keith A. Chanroo

[57] **CLAIM**

The ornamental design for a housing for a selective call device, as shown and described.

DESCRIPTION

FIG. 1 is a front view of the preferred embodiment of a housing for a selective call device showing our new design; FIG. 2 is a bottom view thereof; FIG. 3 is a rear view thereof; FIG. 4 is a right side view thereof; FIG. 5 is a left side view thereof; FIG. 6 is a top view thereof; FIG. 7 is a left, front and bottom side perspective view thereof; FIG. 8 is a right, front and bottom side perspective view thereof; FIG. 9 is a right, rear and bottom side perspective view thereof; and, FIG. 10 is a left, rear and bottom side perspective view thereof.

1 Claim, 4 Drawing Sheets






FIG. 1




FIG. 2




FIG. 3




FIG. 4




FIG. 5




FIG. 6




FIG. 7



FIG. 8




FIG. 9



FIG. 10