



US00D417197S

United States Patent [19]

Proffer et al.

[11] **Patent Number: Des. 417,197**

[45] **Date of Patent: ** Nov. 30, 1999**

[54] **T-GRIP CONNECTOR**

5,572,143 11/1996 Myers et al. 324/555

[76] Inventors: **David H. Proffer; Jacqueline L. Proffer**, both of 395 Lakeview La., Andersonville, Tenn. 37705

OTHER PUBLICATIONS

Test clip cables on p. 225 of 1990 Allied electronics catalog.
Test clip cables on p. 27 of E-Z Hook Catalog No. 64, Jul. 1987.

[**] Term: **14 Years**

Primary Examiner—Joel Sincavage
Attorney, Agent, or Firm—Luedeka, Neely & Graham, P.C.

[21] Appl. No.: **29/105,371**

[22] Filed: **May 24, 1999**

[57] CLAIM

[51] **LOC (6) Cl.** **13-03**

Theornamental design of a T-Grip Connector, as shown.

[52] **U.S. Cl.** **D13/153**

DESCRIPTION

[58] **Field of Search** D13/153; 324/149, 324/539, 754; 439/481, 482


FIG. 1 is a top perspective view;
FIG. 2 is a first side elevation view;
FIG. 3 is a second side elevation view;
FIG. 4 is a front elevation view;
FIG. 5 is a rear elevation view;
FIG. 6 is a top elevation view; and,
FIG. 7 is a bottom elevation view.

[56] References Cited

U.S. PATENT DOCUMENTS

D. 284,185	6/1986	Anderson	D13/146
D. 316,245	4/1991	Feinblom	D13/133
D. 330,192	10/1992	Holland et al.	D13/153
4,716,365	12/1987	Pool	439/482 X
5,234,359	8/1993	Takahashi et al.	439/481

1 Claim, 3 Drawing Sheets



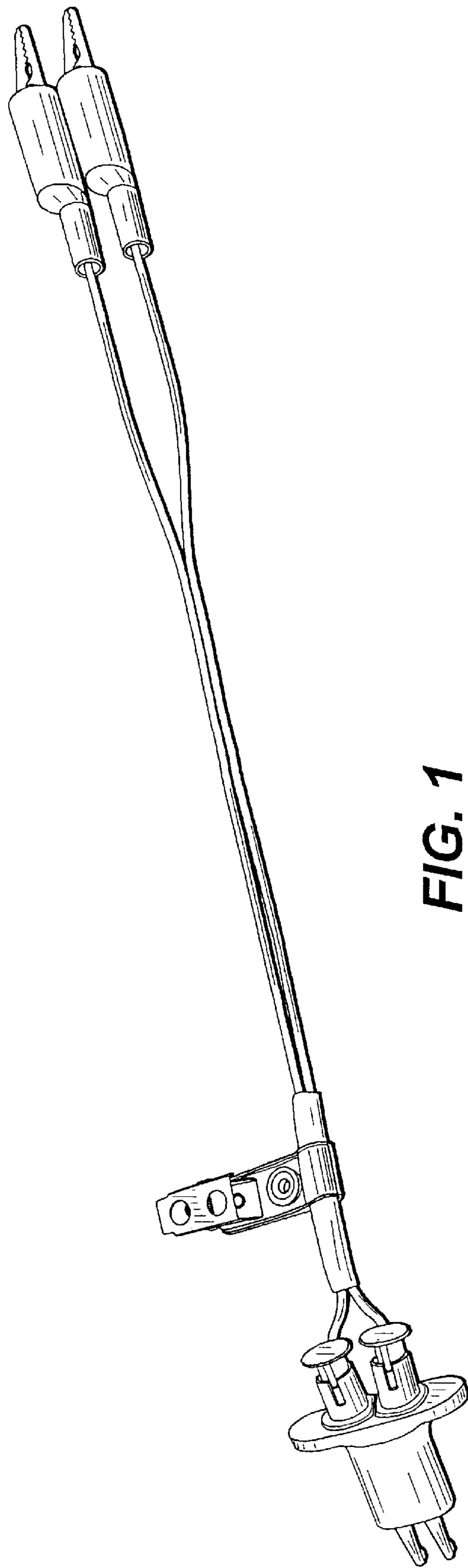


FIG. 1



FIG. 2



FIG. 3

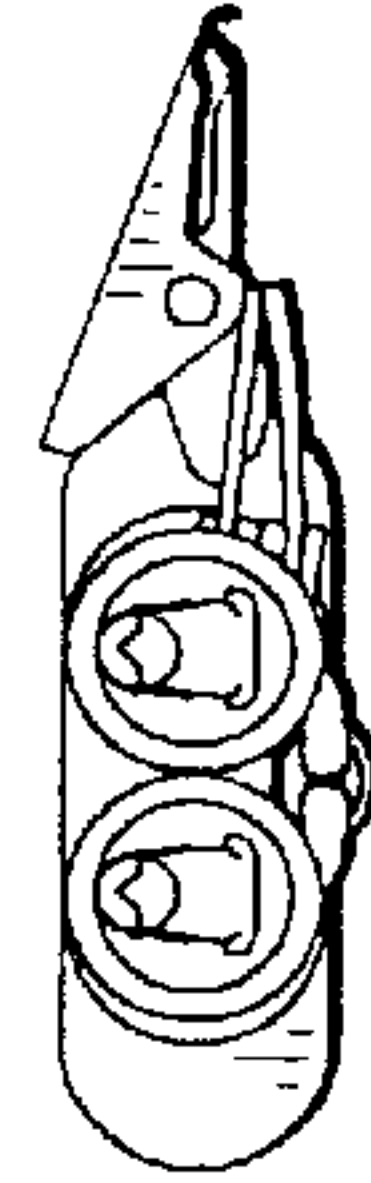


FIG. 5

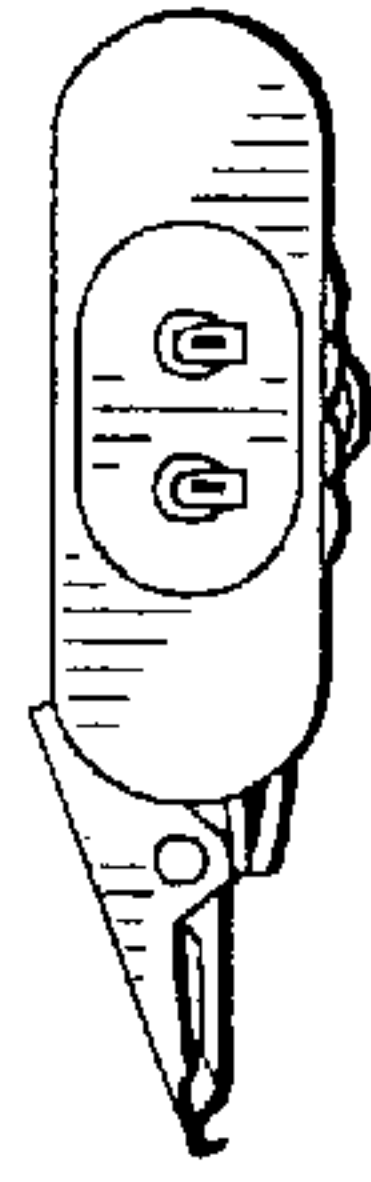


FIG. 4

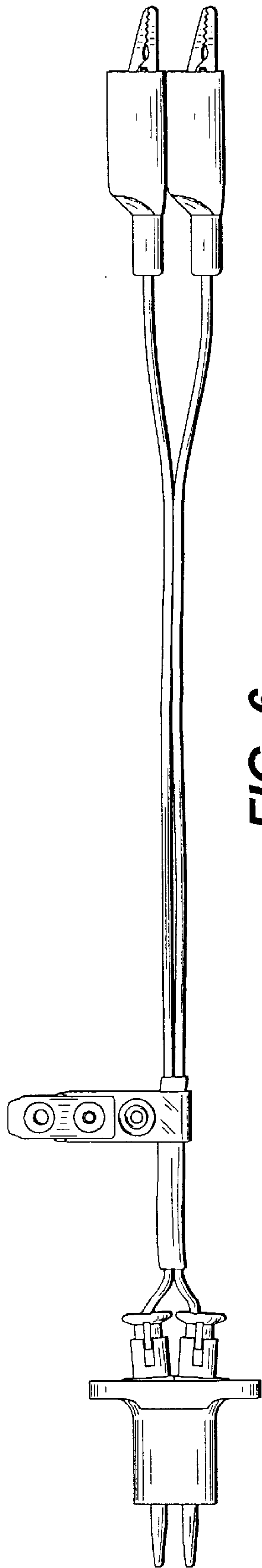


FIG. 6

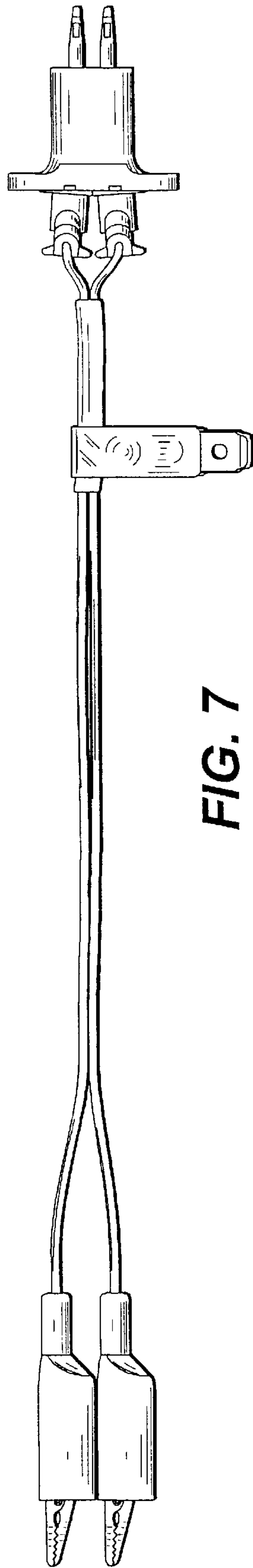


FIG. 7