



US00D417186S

United States Patent [19] Egly

[11] Patent Number: Des. 417,186

[45] Date of Patent: ** Nov. 30, 1999

[54] VEHICLE ARTICLE CARRIER BRACKET

[75] Inventor: David D. Egly, Detroit, Mich.

[73] Assignee: JAC Products, Inc., Ann Arbor, Mich.

[**] Term: 14 Years

[21] Appl. No.: 29/083,502

[22] Filed: Feb. 11, 1998

[51] LOC (6) Cl. 12-16

[52] U.S. Cl. D12/414

[58] Field of Search D12/406, 412,
D12/414, 223; 224/309-311, 321-327,
329-331

[56] **References Cited**

U.S. PATENT DOCUMENTS

D. 250,464	12/1978	Bott	D12/414
D. 255,344	6/1980	Ingram	D12/414
D. 258,263	2/1981	Mareydt et al.	D12/414 X
D. 258,280	2/1981	Mareydt	D12/414 X
D. 276,989	1/1985	Whitney	D12/414
D. 282,155	1/1986	Bott	.	
D. 283,117	3/1986	Bott	.	
D. 294,340	2/1988	Robson	D12/414
D. 306,990	4/1990	Bott	.	
D. 309,126	7/1990	Carr	D12/414
D. 312,234	11/1990	Rasor et al.	D12/414
D. 314,542	2/1991	Bott	.	
D. 317,744	6/1991	Bott	D12/414
D. 320,182	9/1991	Spraham et al.	D12/414
D. 359,943	7/1995	Cucheran et al.	.	
D. 380,439	7/1997	Lundgren	D12/414

4,162,755	7/1979	Bott	.
4,269,339	5/1981	Bott	.
4,448,337	5/1984	Cronce	.
4,684,048	8/1987	Bott	.
5,082,158	1/1992	Bott	.
5,104,019	4/1992	Bott	.
5,205,453	4/1993	Pudney et al.	.
5,385,285	1/1995	Cucheran et al.	.
5,588,572	12/1996	Cronce et al.	.
5,622,298	4/1997	Cucheran et al.	.
5,704,524	1/1998	Stapleton	.

Primary Examiner—Jeffrey Asch
Assistant Examiner—Stacia Sinuik
Attorney, Agent, or Firm—Harness, Dickey & Pierce, PLC

[57] **CLAIM**

The ornamental design for a vehicle article carrier bracket, as shown and described.

DESCRIPTION

FIG. 1 is a perspective view of a vehicle article carrier bracket showing my new design, with the bracket shown inserted in a slat on a vehicle rooftop;
FIG. 2 is an enlarged perspective view thereof;
FIG. 3 is an enlarged top view thereof;
FIG. 4 is an enlarged left side view thereof;
FIG. 5 is an enlarged front view thereof;
FIG. 6 is an enlarged right side view thereof; and,
FIG. 7 is an enlarged rear view thereof.
The broken line showing of environment in FIG. 1 is for illustrative purposes only and forms no part of the claimed design.

1 Claim, 3 Drawing Sheets

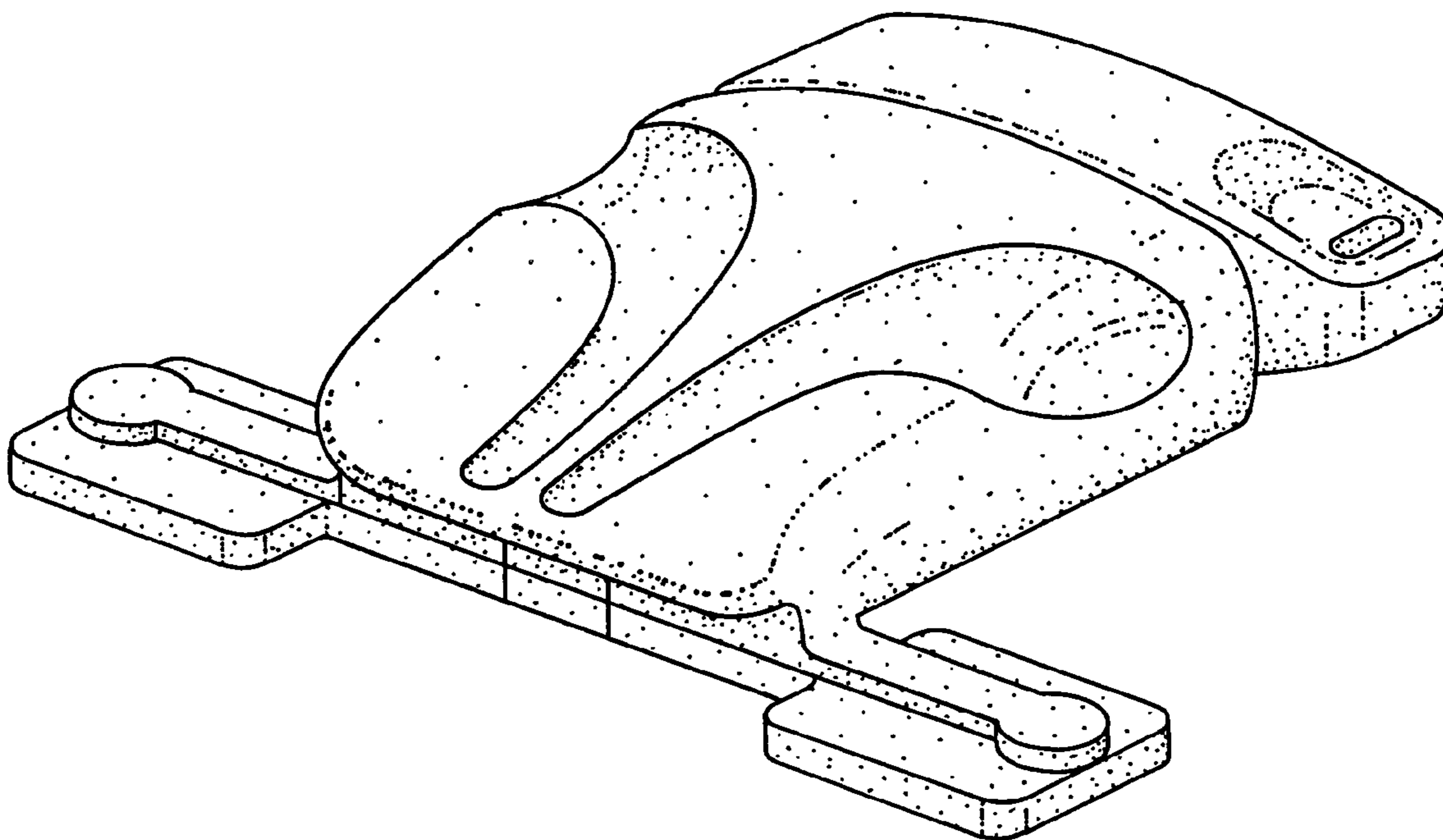


FIG 1

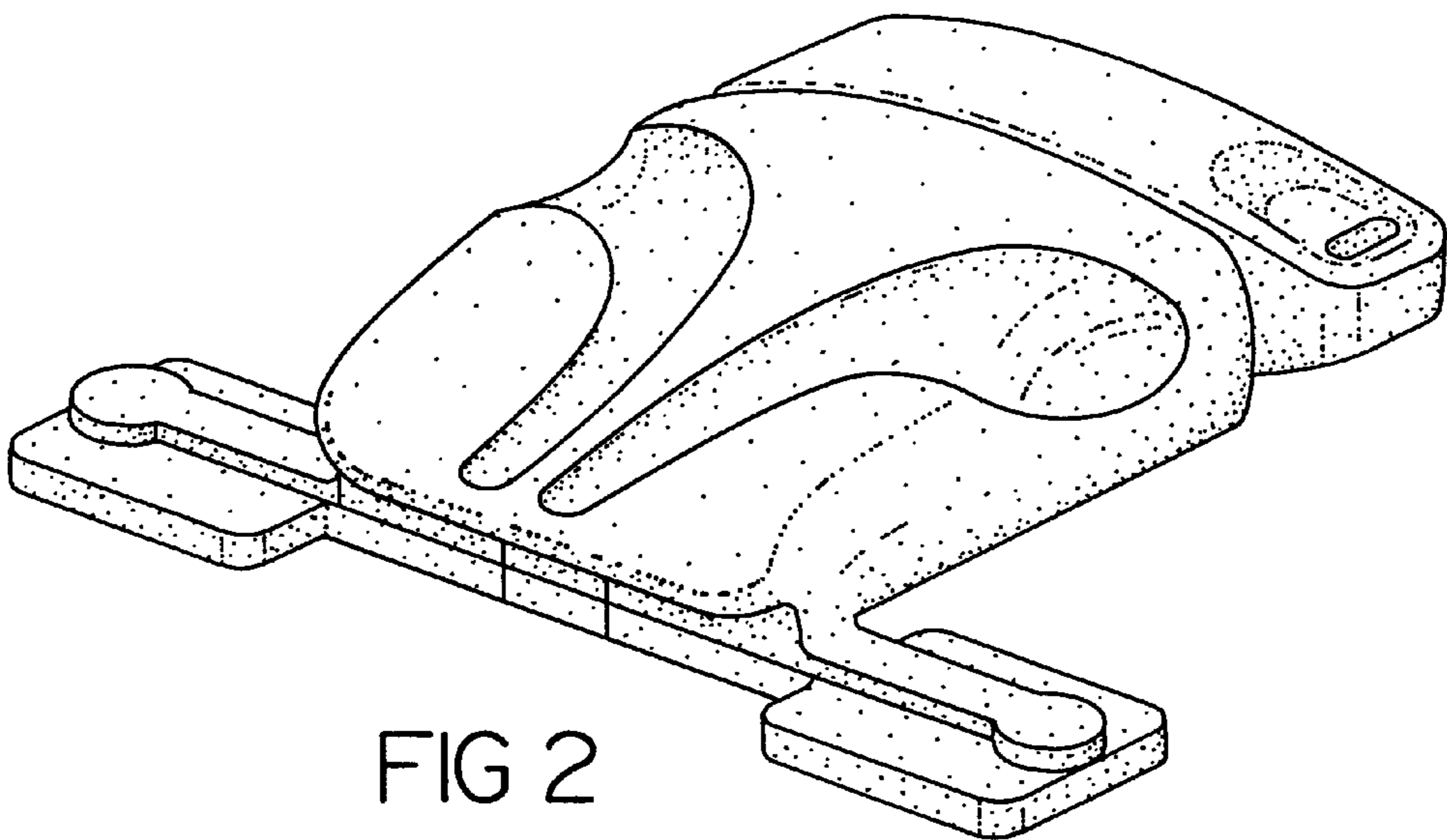
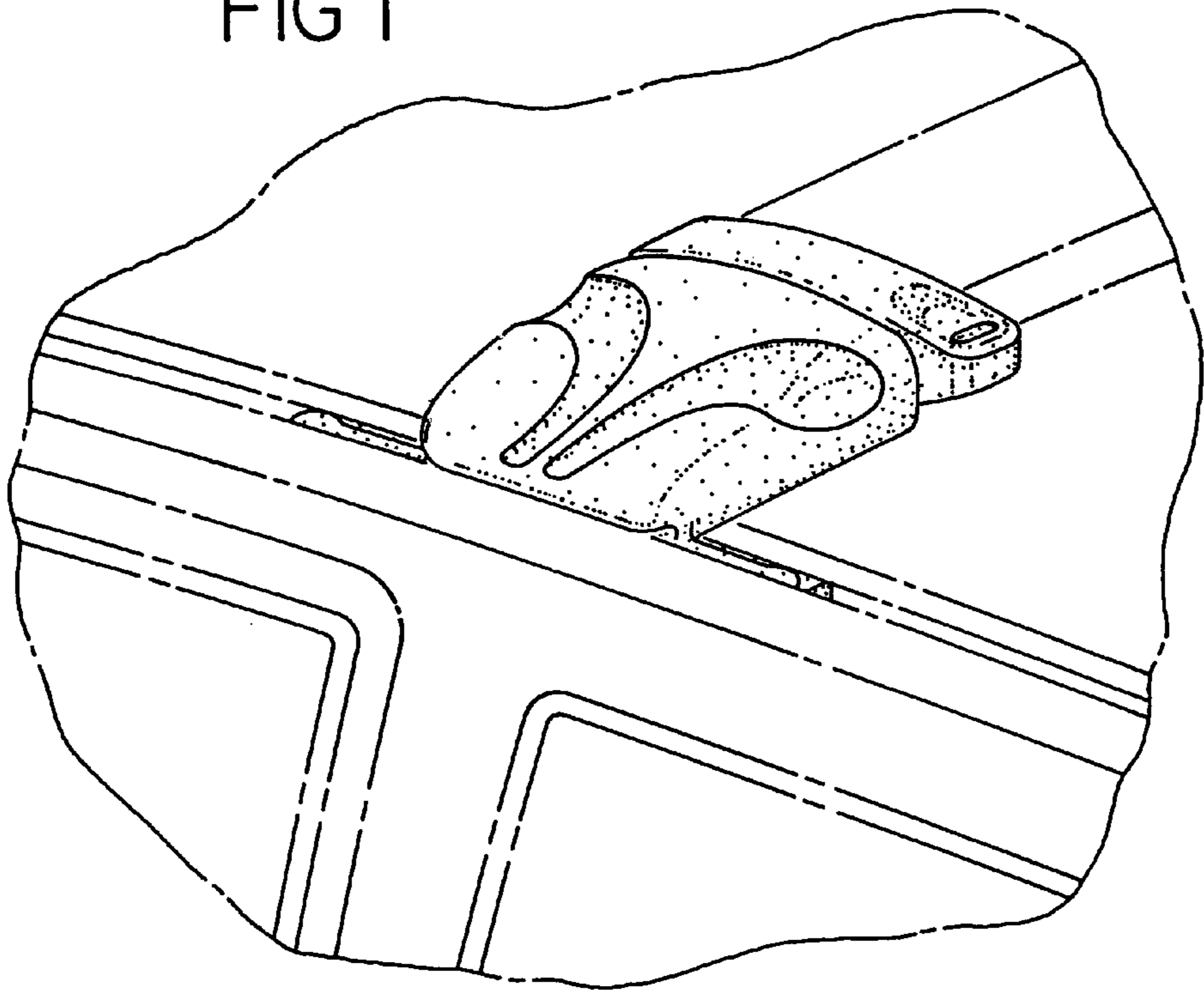


FIG 2

FIG 3

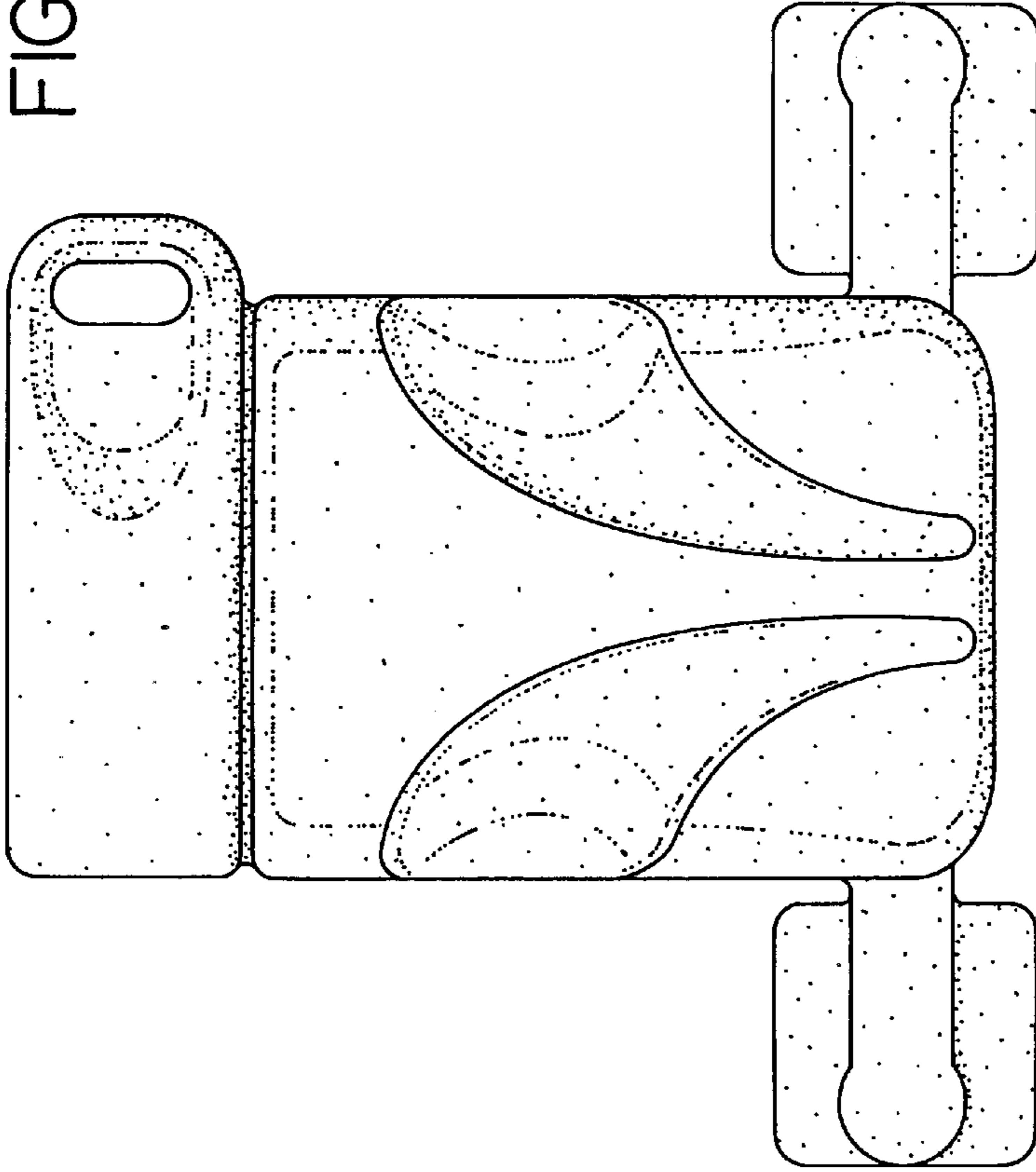


FIG 4

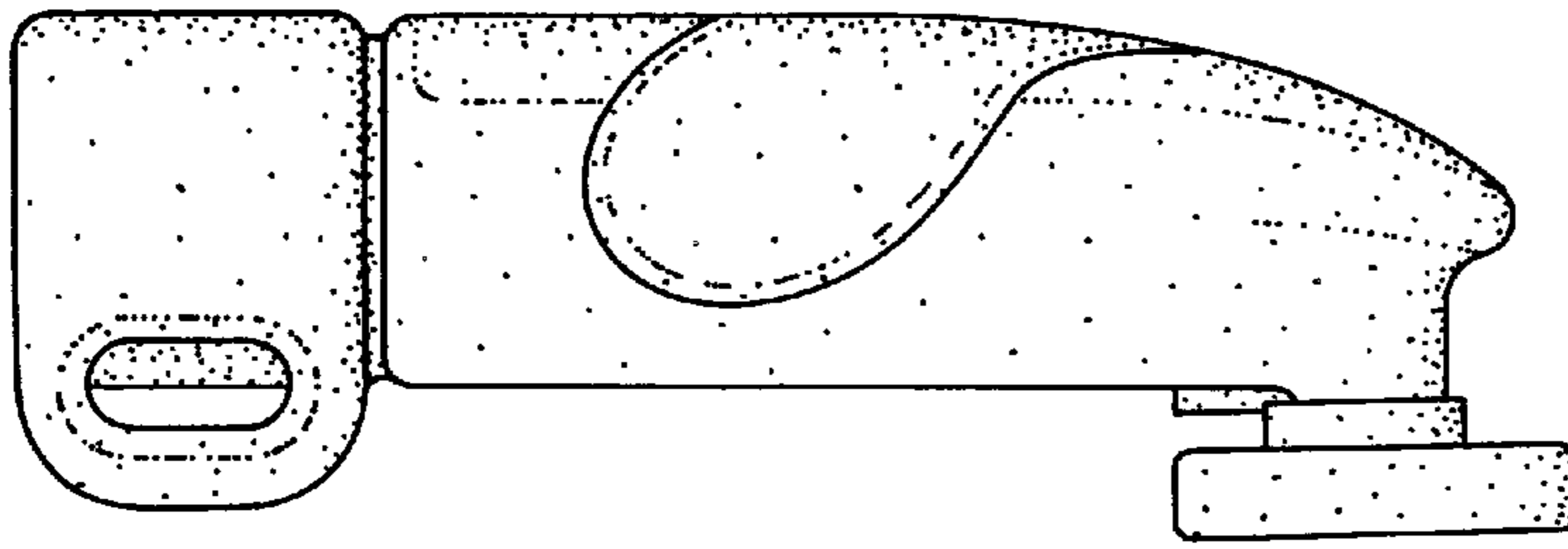
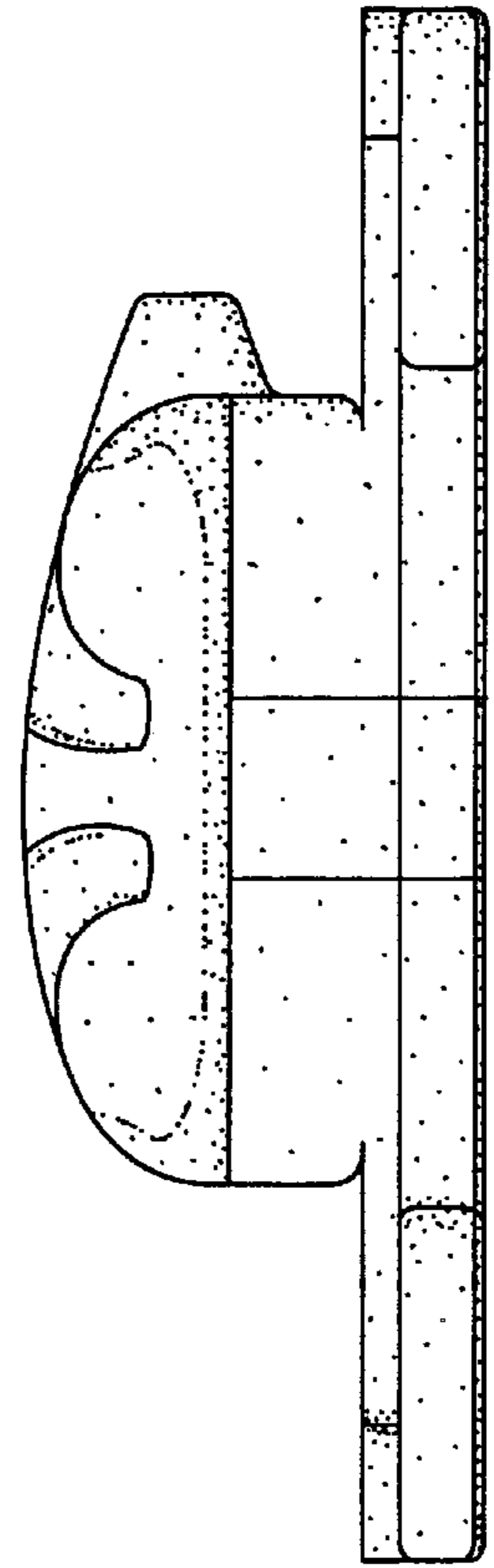


FIG 5



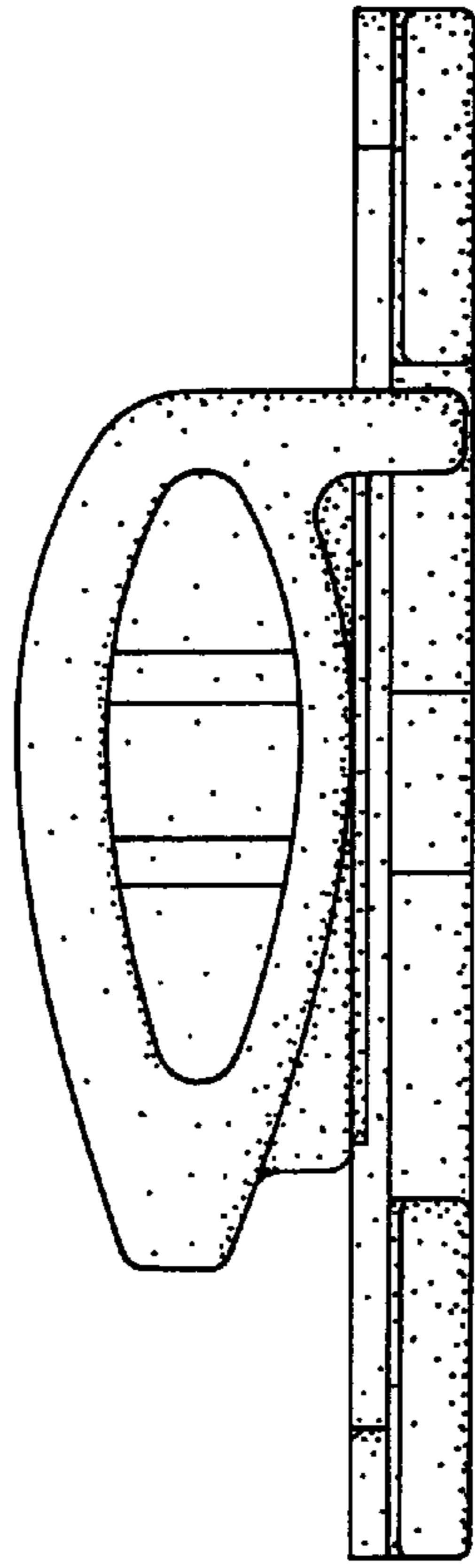


FIG 7

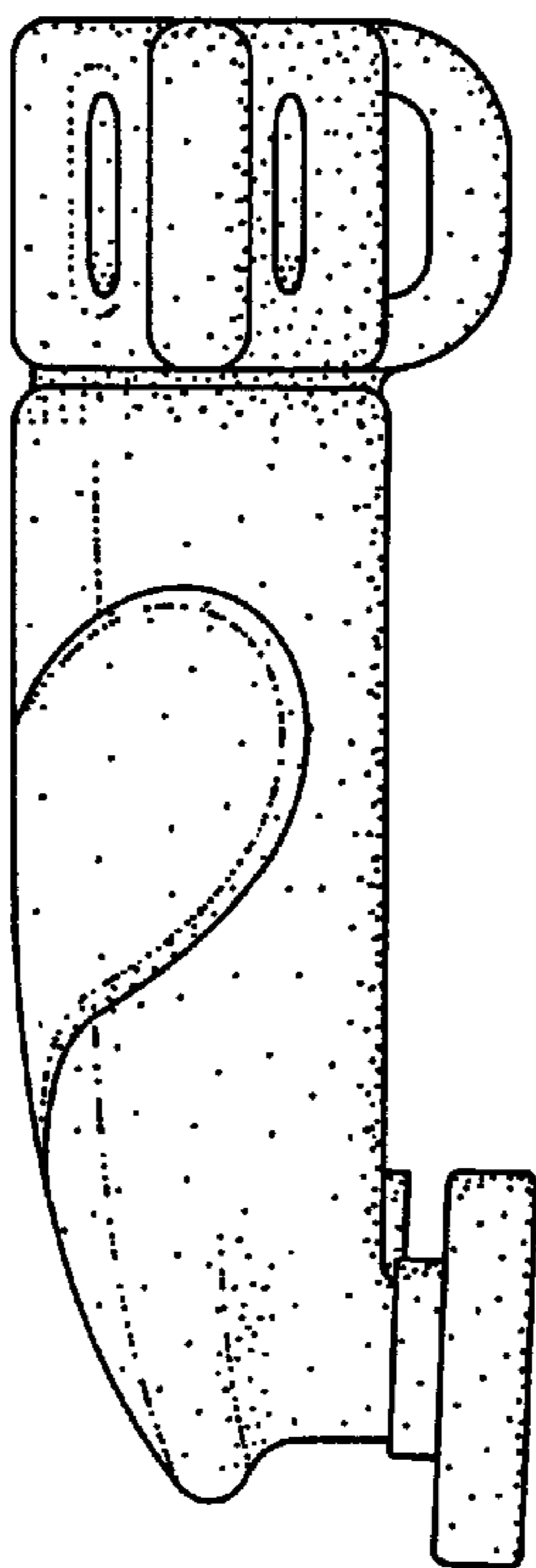


FIG 6