



US00D417183S

# United States Patent [19] Rogers-Smith

[11] Patent Number: Des. 417,183

[45] Date of Patent: \*\* Nov. 30, 1999

[54] RUBBER MAT FOR A WATERCRAFT

[76] Inventor: Sue Rogers-Smith, 404 E., Farmington, Ill. 61531

[\*\*] Term: 14 Years

[21] Appl. No.: 29/079,006

[22] Filed: Nov. 6, 1997

[51] LOC (6) Cl. .... 12-06

[52] U.S. Cl. .... D12/317; D12/203

[58] Field of Search ..... D12/317, 318, D12/203; D6/582, 583; D25/153; 15/215, 217, 238

[56] **References Cited**

U.S. PATENT DOCUMENTS

D. 57,791	5/1921	Stanwood	.....	D12/203
D. 204,539	4/1966	Stata	.....	D12/203
D. 310,460	9/1990	Vergnano	.....	D6/583
D. 325,555	4/1992	Primeau	.....	D12/203
D. 353,071	12/1994	Roberts	.....	D6/583
2,512,310	6/1950	Corson	.....	15/215
2,667,654	2/1954	Peterson	.....	15/215

Primary Examiner—Kay H. Chin  
Attorney, Agent, or Firm—Law Offices of Mark E. Wiemelt, P.C.; Mark E. Wiemelt

[57] **CLAIM**

The ornamental design for a rubber mat for a watercraft, as shown and described.

**DESCRIPTION**


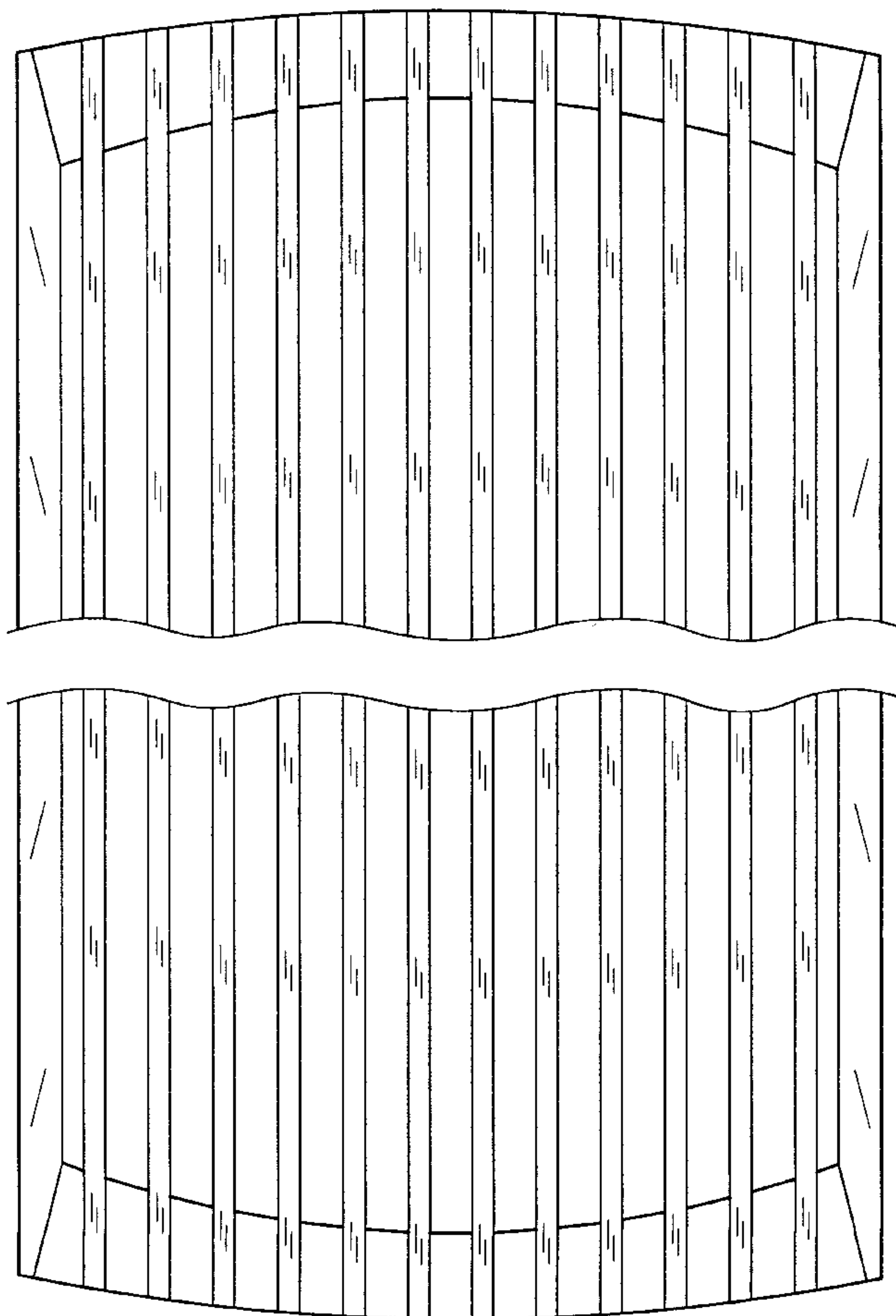
FIG. 1 is an enlarged fractional bottom view of the rubber mat for a watercraft of my design, with a middle section removed;

FIG. 2 is an enlarged front view of the rubber mat for a watercraft of my design which is identical to the rear view; FIG. 3 is an enlarged fractional top view of the rubber mat for a watercraft of my design, with a middle section removed;

FIG. 4 is an enlarged side view of the rubber mat for a watercraft of my design, with a middle section removed; and,

FIG. 5 is a bottom view of the rubber mat for a watercraft of my design.

1 Claim, 3 Drawing Sheets



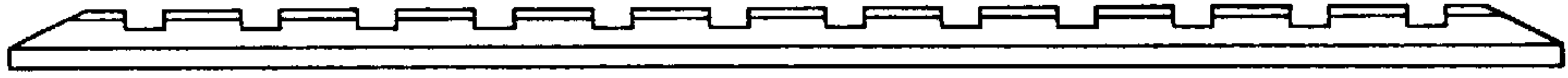


FIG. 2

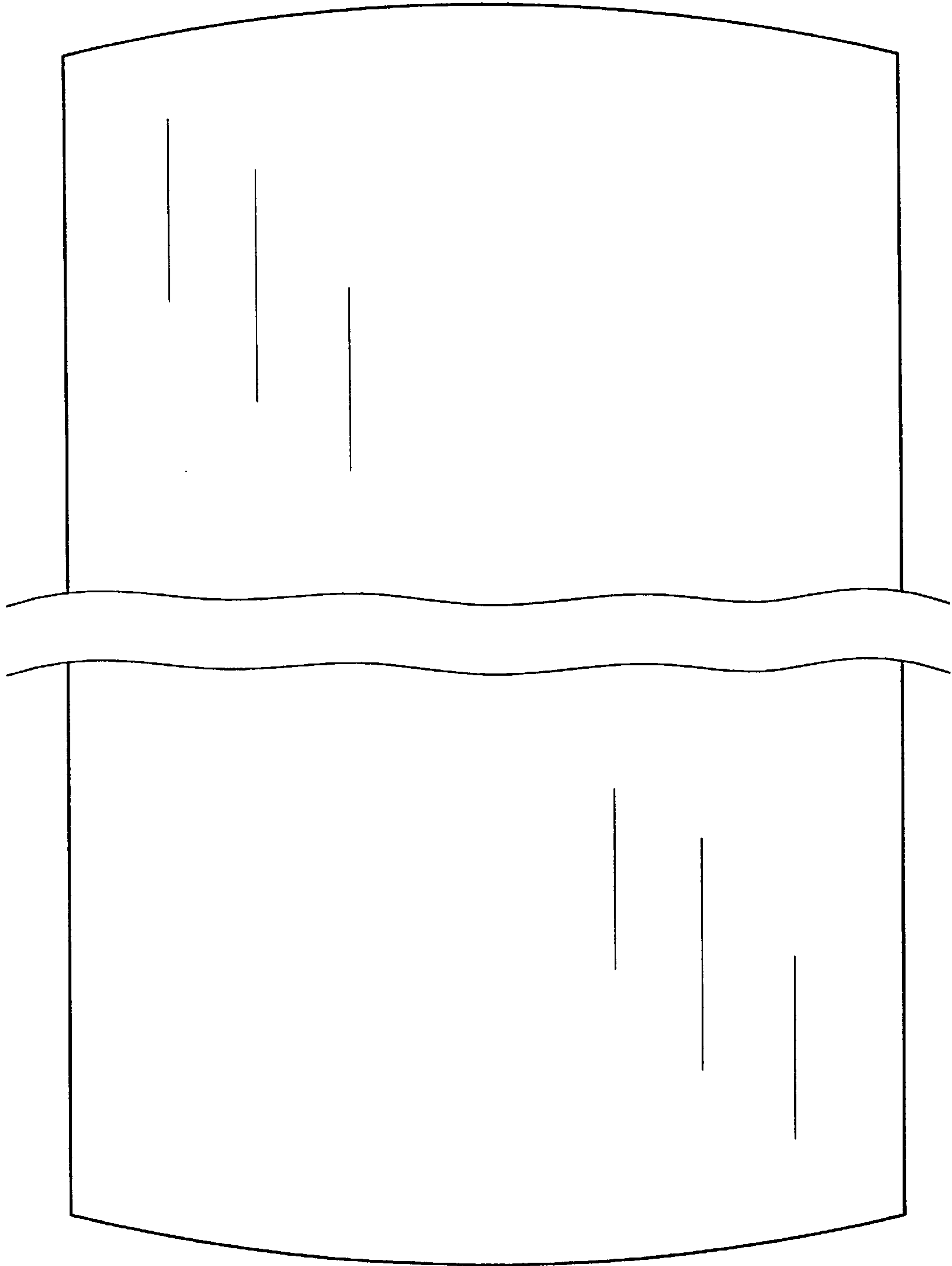


FIG. 1

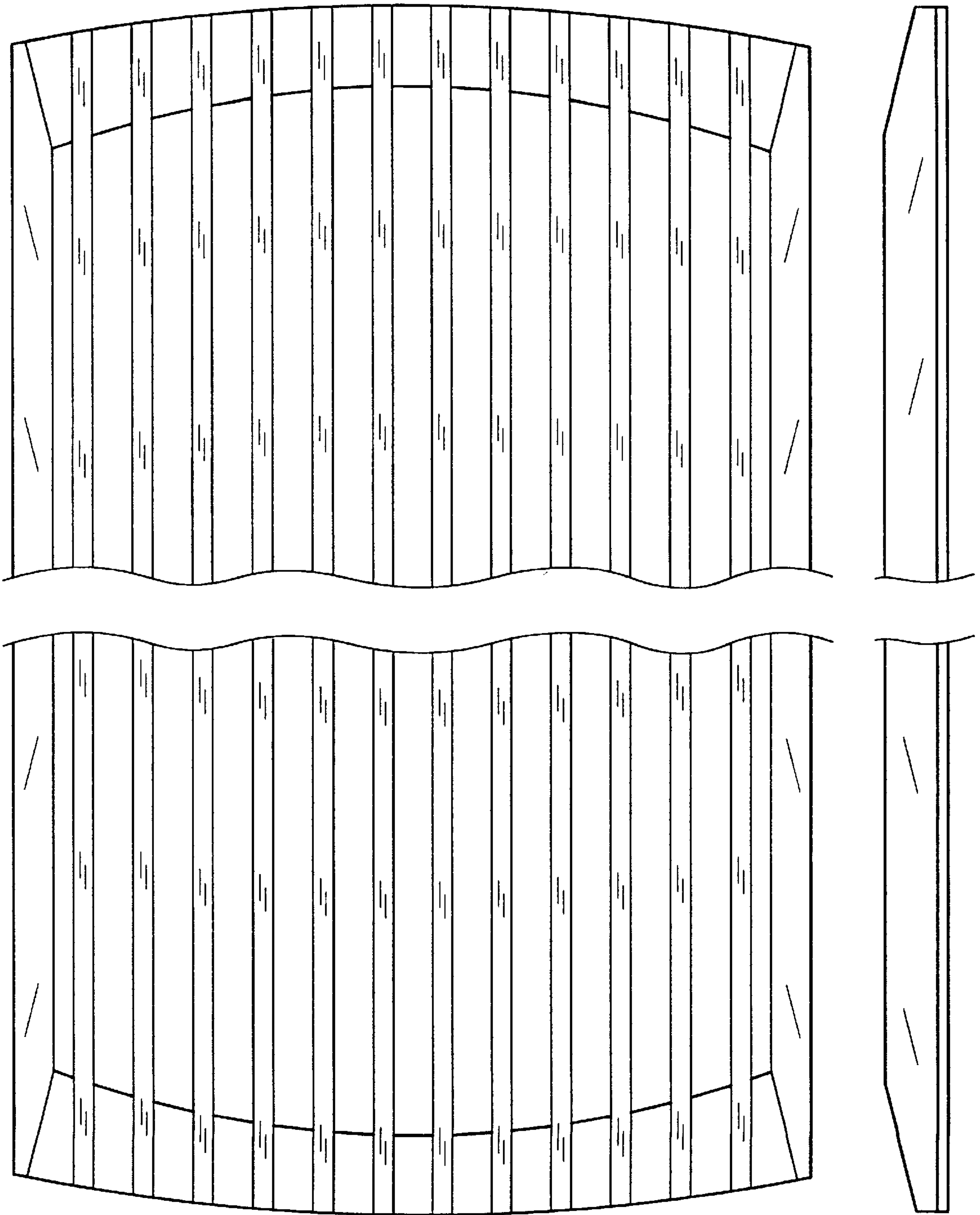


FIG. 3

FIG. 4




FIG. 5