



US00D417159S

United States Patent [19] Sugisawa

[11] Patent Number: **Des. 417,159**

[45] Date of Patent: **** Nov. 30, 1999**

[54] **WATCH CASE**

[75] Inventor: **Akihiro Sugisawa**, Fussa, Japan

[73] Assignee: **Casio Keisanki Kabushiki Kaisha**,
Tokyo, Japan

[**] Term: **14 Years**

[21] Appl. No.: **29/101,270**

[22] Filed: **Mar. 1, 1999**

[30] **Foreign Application Priority Data**

Dec. 15, 1998 [JP] Japan 10-36143

[51] **LOC (6) Cl.** **10-02**

[52] **U.S. Cl.** **D10/30; D10/38**

[58] **Field of Search** D10/1-40, 122-132;
368/280-282, 276-277, 28-30, 285, 239-242,
82-84, 41-44

[56] **References Cited**

U.S. PATENT DOCUMENTS

- D. 293,892 1/1988 Ichikawa D10/38
- D. 304,305 10/1989 Morishima D10/38
- D. 314,709 2/1991 Braun D10/30

- D. 369,752 5/1996 Houlihan D10/38
- D. 390,789 2/1998 Sugita et al. D10/30
- D. 391,860 3/1998 Kubo D10/30
- D. 391,862 3/1998 Sugisawa et al. D10/30
- D. 396,416 7/1998 Sugita et al. D10/30
- D. 401,159 11/1998 Sugita et al. D10/30

Primary Examiner—Nelson C. Holtje
Attorney, Agent, or Firm—Frishauf, Holtz, Goodman,
Langer & Chick, P.C.

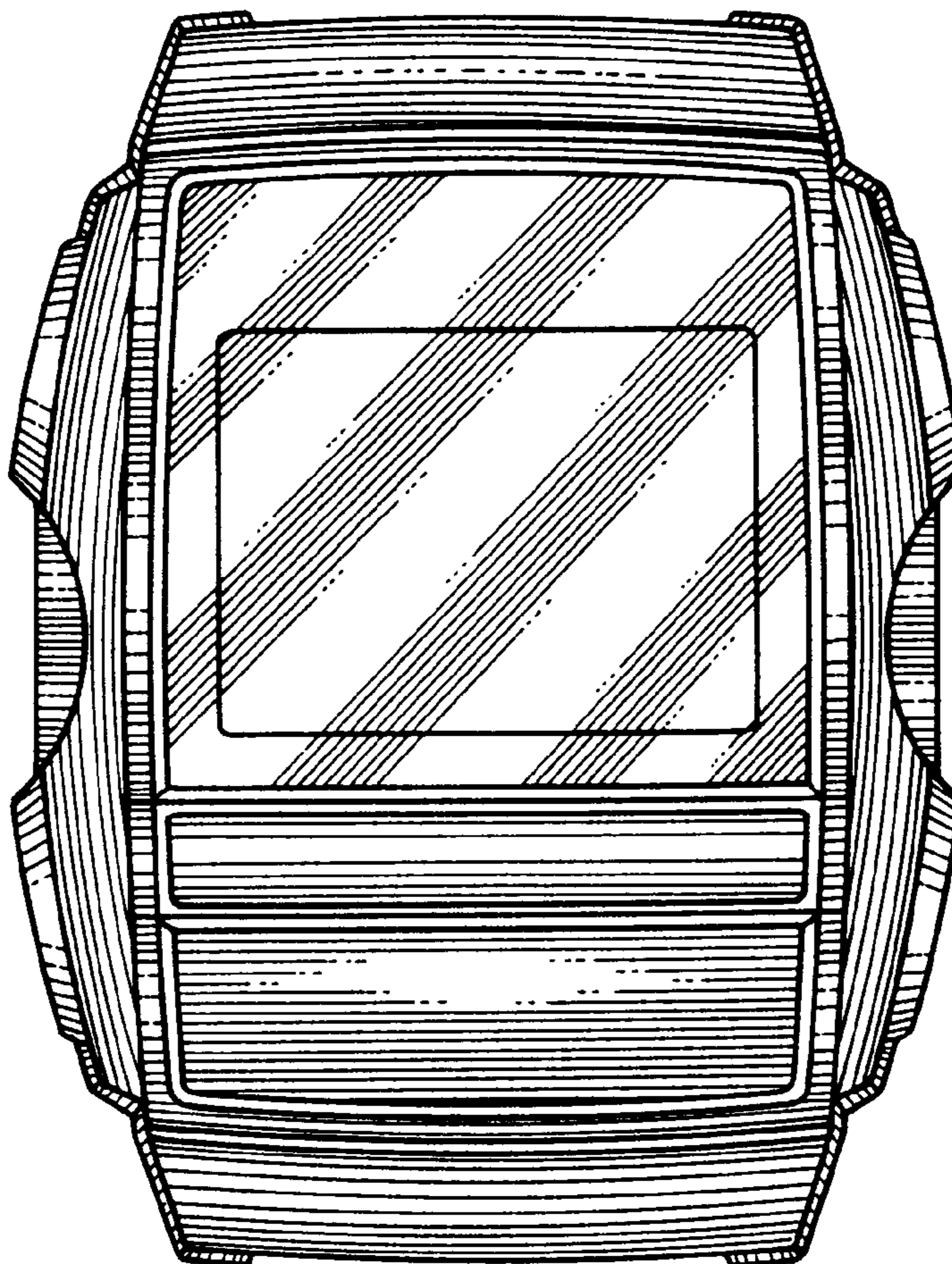
[57] **CLAIM**

The ornamental design for watch case, as shown and described.

DESCRIPTION

FIG. 1 is a front elevational view of watch case showing my new design;
 FIG. 2 is a right side elevational view thereof, the left side elevational view being identical to the right side elevational view;
 FIG. 3 is a top plan view thereof, the bottom plan view being identical to the top plan view;
 FIG. 4 is a rear elevational view thereof; and,
 FIG. 5 is a perspective view thereof.

1 Claim, 2 Drawing Sheets



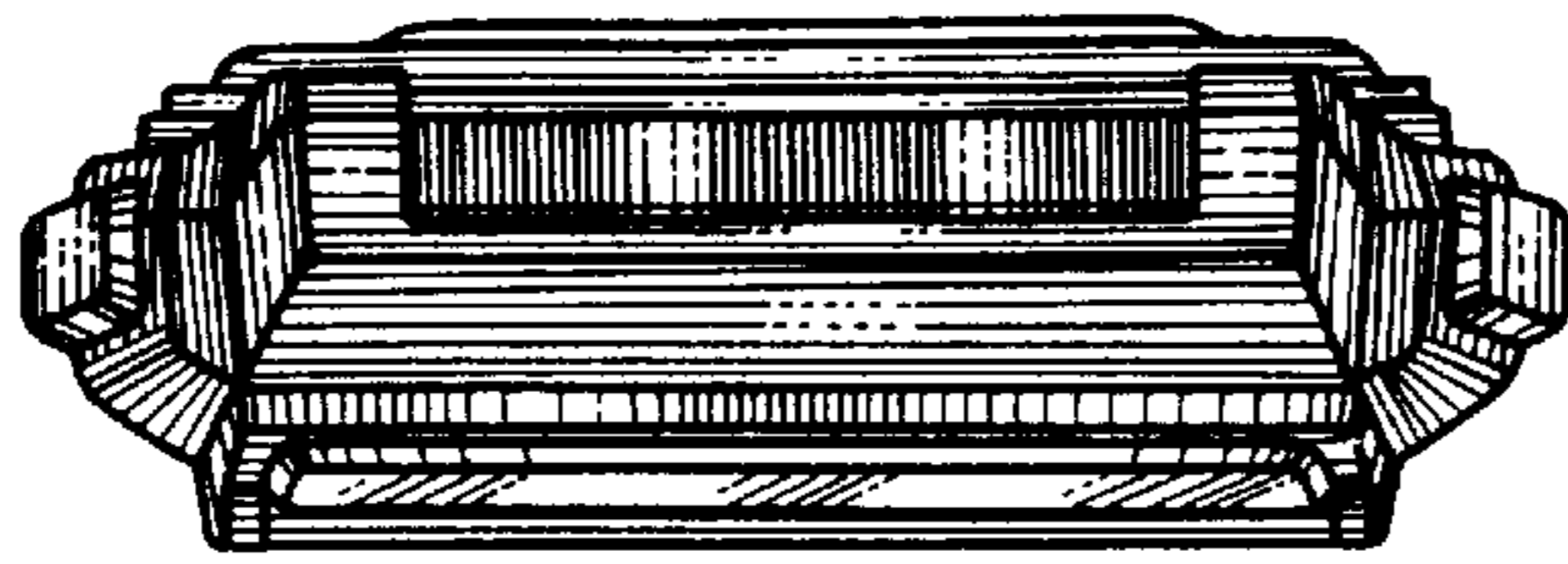


FIG. 3

FIG. 1

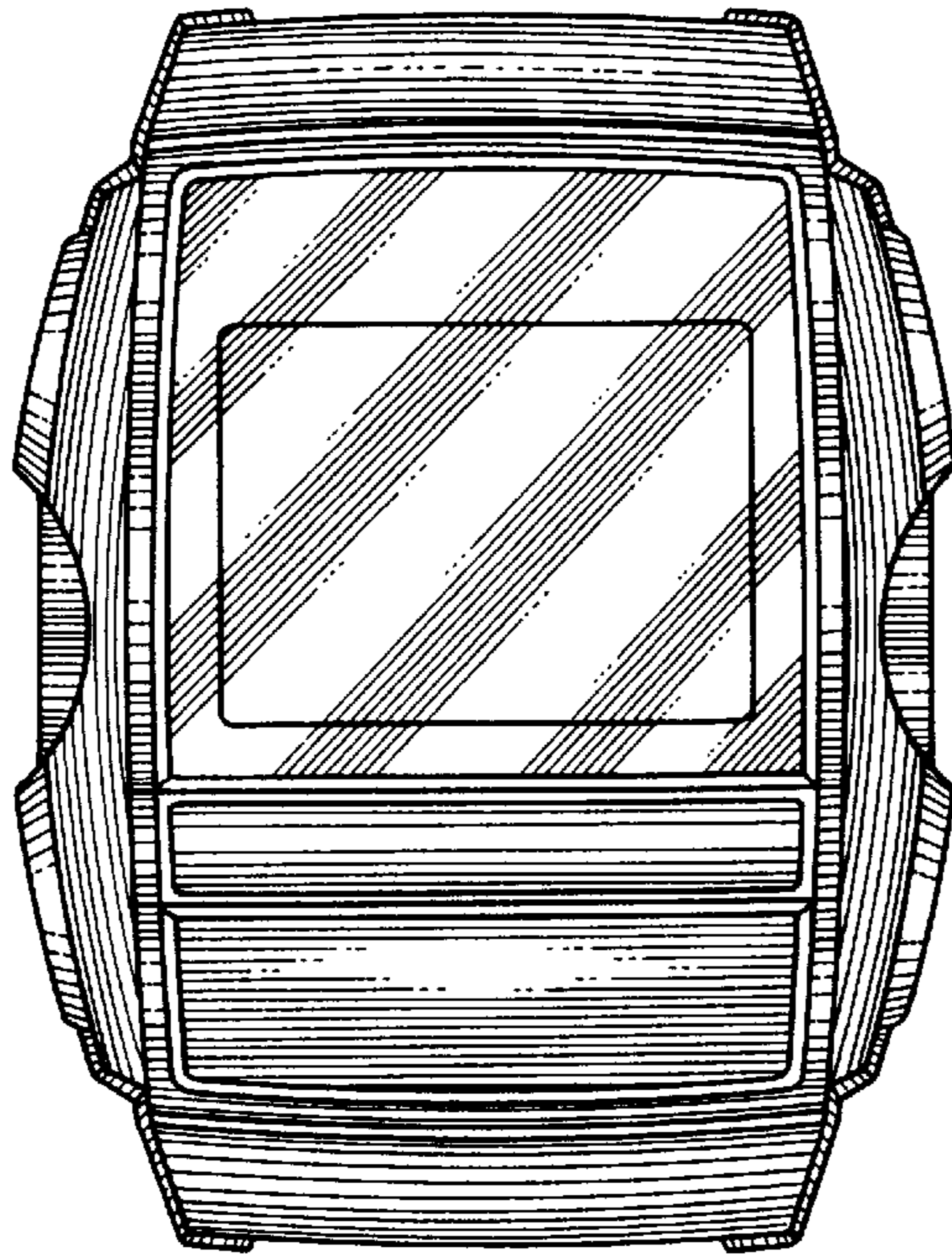


FIG. 2

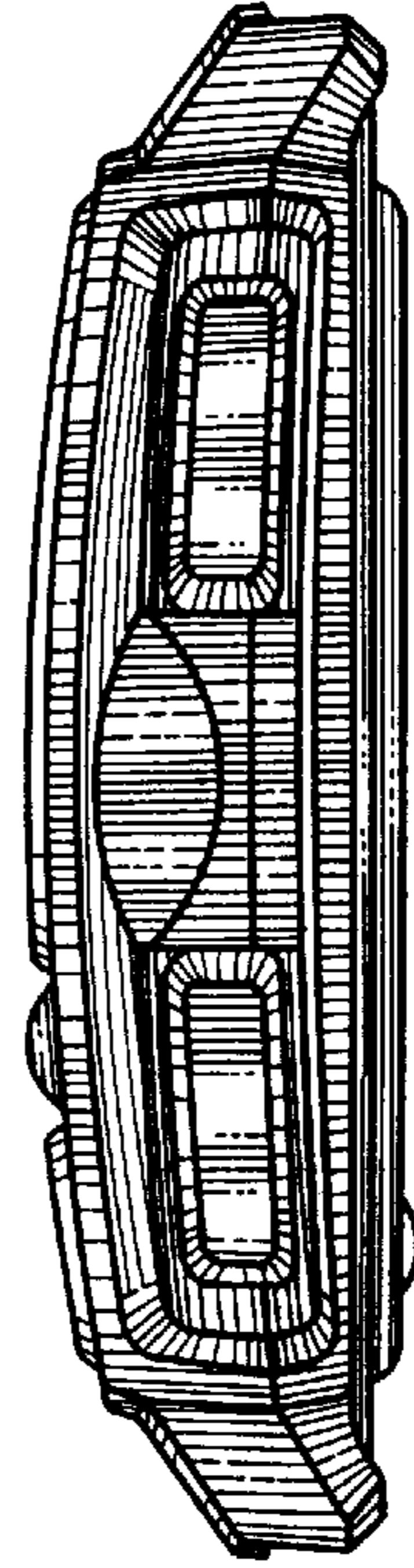


FIG. 4

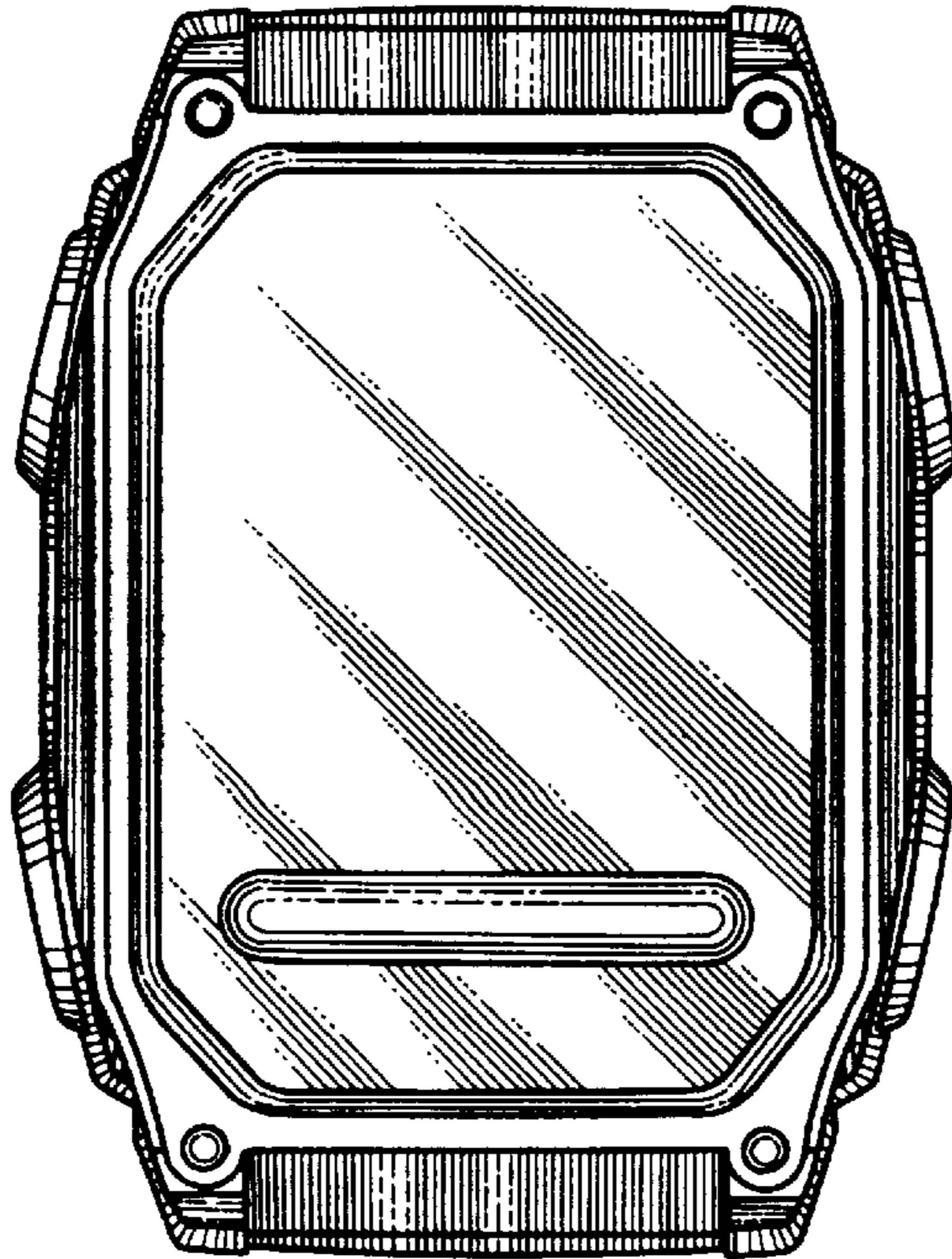


FIG. 5

