



US00D417132S

United States Patent [19] Schneider

[11] **Patent Number: Des. 417,132**

[45] **Date of Patent: ** Nov. 30, 1999**

[54] **HANDLE FOR A KNIFE**

D. 329,185 9/1992 Hasegawa D8/107
D. 333,239 2/1993 Pogue D7/649

[75] Inventor: **Michael Schneider**, Cologne, Germany

[73] Assignee: **Zwilling J.A. Henckels AG**, Solingen, Germany

Primary Examiner—Alan P. Douglas
Assistant Examiner—Reid Hecker
Attorney, Agent, or Firm—Hill & Simpson

[**] Term: **14 Years**

[57] **CLAIM**

[21] Appl. No.: **29/093,122**

The ornamental design for a handle for a knife, as shown and described.

[22] Filed: **Sep. 3, 1998**

DESCRIPTION

[30] **Foreign Application Priority Data**

May 18, 1998 [DE] Germany M 98 04 913

[51] **LOC (6) Cl.** **08-03**

[52] **U.S. Cl.** **D8/107**

[58] **Field of Search** D7/381, 393, 649,
D7/650, 664, 693; D8/97, 98, 107, DIG. 4,
DIG. 7; 16/110 R, 111 R, 114 A, 114 R,
116 R, DIG. 12, DIG. 18; 30/340; 81/177.1,
489

FIG. 1 is a front view of a handle for a knife in accordance with the present invention;
FIG. 2 is a back view of the handle of FIG. 1;
FIG. 3 is a side view taken on the left side of FIG. 1 of the handle of the present invention;
FIG. 4 is a side view taken on the right side of FIG. 1 of the handle of the present invention;
FIG. 5 is an end view of the handle of the present invention adjacent to the hilt of the knife blade; and,
FIG. 6 is an end view of the handle opposite the hilt of the knife blade.

[56] **References Cited**

U.S. PATENT DOCUMENTS

D. 104,484 5/1937 Weinig D7/395
D. 165,917 2/1952 Hampshire D7/395
D. 192,916 5/1962 Zorn D7/649

The knife blade, which is shown in broken lines in the Figures, forms no part of the present invention and is only to show the environment of the use of the handle of the present invention.

1 Claim, 1 Drawing Sheet

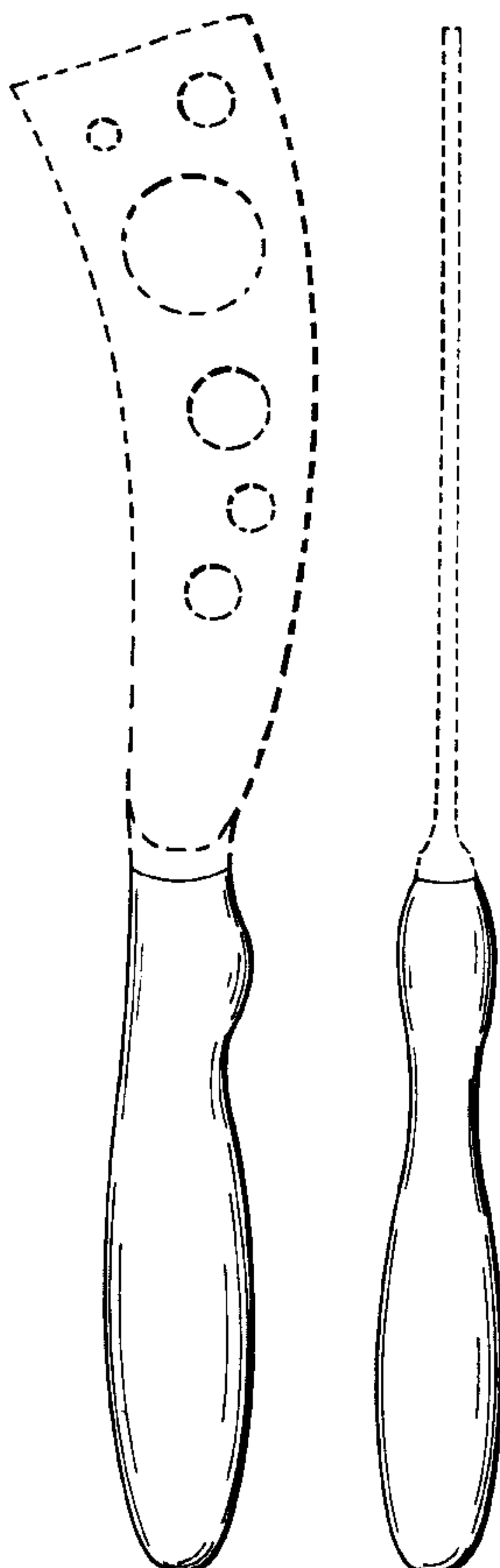


Fig.1

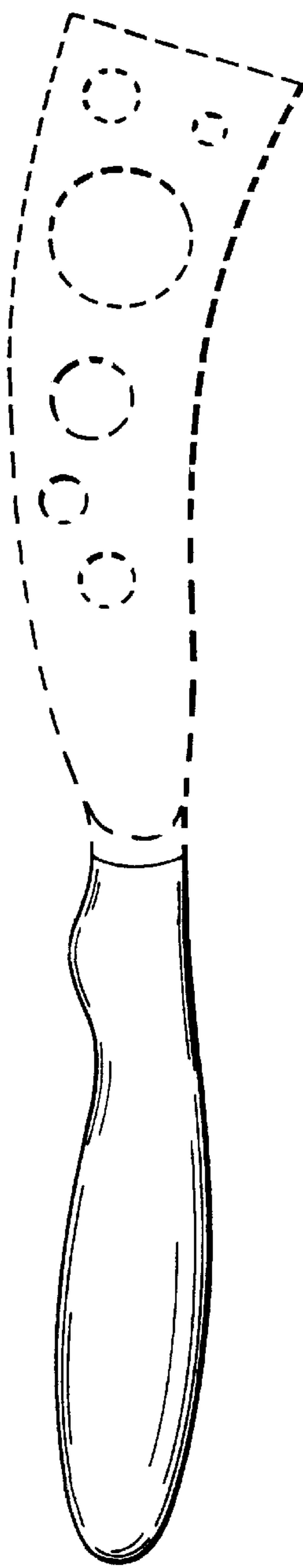


Fig.2

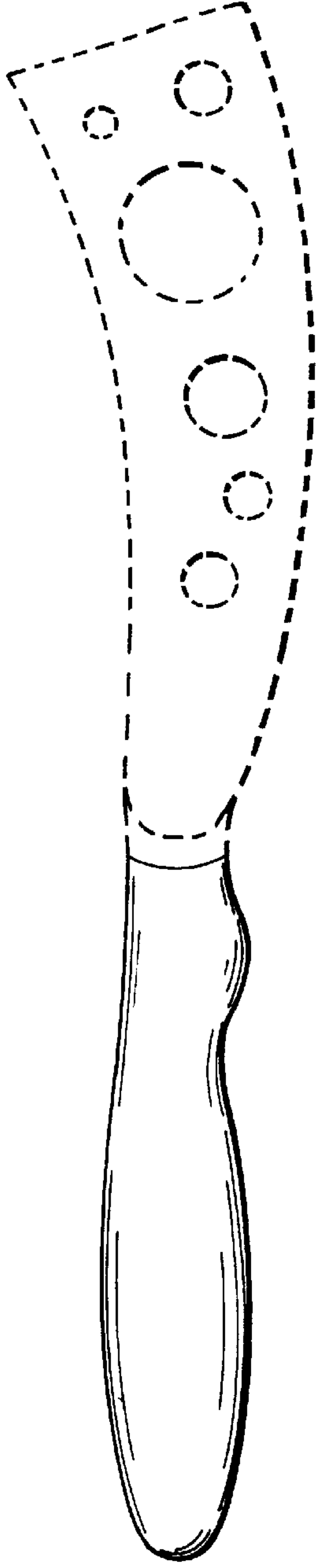


Fig.3

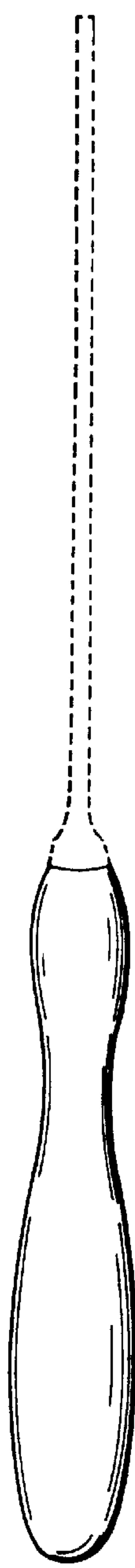


Fig.4

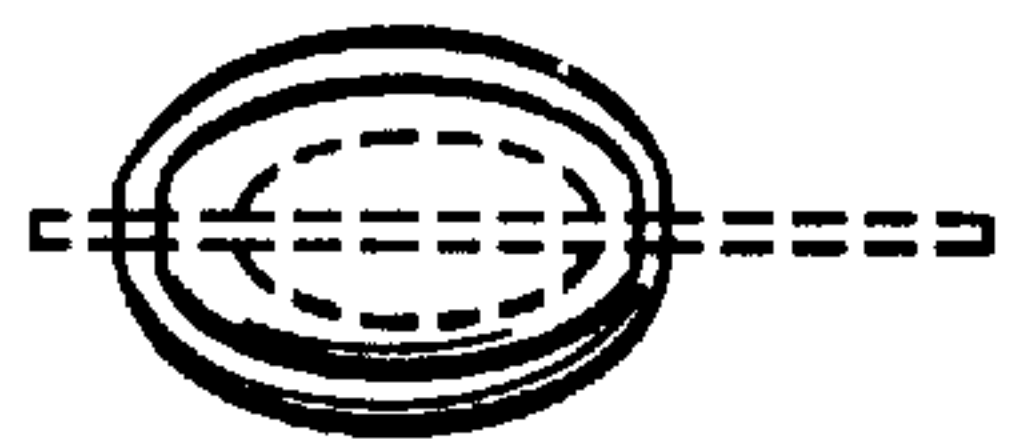
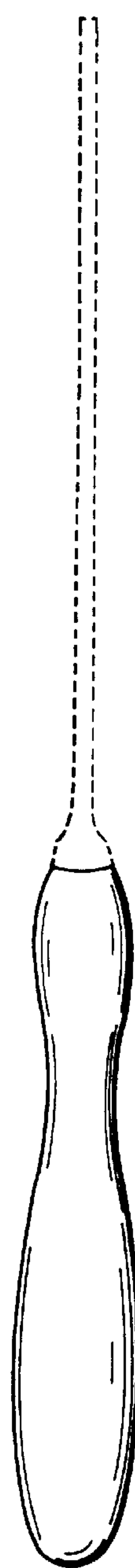


Fig.5



Fig.6