



US00D417124S

United States Patent [19] Chen

[11] **Patent Number: Des. 417,124**

[45] **Date of Patent: ** Nov. 30, 1999**

[54] **GRILL TOPPER WITH KABOB SUPPORT**

[75] Inventor: **Spike Chen**, Taiching, Taiwan

[73] Assignee: **Grand-Bonanza Enterprise Inc.**,
Taichung, Taiwan

[**] Term: **14 Years**

[21] Appl. No.: **29/068,731**

[22] Filed: **Mar. 17, 1997**

[51] **LOC (6) Cl.** **07-02**

[52] **U.S. Cl.** **D7/409**; 99/421 H; 99/421 HH;
211/60.1

[58] **Field of Search** D7/338, 354-361,
D7/365, 409; 99/419, 421 H, 421 HH,
427, 339, 449, 421 R; 126/1 R, 25 R, 273 R;
211/60.1, 70.1

[56] **References Cited**

U.S. PATENT DOCUMENTS

D. 148,943	3/1948	Nassif	D7/365
D. 275,170	8/1984	Bentson	D7/409
D. 277,540	2/1985	Thomas et al.	D7/337
2,521,220	9/1950	Huntington	99/419

3,297,166	1/1967	Summers	211/60.1
3,590,726	7/1971	Warner	99/339
3,858,495	1/1975	Gotwalt	99/421 HH
4,324,174	4/1982	Conradt	99/421 H

Primary Examiner—Caron D. Veynar
Attorney, Agent, or Firm—Smith, Gambrell & Russell;
Beveridge, DeGrandi, Weilacher & Young

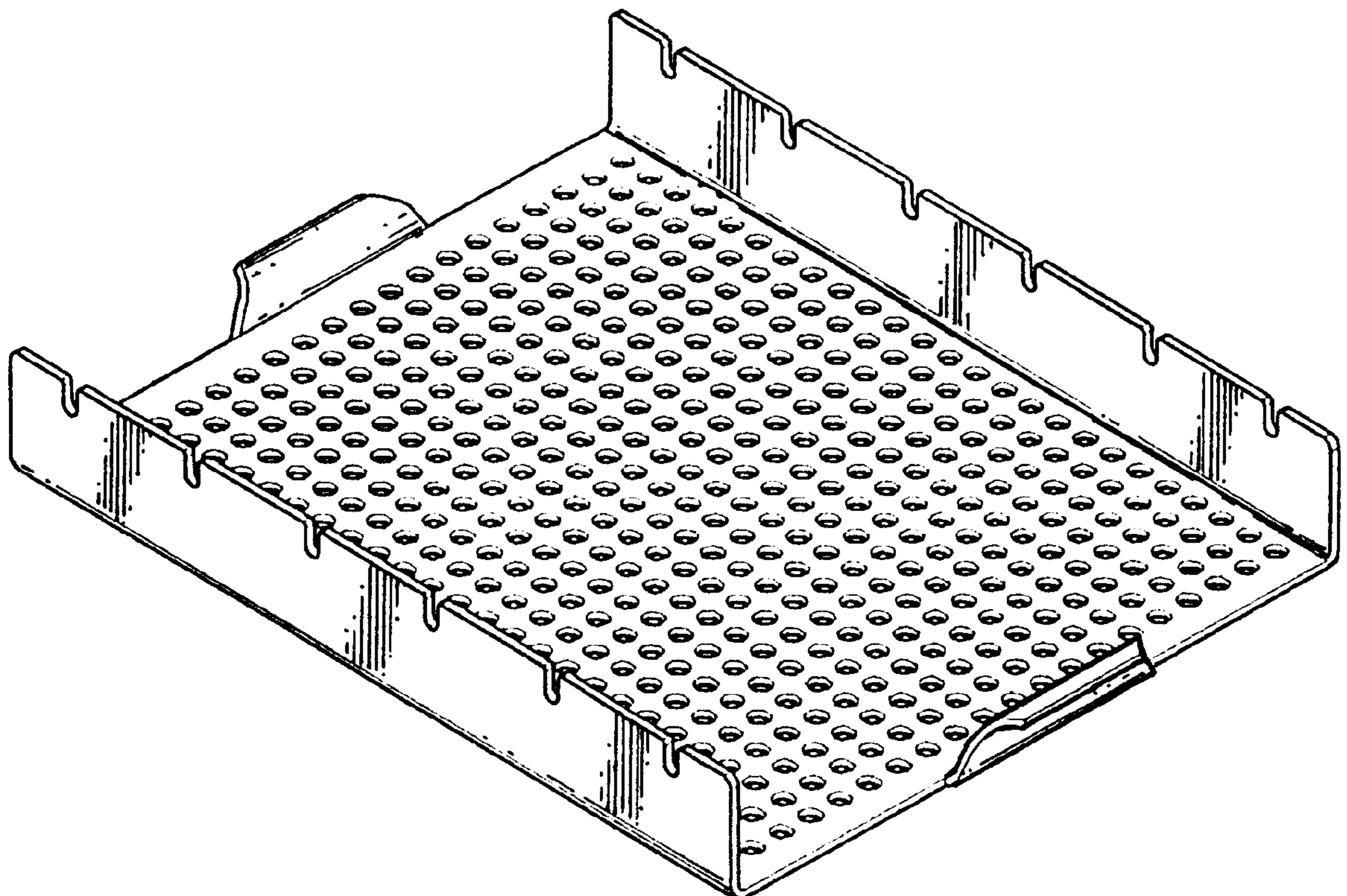
[57] **CLAIM**

The ornamental design for a grill topper with kabob support, as shown and described.

DESCRIPTION

FIG. 1 is a perspective view of a grill topper with kabob support showing my new design; FIG. 2 is a front elevational view thereof; FIG. 3 is a rear elevational view thereof; FIG. 4 is a left side elevational view thereof; FIG. 5 is a right side elevational view thereof; FIG. 6 is a top plan view thereof; FIG. 7 is a bottom plan view thereof; and, FIG. 8 is a perspective view thereof, the broken line showings of skewers are for illustrative purposes only and form no part of the claimed design.

1 Claim, 5 Drawing Sheets



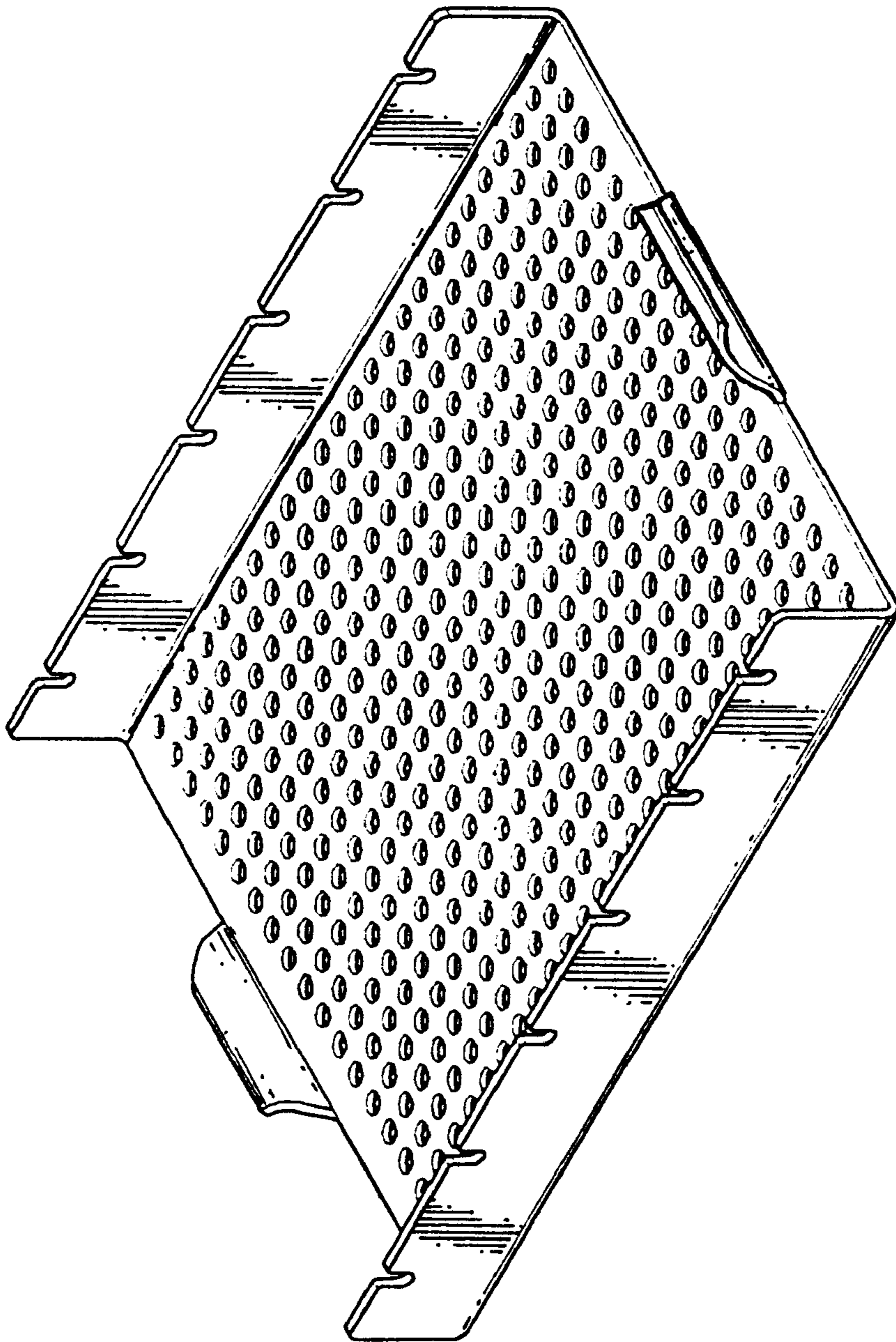


FIG. 1

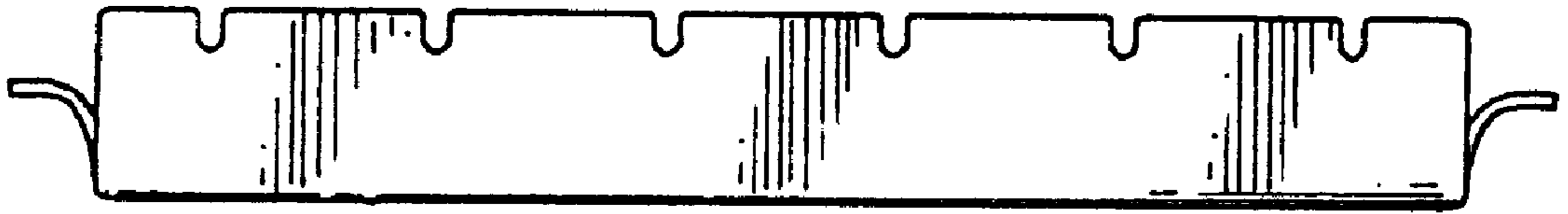


FIG. 2

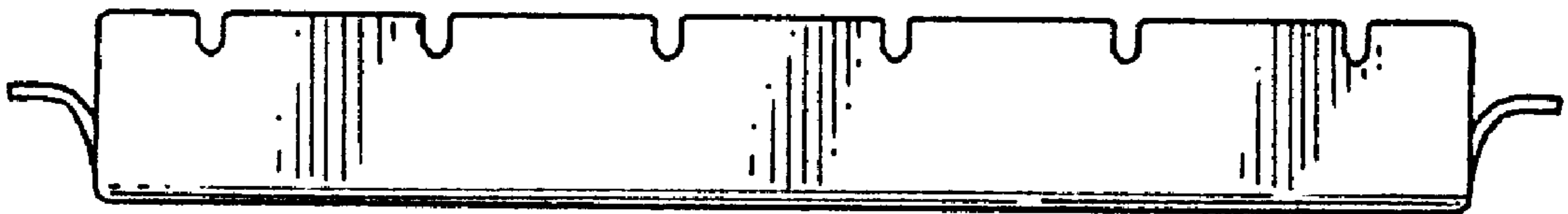


FIG. 3




FIG. 4




FIG. 5




FIG. 6




FIG. 7

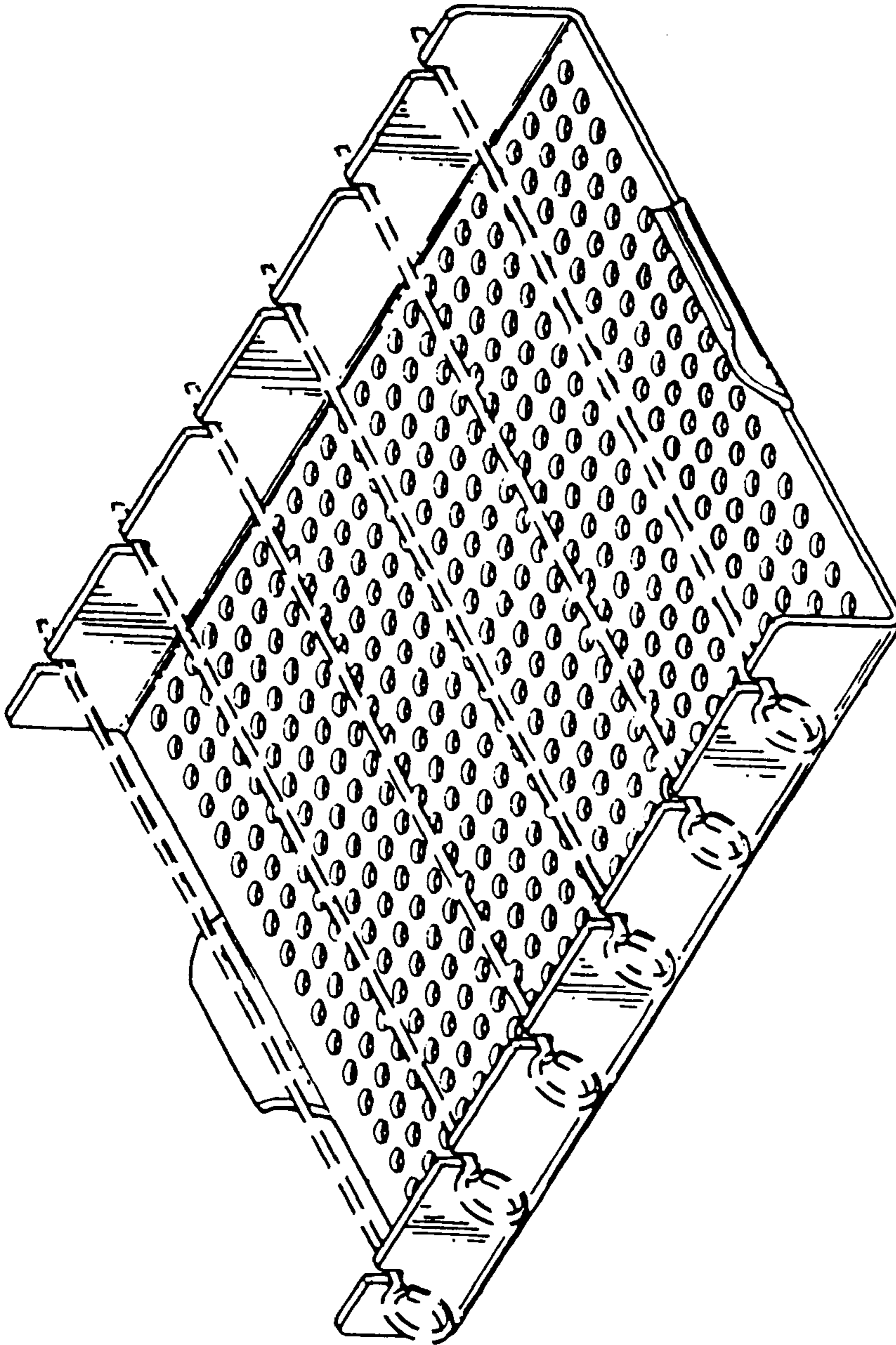


FIG. 8