



US00D417106S

United States Patent [19]

Lee

[11] **Patent Number: Des. 417,106**

[45] **Date of Patent: ** Nov. 30, 1999**

[54] **CHAIR ARMREST**

[76] Inventor: **Ming-Hao Lee**, P.O. Box 63-247,
Taichung, Taiwan

[**] Term: **14 Years**

[21] Appl. No.: **29/097,809**

[22] Filed: **Dec. 14, 1998**

[51] **LOC (6) Cl. 06-06**

[52] **U.S. Cl. D6/501; D6/366**

[58] **Field of Search D6/334, 364, 365,
D6/366, 367, 379, 500, 501, 502; 297/411.2,
411.27, 411.28**

[56] **References Cited**

U.S. PATENT DOCUMENTS

D. 366,792	2/1996	McDiarmid	D6/501
D. 382,738	8/1997	Chen	D6/501
D. 388,269	12/1997	Tedesco et al.	D6/501
D. 388,270	12/1997	Schultz et al.	D6/501
D. 395,366	6/1998	Favaretto	D6/366

D. 403,185	12/1998	Tseng	D6/501
D. 408,182	4/1999	Tseng	D6/501
D. 410,159	5/1999	Wu	D6/501

Primary Examiner—Gary D. Watson
Attorney, Agent, or Firm—Alan Kamrath; Oppenheimer
Wolff & Donnelly LLP

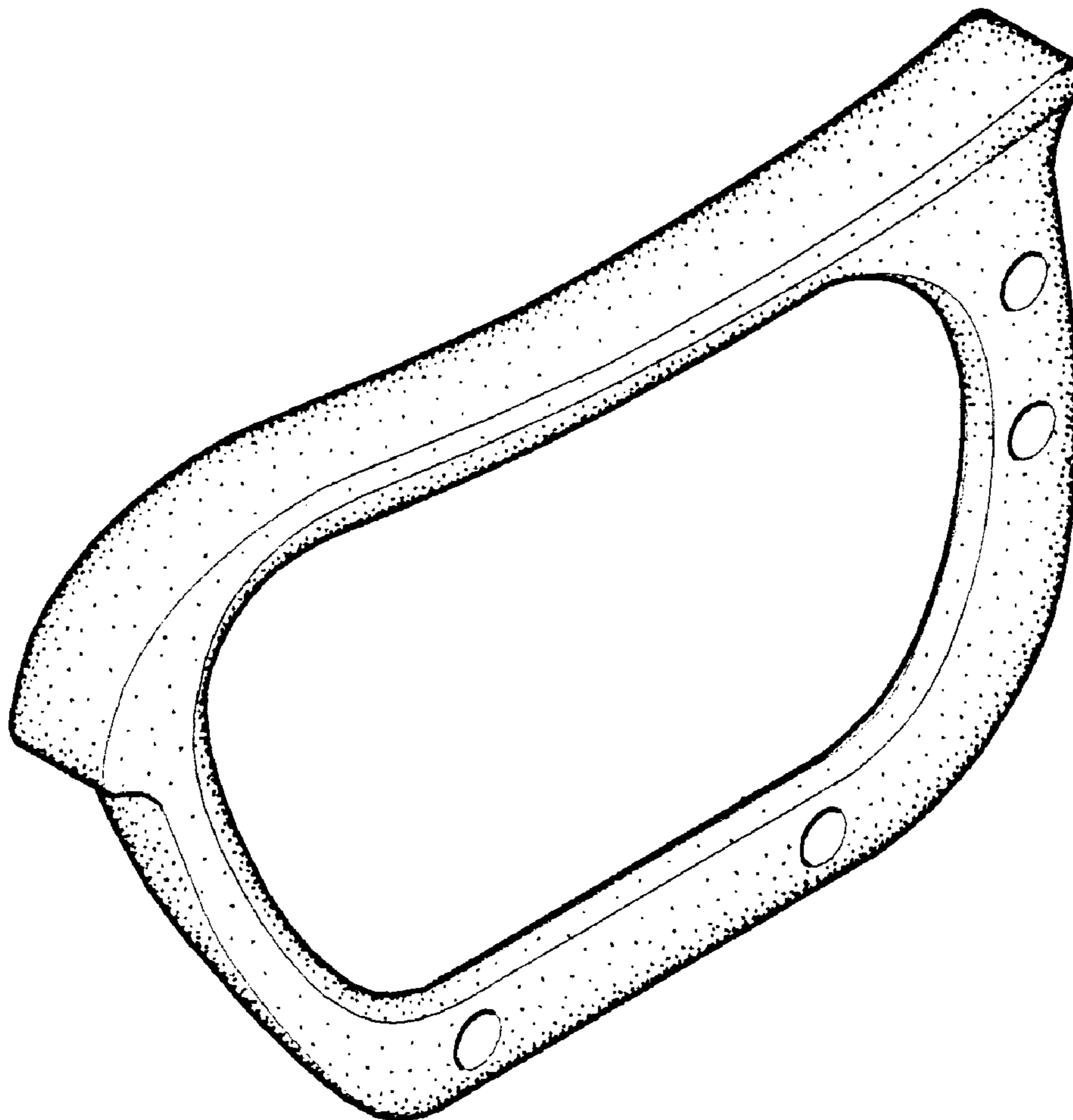
[57] **CLAIM**

The ornamental design for a chair armrest, as shown and described.

DESCRIPTION

FIG. 1 is a perspective view of a chair armrest showing my new design;
FIG. 2 is a front elevational view thereof;
FIG. 3 is a rear elevational view thereof;
FIG. 4 is a left elevational view thereof;
FIG. 5 is a right elevational view thereof;
FIG. 6 is a top plan view thereof; and,
FIG. 7 is bottom plan view thereof.

1 Claim, 3 Drawing Sheets



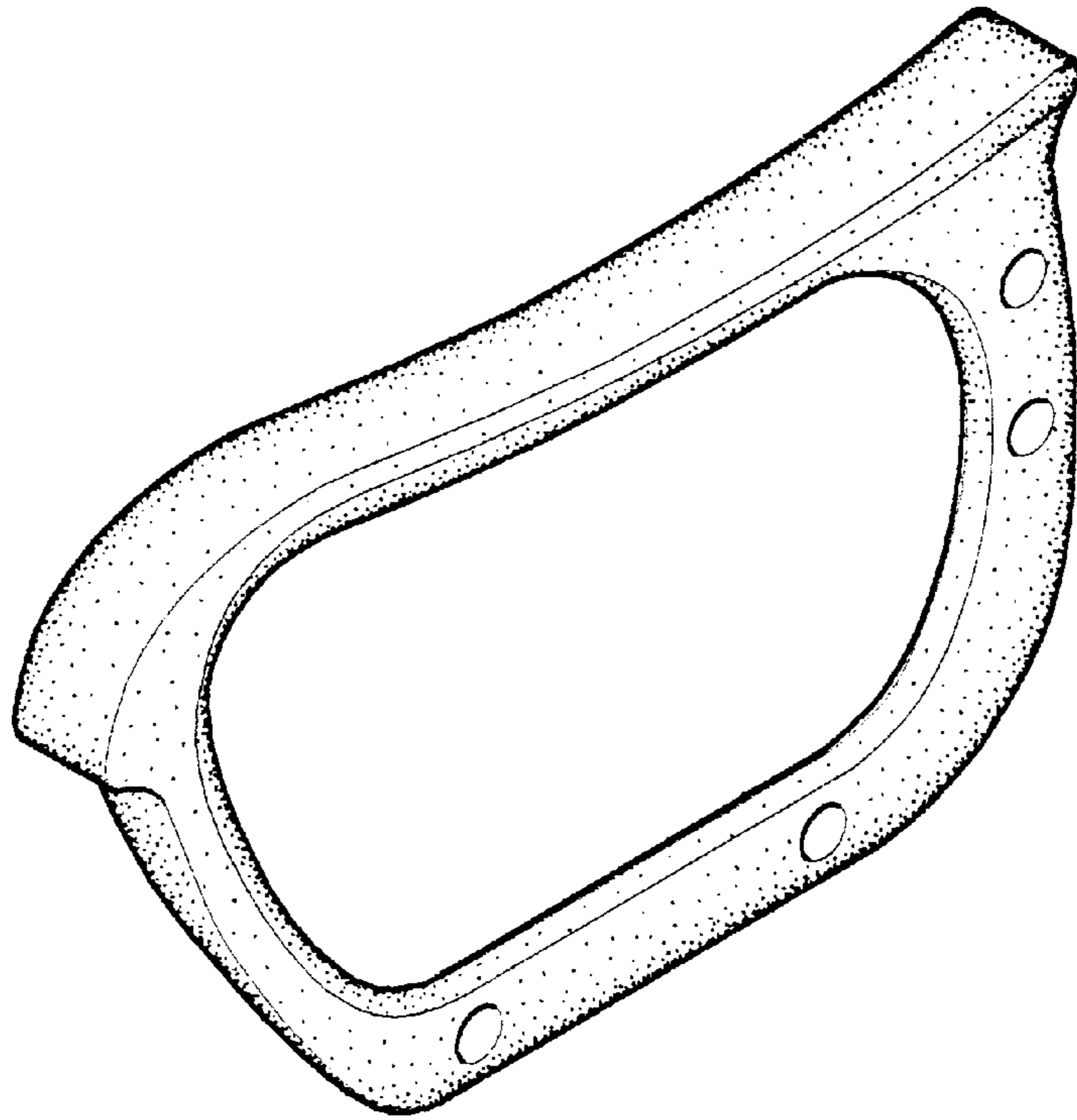


Fig. 1

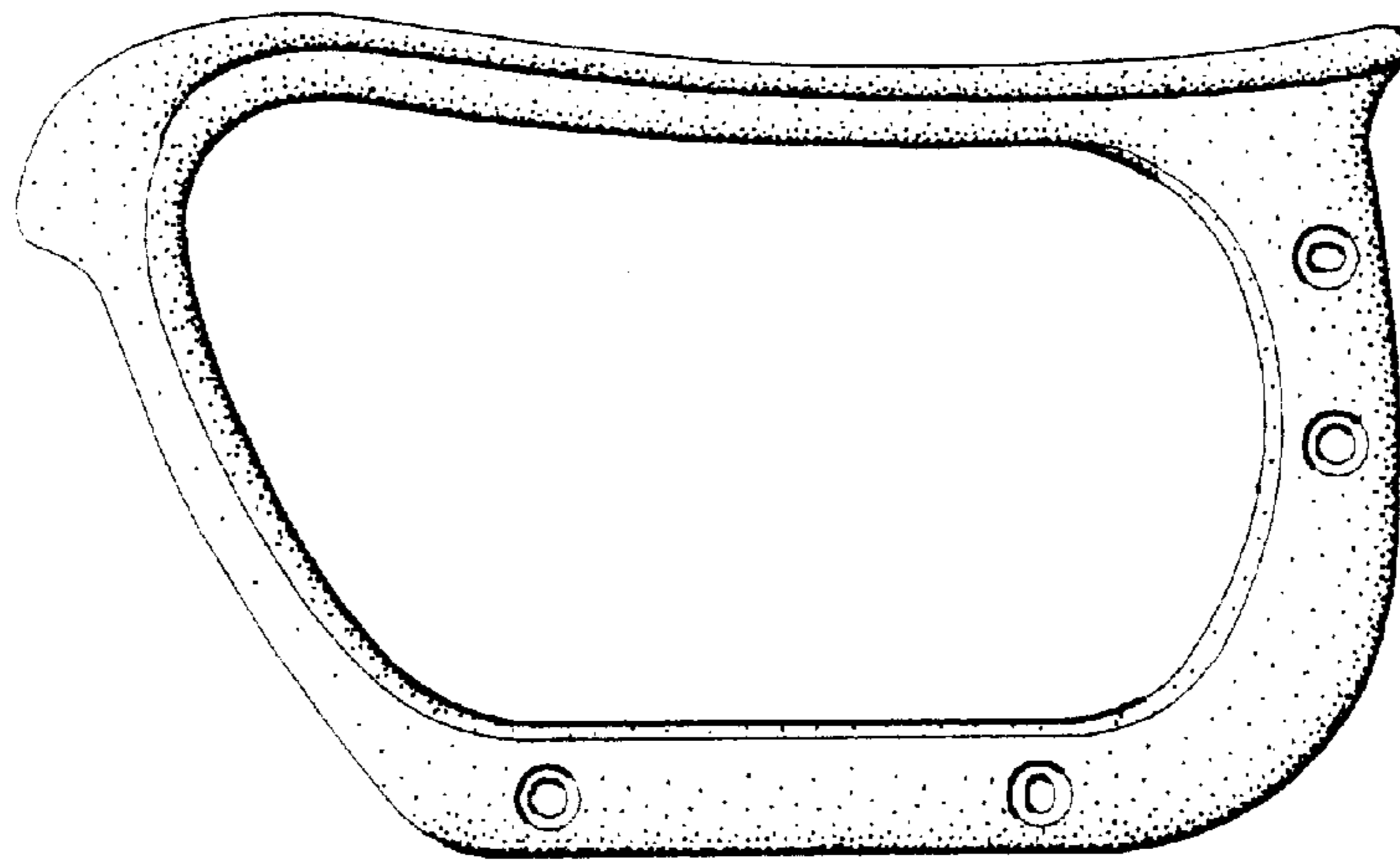


Fig. 2

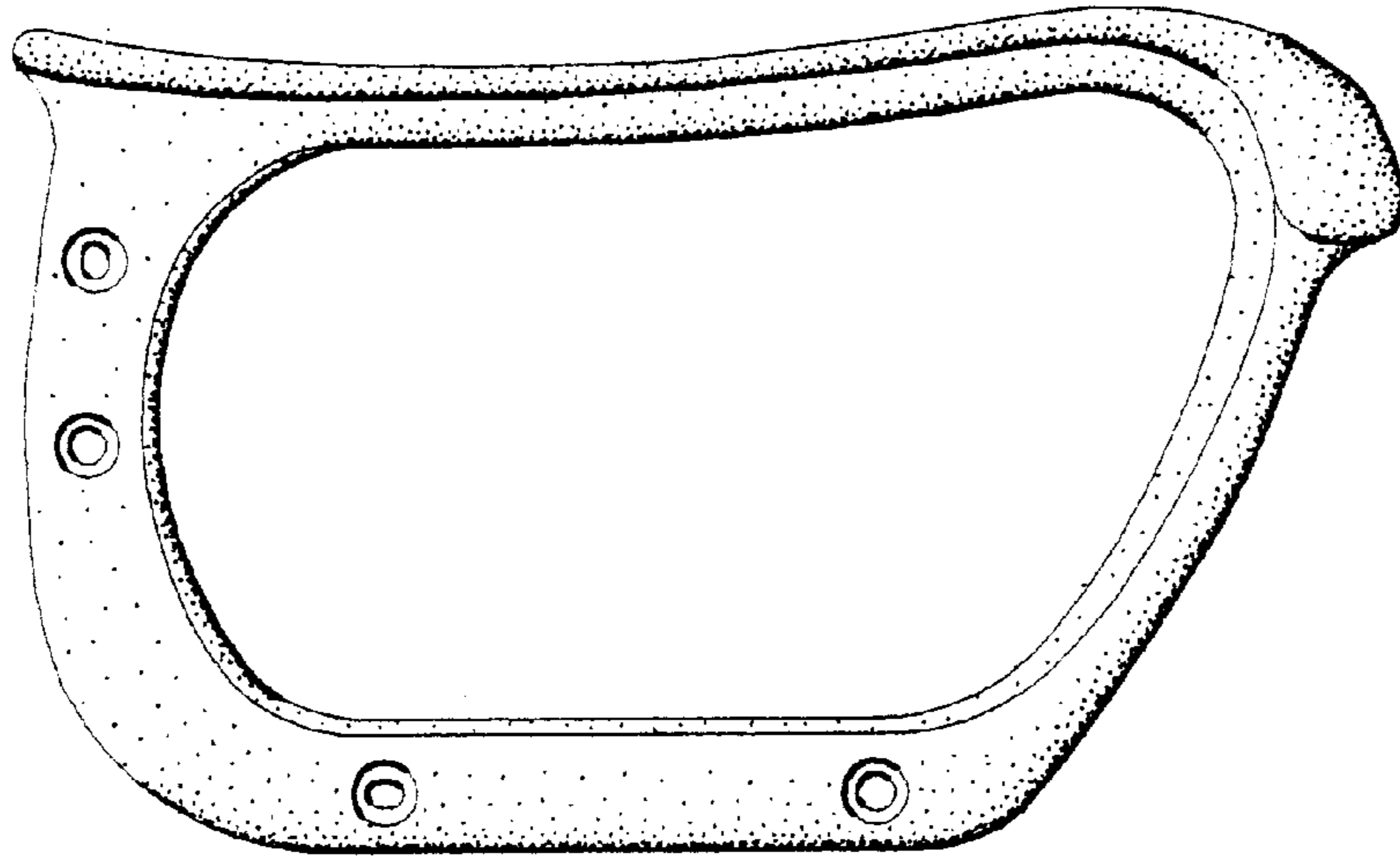


Fig. 3



Fig. 4



Fig. 5



Fig. 6




Fig. 7