



US00D417087S

United States Patent [19] Pellegrom

[11] Patent Number: **Des. 417,087**

[45] Date of Patent: **** Nov. 30, 1999**

[54] **STOOL**

2,815,064 12/1957 Witzel 297/311 X
4,549,765 10/1985 Hoch 297/311

[76] Inventor: **Randy Pellegrom**, 13667 Hofma Ct.,
Grand Haven, Mich. 49417

OTHER PUBLICATIONS

Sweet's Catalogs, vol. 2, #02870/KIR P.3, Buyline 3165,
Plow Seat Stool, at bottom right, 1993

[**] Term: **14 Years**

Primary Examiner—Gary D. Watson
Attorney, Agent, or Firm—Price, Heneveld, Cooper, DeWitt
& Litton

[21] Appl. No.: **29/098,394**

[22] Filed: **Dec. 29, 1998**

[51] **LOC (6) Cl.** **06-01**

[52] **U.S. Cl.** **D6/360; D6/351**

[58] **Field of Search** D6/334, 335, 349,
D6/350, 351, 354, 355, 356, 360, 367,
375, 379, 500, 501, 502; D15/17, 28; 297/311,
312, 423.21

[57] CLAIM

The ornamental design for a stool, as shown and described.

[56] References Cited

U.S. PATENT DOCUMENTS

D. 34,004	1/1901	Dennis	D6/354
D. 121,826	8/1940	Wray	D6/350
D. 184,360	2/1959	Leja	D6/356
D. 213,870	4/1969	Hamilton, II et al.	D6/367 X
D. 248,810	8/1978	Day	D6/375
D. 258,853	4/1981	Zola	D6/379
D. 392,128	3/1998	Infanti	D6/360 X
2,558,928	7/1951	Bryan	297/311

DESCRIPTION

FIG. 1 is a perspective view of a stool showing the new design;

FIG. 2 is a front elevational view of FIG. 1;

FIG. 3 is a left side elevational view of FIG. 1, the right side elevation is a mirror image of the left side elevation;


FIG. 4 is a back elevational view of FIG. 1;

FIG. 5 is a top plan view of FIG. 1; and,

FIG. 6 is a bottom view of FIG. 1.

The broken lines shown are for illustrative purposes only and form no part of the claimed design.

1 Claim, 3 Drawing Sheets






Fig. 1

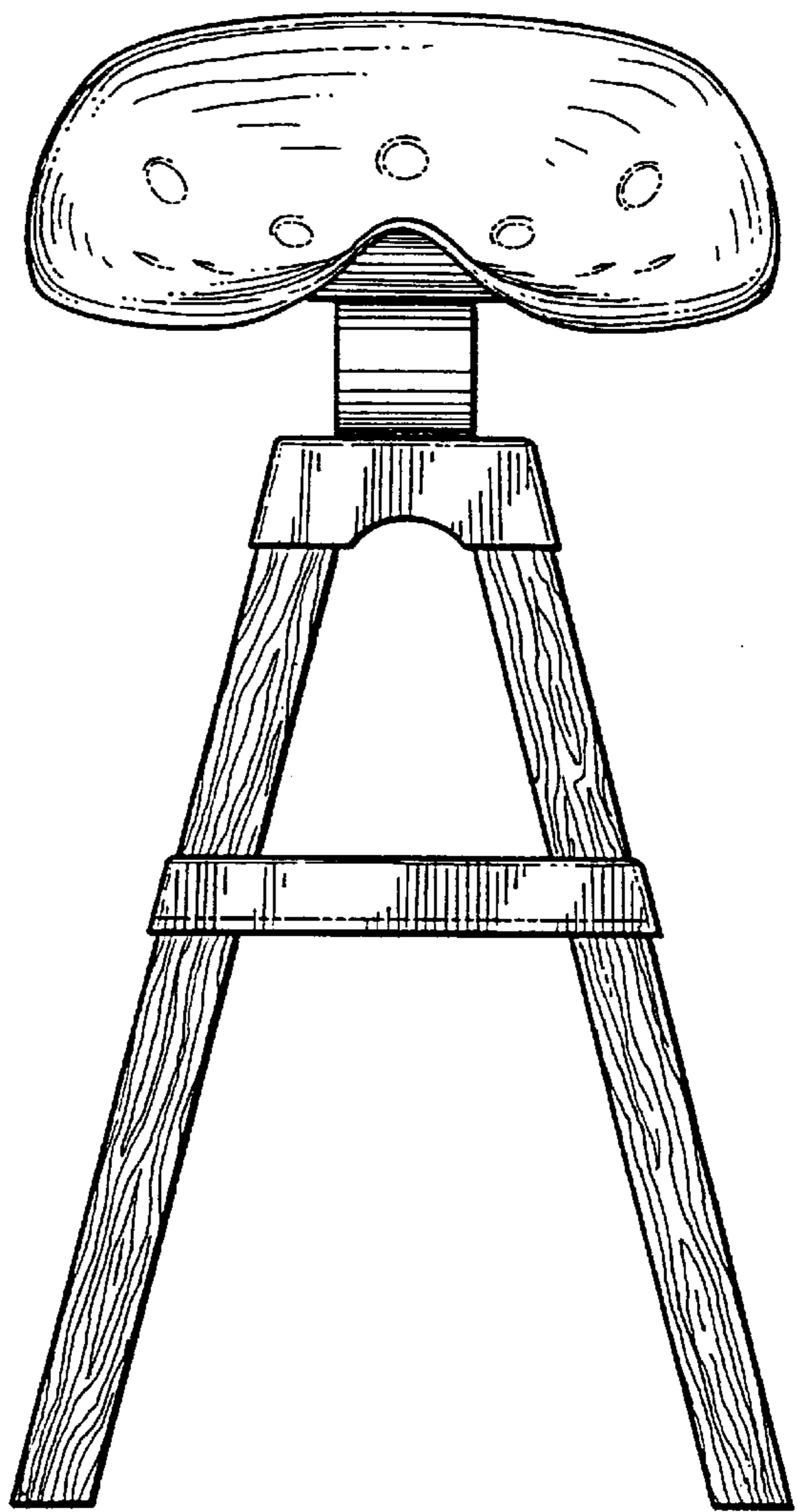


Fig. 2




Fig. 3




Fig. 4

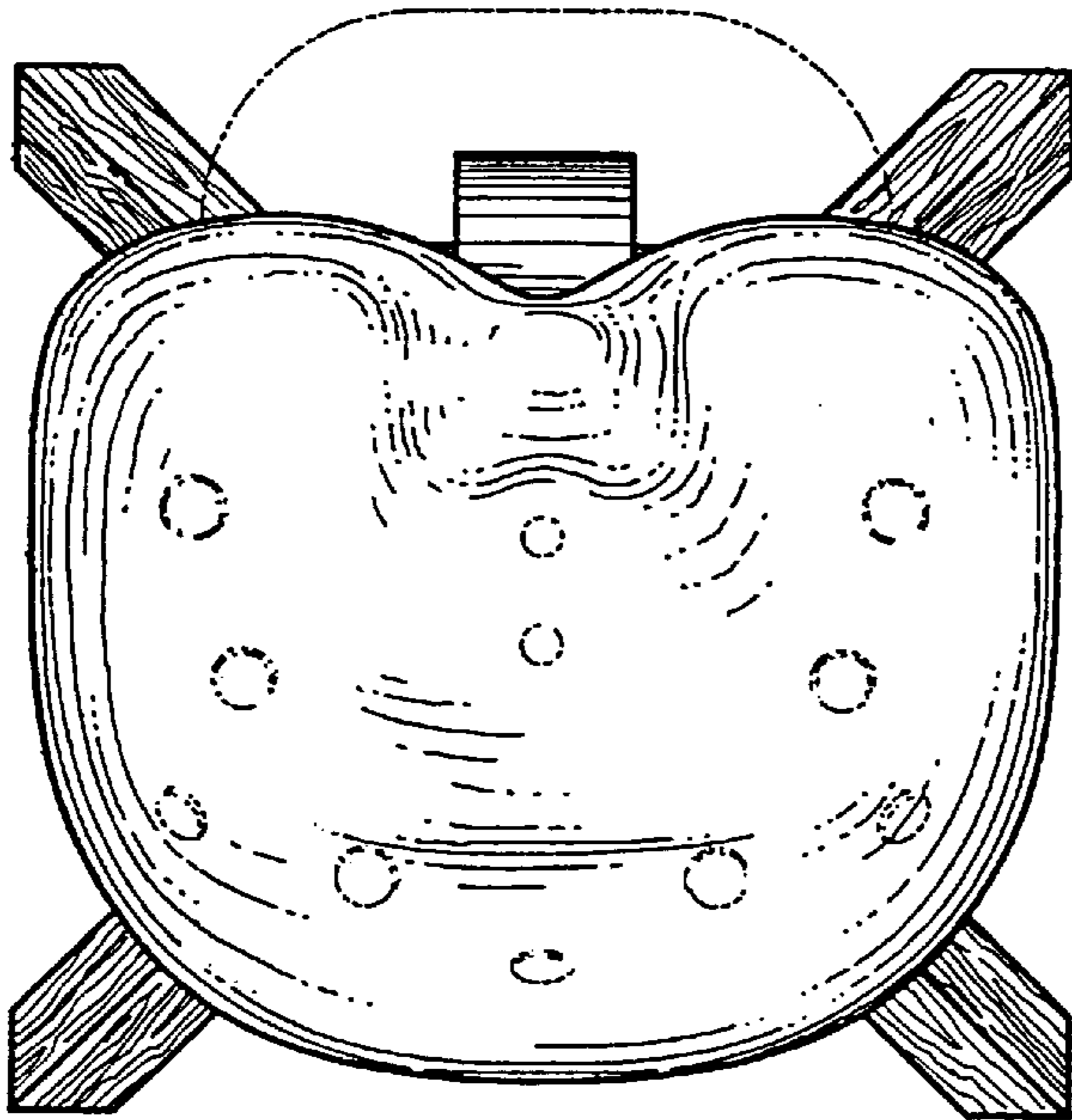


Fig. 5

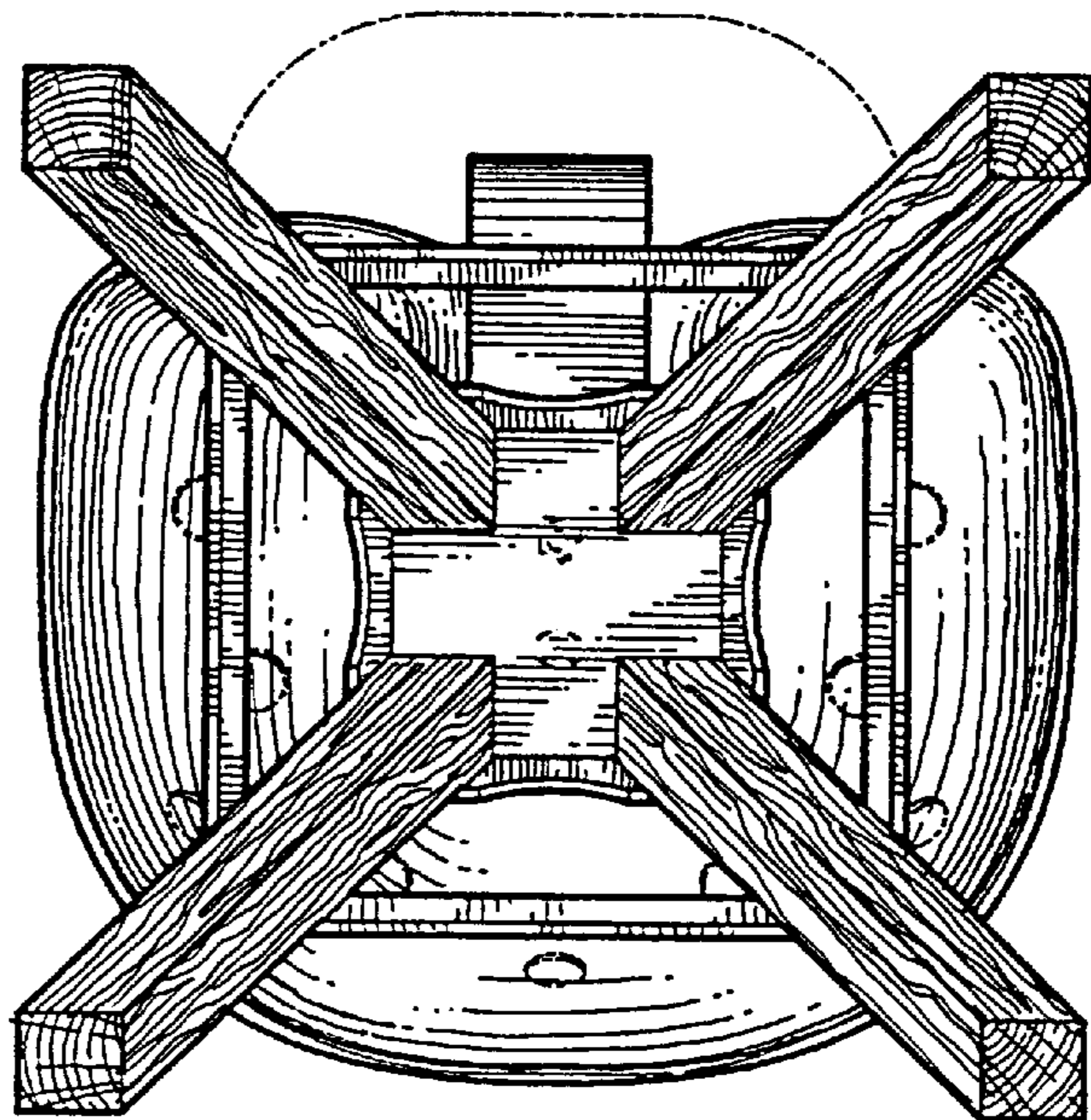


Fig. 6