



US00D417082S

United States Patent [19]

Classen et al.

[11] Patent Number: **Des. 417,082**

[45] Date of Patent: **** Nov. 30, 1999**

[54] **COMBINED TOOTH BRUSH AND WATER JET**

[75] Inventors: **Bernd Classen**, Solingen; **Michael Hardt**, Saarbrücken, both of Germany

[73] Assignee: **Robert Krups GmbH & Co. KG**, Solingen, Germany

[**] Term: **14 Years**

[21] Appl. No.: **29/091,198**

[22] Filed: **Jul. 23, 1998**

[30] Foreign Application Priority Data

Jan. 23, 1998 [FR] France 98 0445

[51] **LOC (6) Cl.** **04-02**

[52] **U.S. Cl.** **D4/108**; D24/111

[58] **Field of Search** D4/101, 104, 108, D4/199; D24/111, 146, 176; 15/22.1; 132/308, 311; 433/80-82, 84, 85, 88, 89, 141, 142; 601/142, 162, 163

[56] References Cited

U.S. PATENT DOCUMENTS

D. 318,918 8/1991 Hartwein D24/111

D. 371,242	7/1996	Shimatsu et al.	D4/108
D. 373,631	9/1996	Maeda et al.	D24/111
D. 388,612	1/1998	Stutzer et al.	D4/101
5,142,723	9/1992	Lustig et al.	15/22.1
5,697,784	12/1997	Hafele et al.	433/85

Primary Examiner—Alan P. Douglas
Assistant Examiner—Lavone D. Tabor
Attorney, Agent, or Firm—Darby & Darby

[57] CLAIM

The ornamental design for a combined tooth brush and water jet, as shown.

DESCRIPTION

FIG. 1 is a top, front and left side perspective view of my new design for a combined tooth brush and water jet;
FIG. 2 is a front elevation view thereof;
FIG. 3 is a right side elevation view thereof;
FIG. 4 is a rear elevation view thereof;
FIG. 5 is a left side elevation view thereof;
FIG. 6 is a bottom plan view thereof; and,
FIG. 7 is a top plan view thereof.

1 Claim, 7 Drawing Sheets




FIG. 1

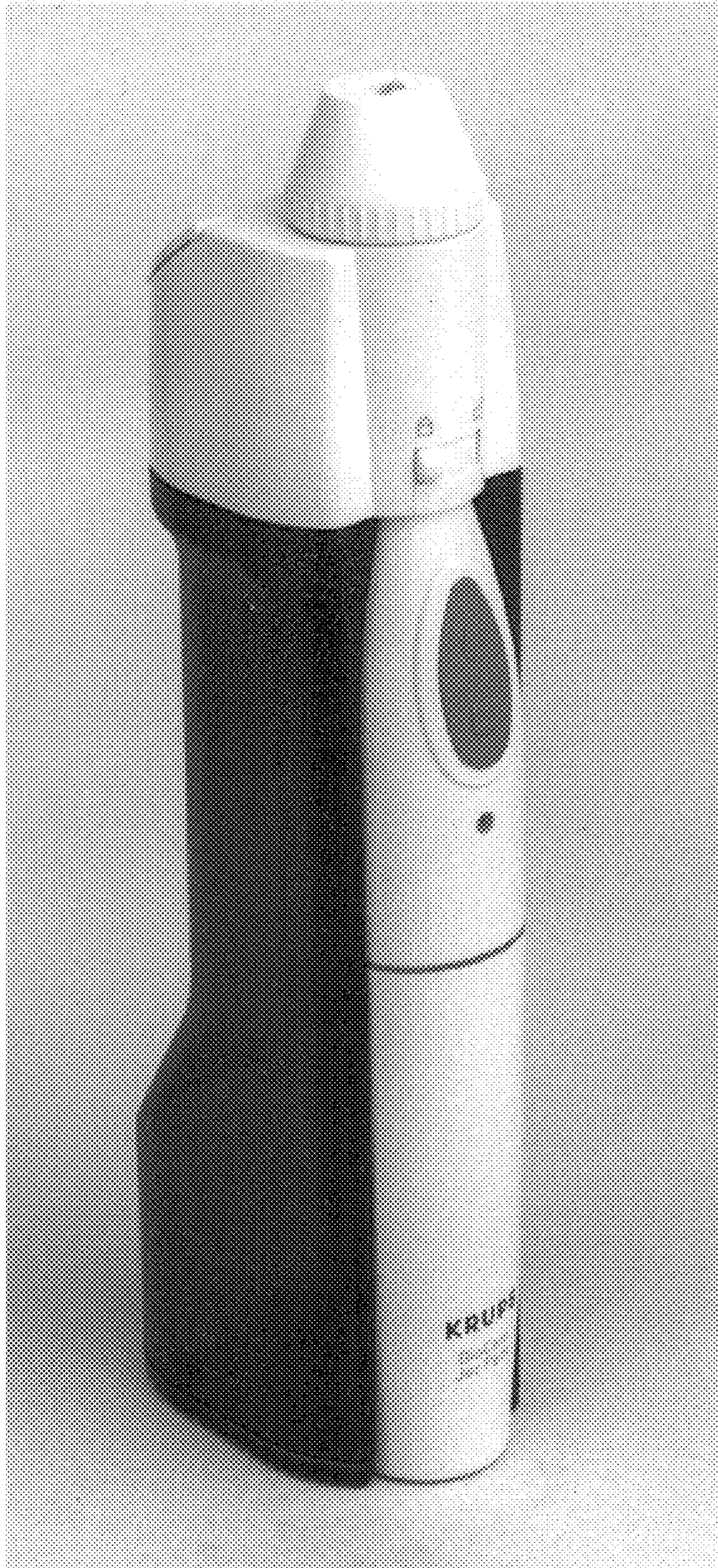


FIG. 2

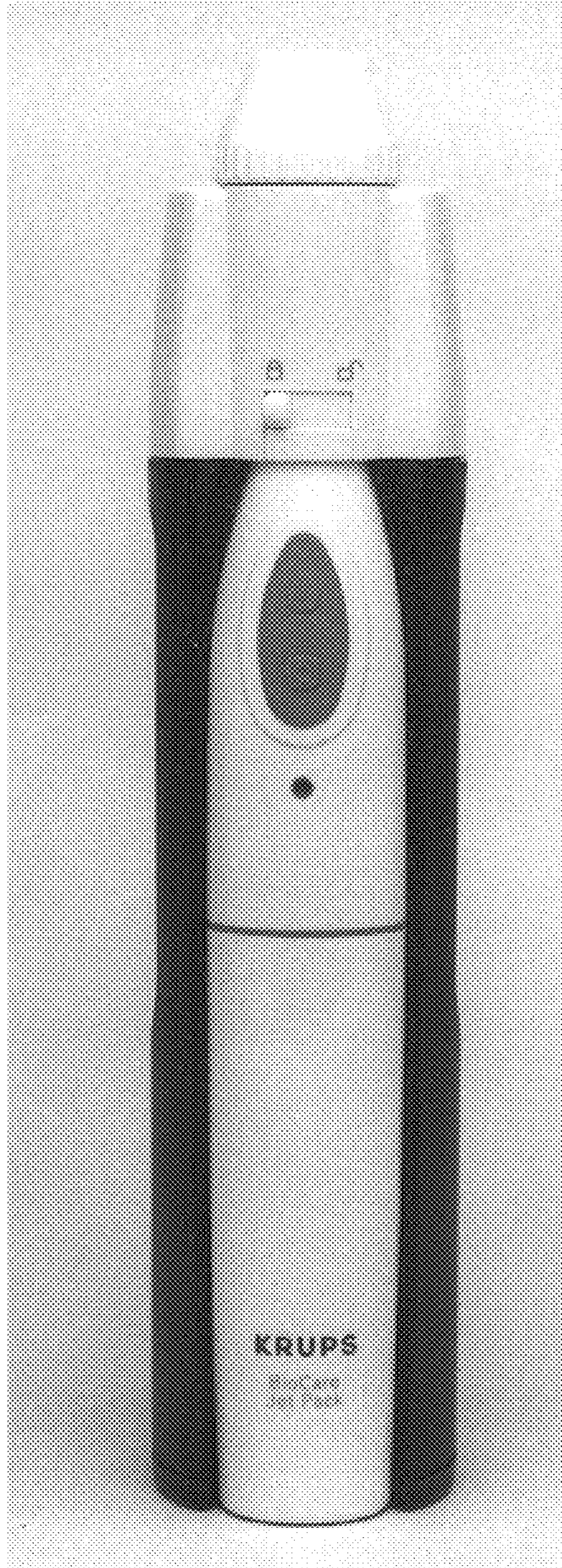


FIG. 3



FIG. 4




FIG. 5

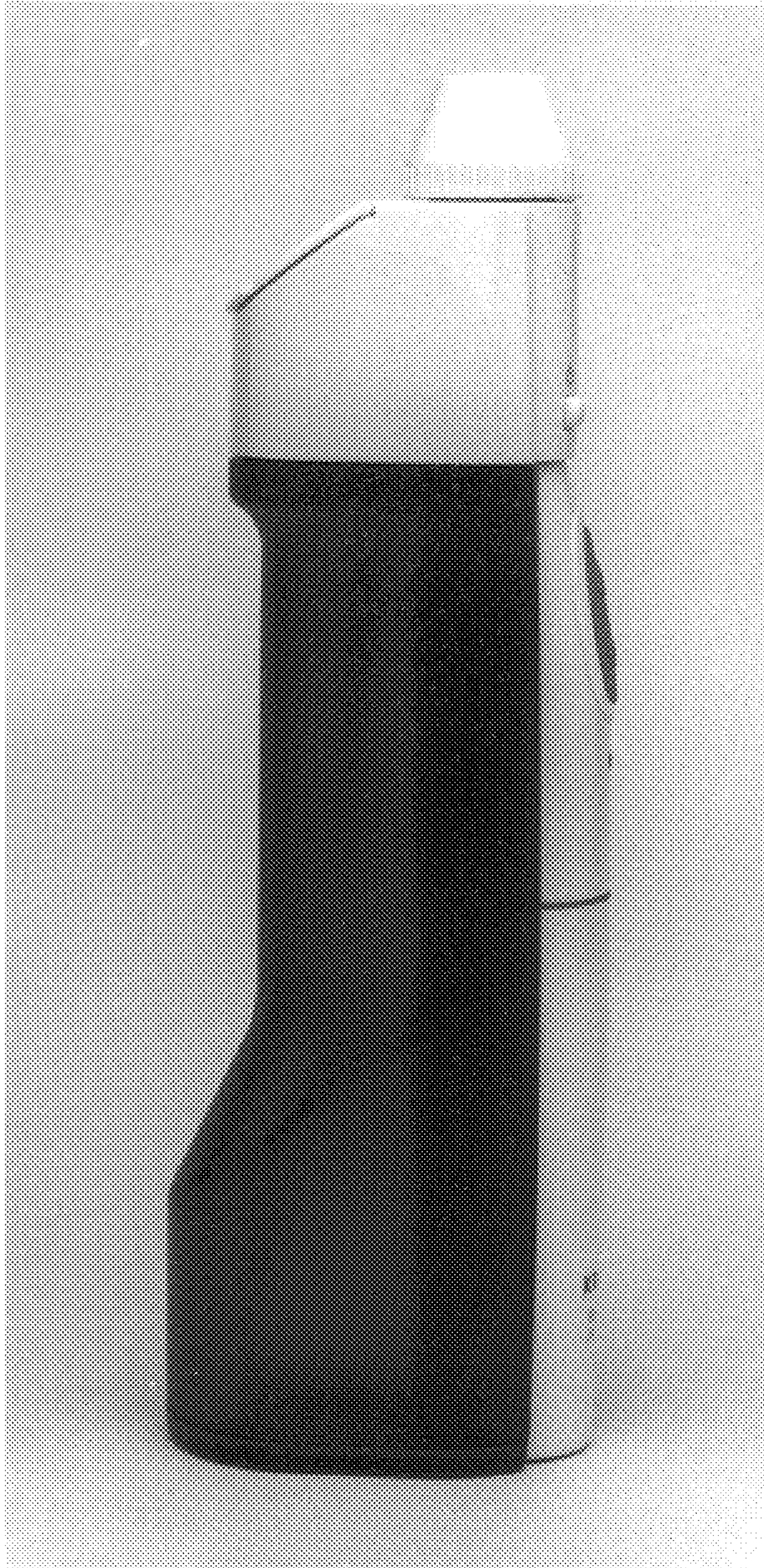


FIG. 6



FIG. 7

