



US00D417073S

# United States Patent [19]

[11] **Patent Number: Des. 417,073**

**Diener et al.**

[45] **Date of Patent: \*\* Nov. 30, 1999**

[54] **TOOL HOLSTER**

*Attorney, Agent, or Firm*—Andrew L. Klawitter, Esq.;  
Rodman & Rodman

[75] Inventors: **Lawrence R. Diener**, Fenton, Mo.;  
**Dawn M. France**, Marine, Ill.;  
**Timothy K. Dolan**, Florissant, Mo.

[57] **CLAIM**

[73] Assignee: **Bayer Corporation**, Tarrytown, N.Y.

The ornamental design for tool holster, as shown and described.

[\*\*] Term: **14 Years**

**DESCRIPTION**

[21] Appl. No.: **29/083,074**

FIG. 1 is a top perspective view of our tool holster;

[22] Filed: **Feb. 4, 1998**

FIG. 2 is a front elevational view thereof;

[51] **LOC (6) Cl.** ..... **03-01**

FIG. 3 is a rear elevational view thereof;

[52] **U.S. Cl.** ..... **D3/228**

FIG. 4 is a left side elevational view thereof;

[58] **Field of Search** ..... D3/228, 220, 215,  
D3/219, 224, 226; 224/904, 236, 232, 240,  
245, 235, 248, 673

FIG. 5 is a right side elevational view thereof;

FIG. 6 is a top plan view thereof;

[56] **References Cited**

FIG. 7 is a bottom plan view thereof;

**U.S. PATENT DOCUMENTS**

FIG. 8 is a top perspective view of a similar tool holster;

D. 115,248	6/1939	Cook	.....	D3/220
D. 250,824	1/1979	Bowers	.....	D3/220
D. 296,498	7/1988	Collins et al.	.....	D3/220
D. 366,144	1/1996	Alves	.....	D3/228
5,810,232	9/1998	Meurer et al.	.....	224/673 X

FIG. 9 is a front elevational view of FIG. 8;

FIG. 10 is a rear elevational view of FIG. 8;

FIG. 11 is left side elevational view of FIG. 8;

**OTHER PUBLICATIONS**

Klein Tools, Inc. General Catalog 120, Plier Holders, p. 53,  
1976.

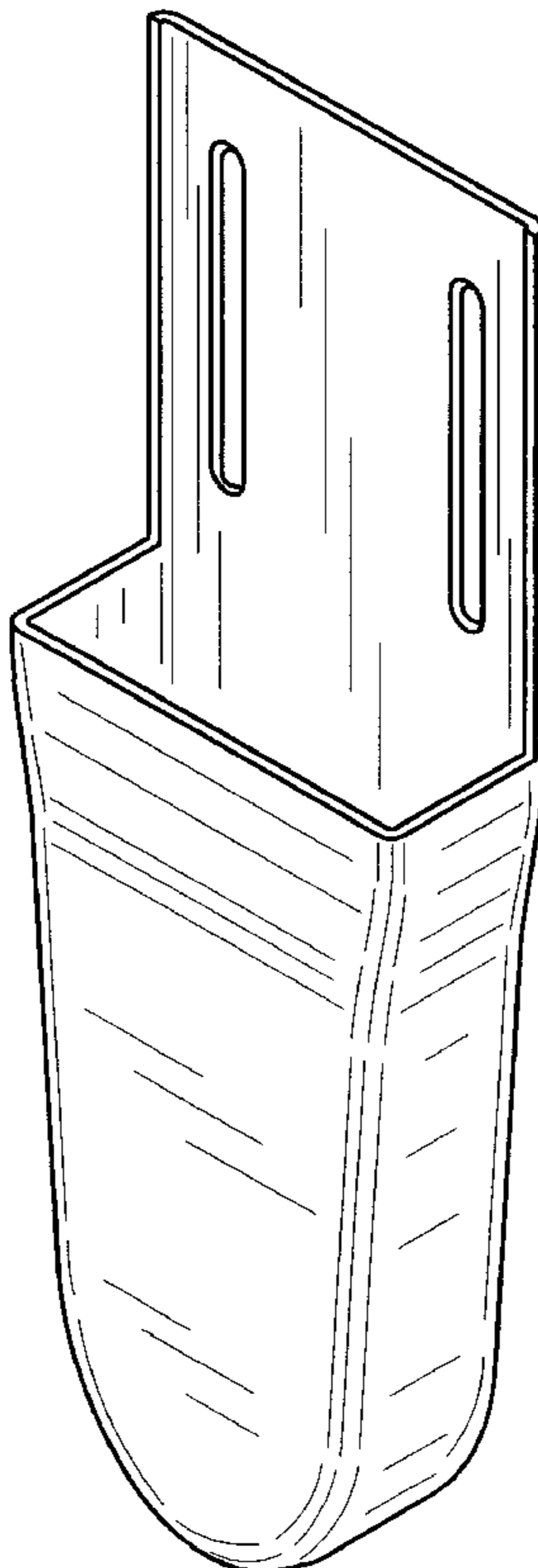
FIG. 12 is a right side elevational view of FIG. 8;

FIG. 13 is a top plan view of FIG. 8; and,

FIG. 14 is a bottom plan view of FIG. 8.

*Primary Examiner*—Louis S. Zarfes  
*Assistant Examiner*—Catherine R. Oliver

**1 Claim, 4 Drawing Sheets**






FIG. 1




FIG. 2




FIG. 3




FIG. 4




FIG. 5




FIG. 6

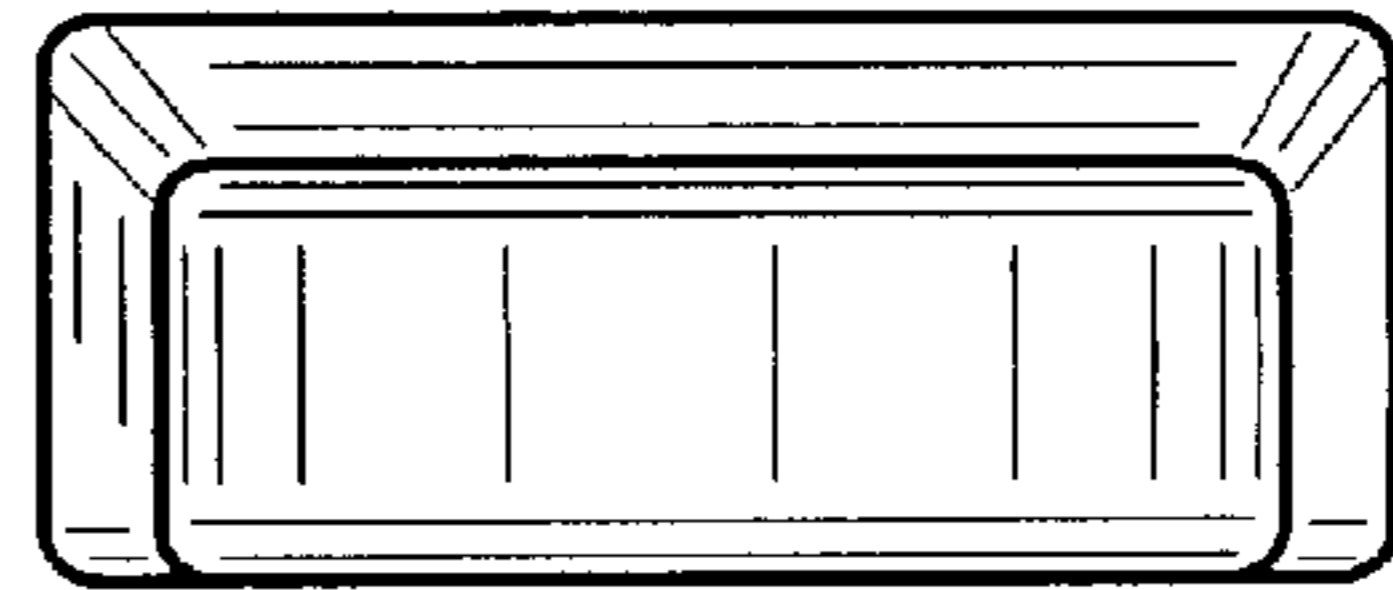


FIG. 7




FIG. 8




FIG. 9

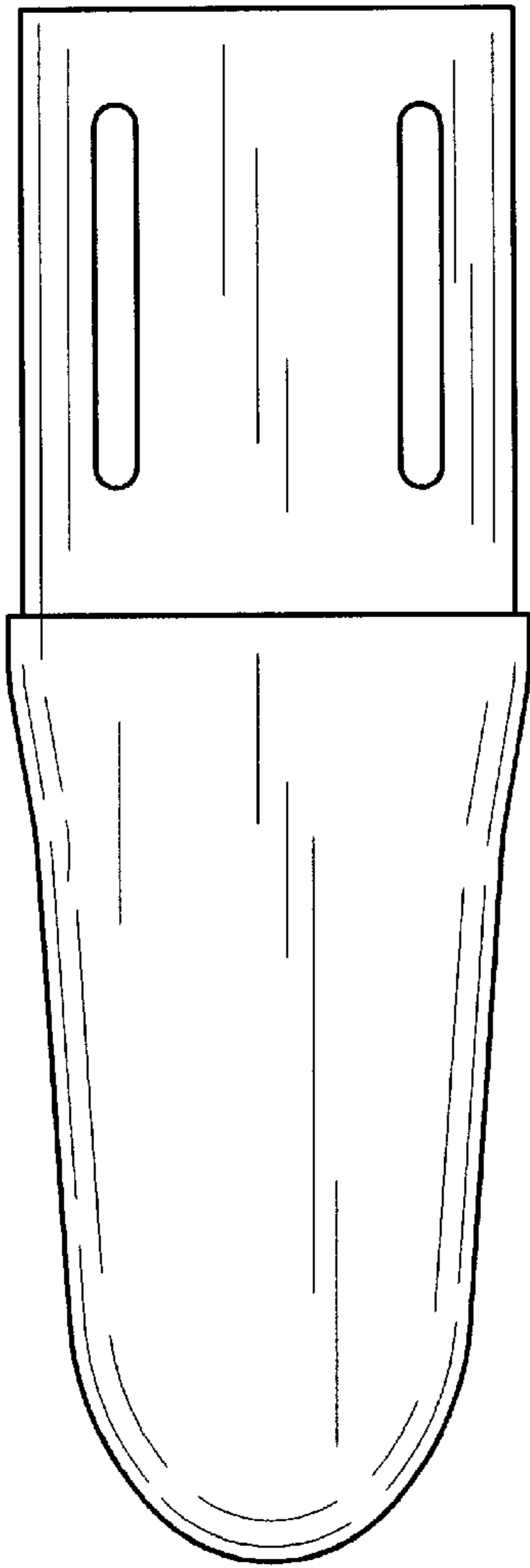


FIG. 10




FIG. 11

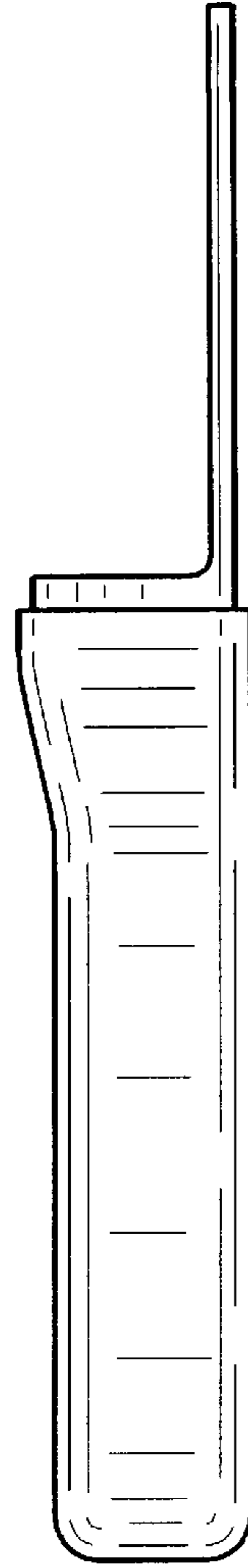


FIG. 12




FIG. 13

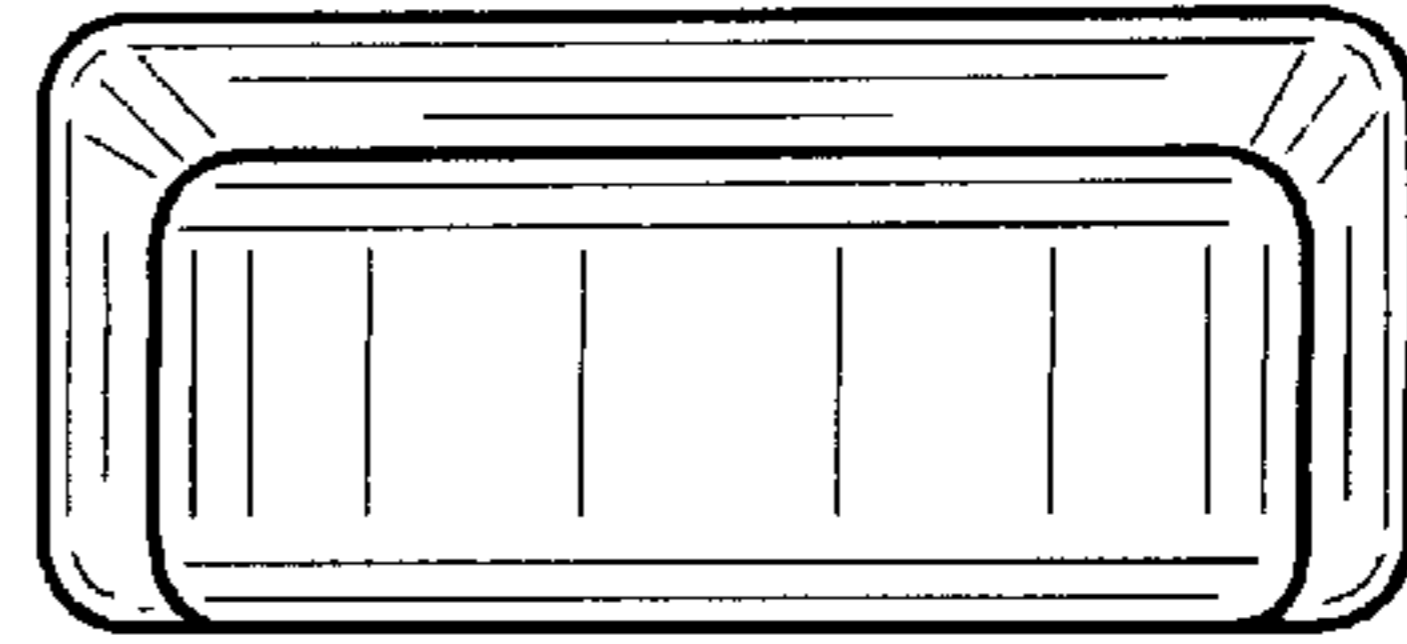


FIG. 14