



US00D417056S

**United States Patent** [19]  
**Marquardt**

[11] **Patent Number: Des. 417,056**

[45] **Date of Patent: \*\* Nov. 23, 1999**

[54] **COMBINATION RAIL AND CRAB**

[75] Inventor: **Harald Marquardt**, Stuttgart, Germany

[73] Assignee: **MHZ Hachtel GmbH & Co. KG**,  
Leinfelden-Echterdingen, Germany

[\*\*] Term: **14 Years**

[21] Appl. No.: **29/072,606**

[22] Filed: **Jun. 20, 1997**

[30] **Foreign Application Priority Data**

Dec. 20, 1996 [DE] Germany ..... M 96 10 971

[51] **LOC (6) Cl.** ..... **12-05**

[52] **U.S. Cl.** ..... **D34/29; D25/119**

[58] **Field of Search** ..... D34/28, 29, 35;  
D25/119-121, 124, 125; 198/851, 837,  
838

[56] **References Cited**

**U.S. PATENT DOCUMENTS**

D. 238,510 1/1976 Tabler ..... D34/29

- D. 309,817 8/1990 Burkett ..... D34/29
- D. 311,583 10/1990 Shell ..... D25/119
- D. 313,654 1/1991 Shel ..... D25/119
- D. 356,645 3/1995 Boer ..... D25/119
- D. 363,132 10/1995 Simon ..... D25/119
- D. 370,759 6/1996 Kubsik et al. .... D34/29

*Primary Examiner*—Robin V. Taylor  
*Attorney, Agent, or Firm*—Michael J. Striker

[57] **CLAIM**

The ornamental design for combination rail and crab, as shown and described.

**DESCRIPTION**

FIG. 1 is a front view of a combination rail and crab showing my new design;

FIG. 2 is a top view thereof;


FIG. 3 is a bottom view thereof;


FIG. 4 is a right side view thereof; and,

FIG. 5 is a left side view thereof.

Any undisclosed surface area in any figure is without ornamentation.


**1 Claim, 2 Drawing Sheets**






*FIG. 2*

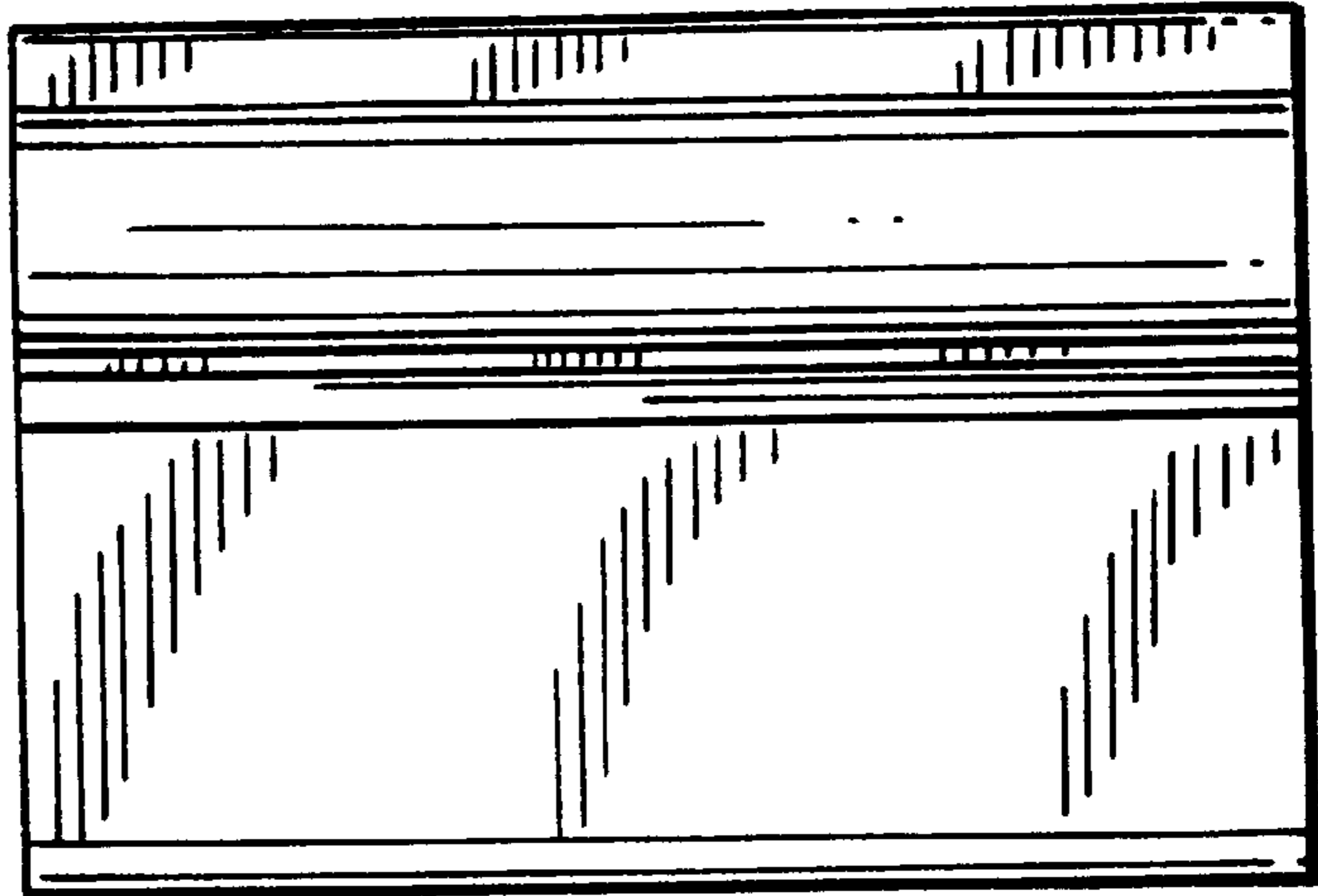
*FIG. 1*



*FIG. 3*



*FIG. 4*



*FIG. 5*

