



US00D417043S

# United States Patent [19] Byrne

[11] Patent Number: **Des. 417,043**

[45] Date of Patent: **\*\* Nov. 23, 1999**

[54] **PET TRAINING MAT**

5,667,873 9/1997 Beckenbach ..... D6/582

[75] Inventor: **Charles Byrne**, Mammoth Lakes, Calif.

### OTHER PUBLICATIONS

[73] Assignee: **CB Worldwide, Inc.**, Mammoth Lakes, Calif.

R.C. Steele—Wholesale Pet and Animal Supplies, Non-Skid Pet-Dormat, p. 15, Jan. 4, 1997.

[\*\*] Term: **14 Years**

R.C. Steele, Dri-Dek Rolls and Sheets (Dri-Dek Tiles), p. 24, Jan. 4, 1997.

[21] Appl. No.: **29/093,967**

*Primary Examiner*—Louis S. Zarfes

[22] Filed: **Sep. 21, 1998**

*Assistant Examiner*—Catherine R. Oliver

[51] **LOC (6) Cl.** ..... **30-99**

*Attorney, Agent, or Firm*—Kelly Bauersfeld Lowry & Kelley, LLP.

[52] **U.S. Cl.** ..... **D30/199**

[58] **Field of Search** ..... D30/118, 120, D30/119; D6/582, 585; D25/116; 15/215, 238; 119/526, 527, 528, 529, 471, 480, 712

### [57] CLAIM

The ornamental design for a pet training mat, as shown and described.

### [56] References Cited

#### U.S. PATENT DOCUMENTS

D. 318,148	7/1991	Peltier	.....	D30/120
D. 332,673	1/1993	Kovatch	.....	D30/120
D. 343,260	1/1994	Kovatch	.....	D30/120
D. 383,253	9/1997	Semenuk	.....	D30/120
D. 407,255	3/1999	Librett	.....	D6/582
3,726,255	4/1973	Marr	.....	119/480
5,488,981	2/1996	Burkhart	.....	150/166

### DESCRIPTION

FIG. 1 is a top and side perspective view of a pet training mat embodying my new design;

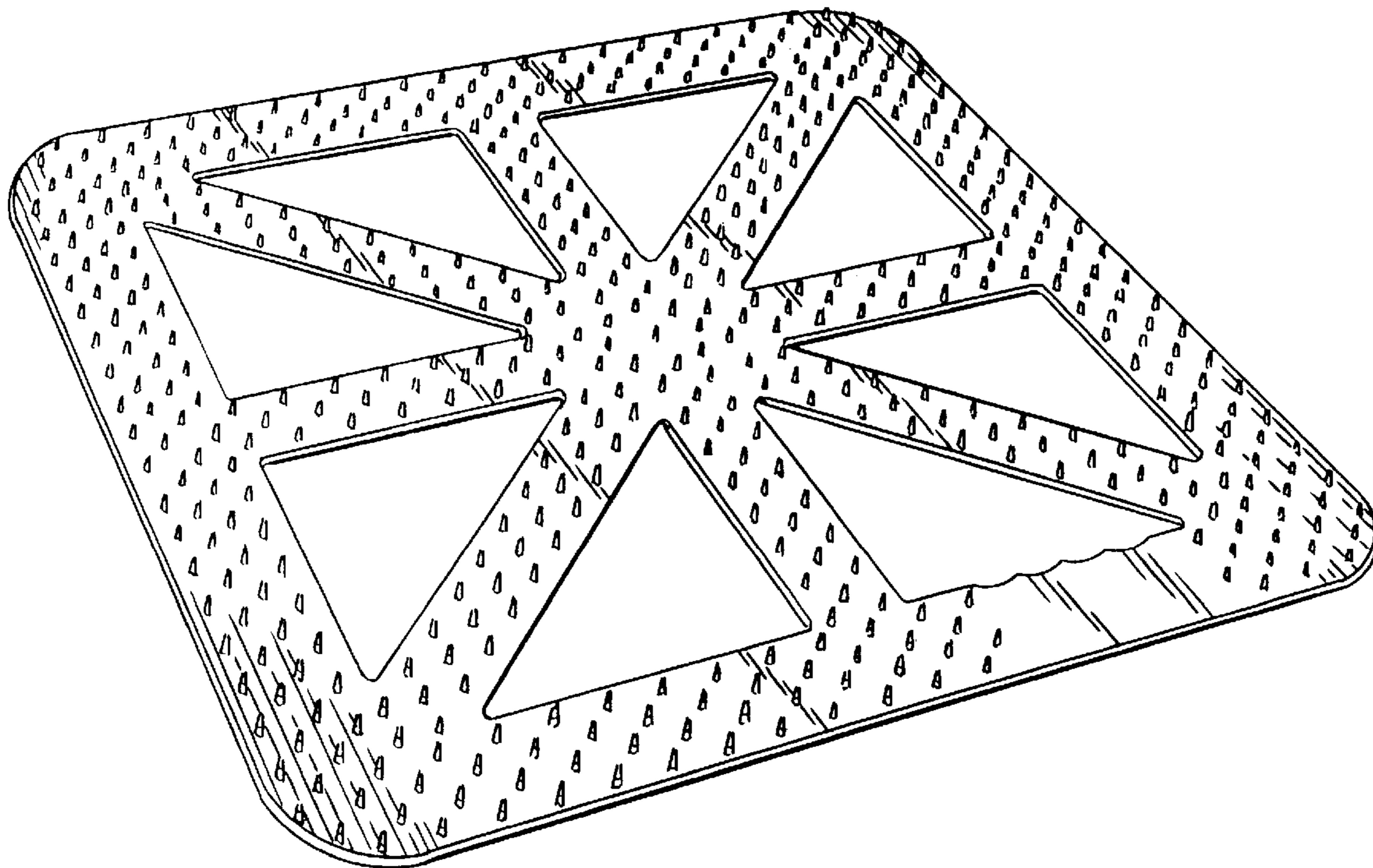
FIG. 2 is a front elevational view thereof, the rear elevational view being a mirror image;

FIG. 3 is a right side elevational view thereof, the left side elevational view being a mirror image;

FIG. 4 is a top plan view; and,

FIG. 5 is a bottom plan view thereof.

**1 Claim, 3 Drawing Sheets**



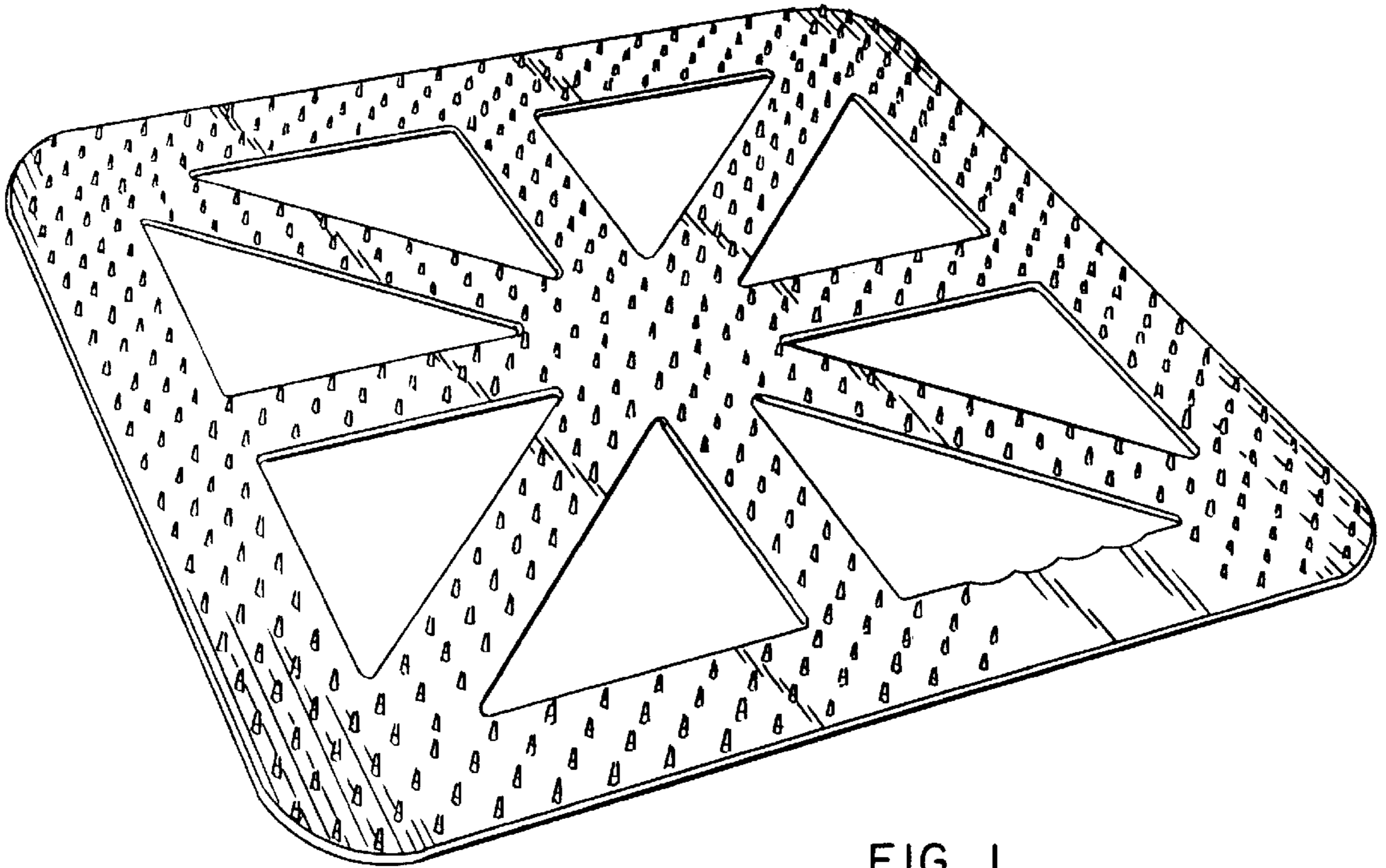


FIG. 1



FIG. 2



FIG. 3

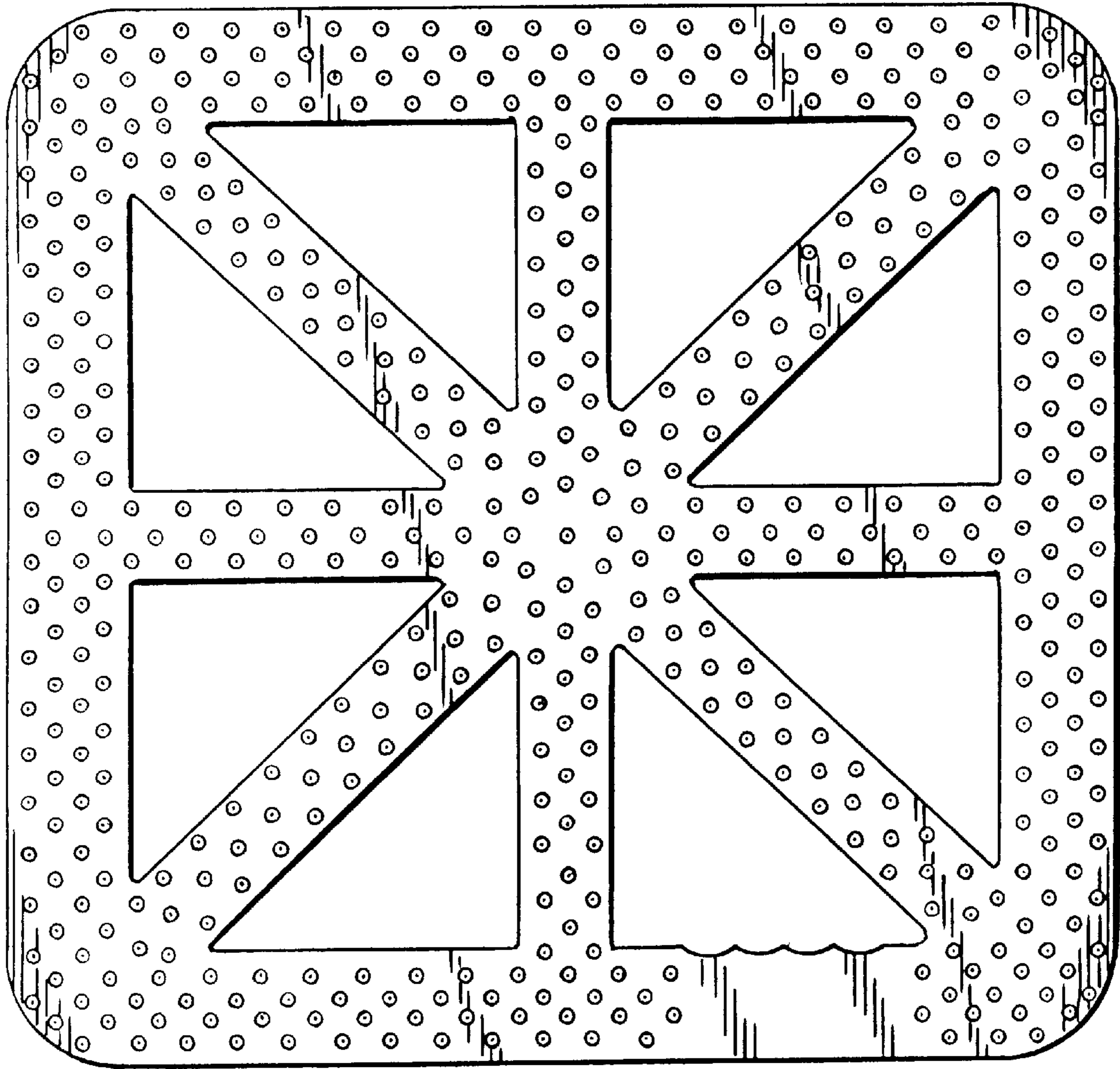


FIG. 4

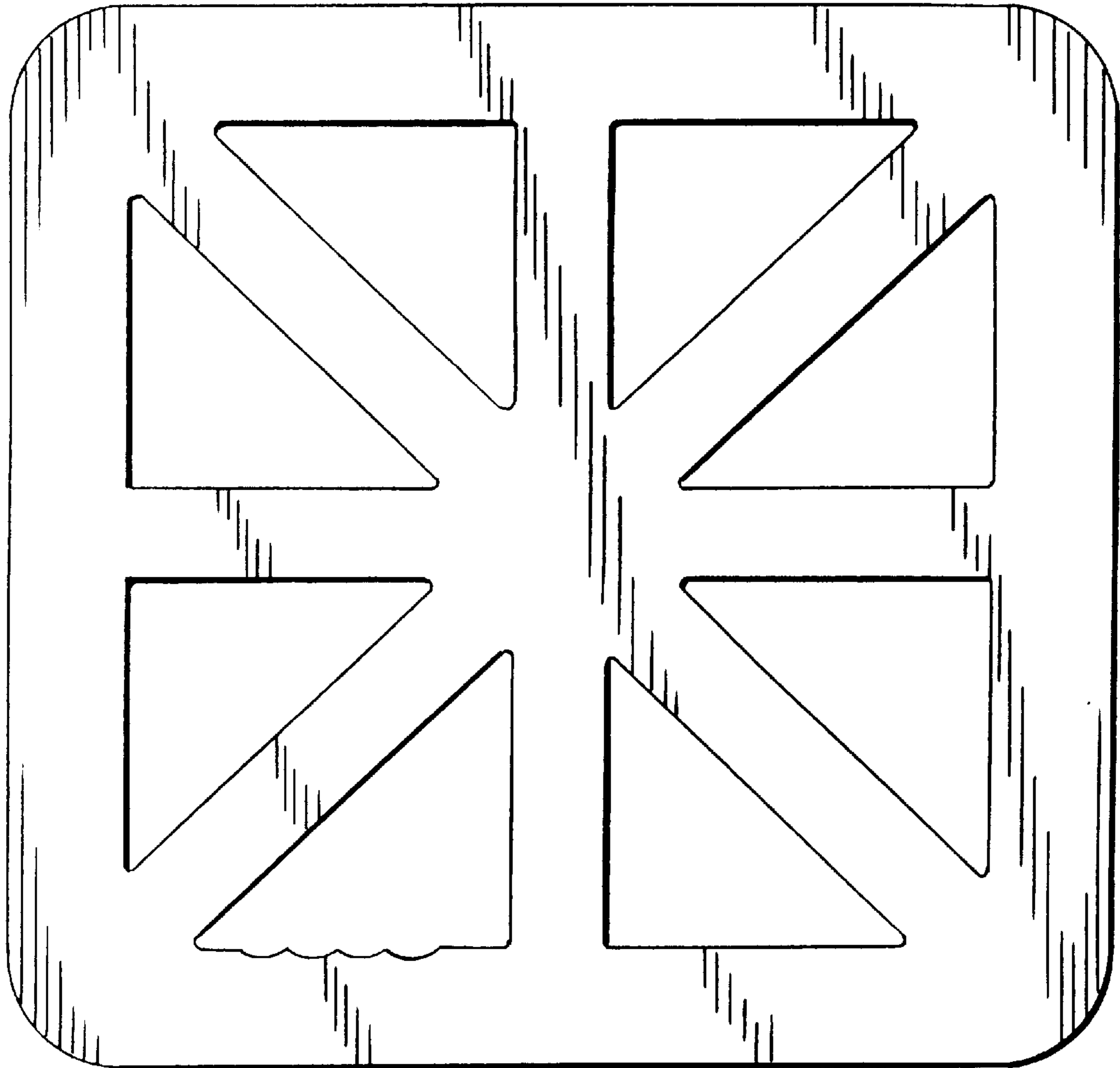


FIG. 5