



US00D417032S

United States Patent [19] Chu

[11] **Patent Number: Des. 417,032**

[45] **Date of Patent: ** Nov. 23, 1999**

[54] **LAMP-ORNAMENT**

D. 405,217 2/1999 Joli D26/145

[75] Inventor: **Chin Huei Chu**, Taipei, Taiwan

OTHER PUBLICATIONS

[73] Assignee: **Chain Lighting Co., Ltd.**, Taipei, Taiwan

Home Lighting and Accessories, p. 209, fan blade decorative panel, Jun. 1995.

[**] Term: **14 Years**

Home Lighting and Accessories, p. 56, decorative panels on ends of wall lamp, Dec. 1996.

[21] Appl. No.: **29/085,793**

Taiwan Lighting, Nov. 1992, p. 325, decorative panel #WT-81.

[22] Filed: **Mar. 30, 1998**

Primary Examiner—Susan J. Lucas

Attorney, Agent, or Firm—Jacobson, Price, Holman & Stern, PLLC

[51] **LOC (6) Cl.** **26-99**

[52] **U.S. Cl.** **D26/152**

[58] **Field of Search** D26/72, 73, 80-92,
D26/142, 143, 144, 149, 152, 155, 156,
377, 378, 379-385, 411; 362/147, 404-408,
432, 806

[57] CLAIM

The ornamental design for a lamp-ornament, as shown and described.

[56] References Cited

DESCRIPTION

U.S. PATENT DOCUMENTS

D. 43,582	2/1913	Schmidt	D26/152
D. 352,128	11/1994	Nicholas	D26/152
D. 372,327	7/1996	Miranda	D26/142
D. 376,198	12/1996	Jaspers-Fayer et al.	D26/377 X
D. 379,221	5/1997	Jaspers-Fayer et al.	D23/377 X
D. 391,012	2/1998	Huang	D26/152
D. 399,023	9/1998	Lee	D26/152

FIG. 1 is a perspective view thereof;
FIG. 2 is a front view thereof;
FIG. 3 is a rear view thereof;
FIG. 4 is a left side view thereof;
FIG. 5 is a right side view thereof;
FIG. 6 is a top view thereof; and,
FIG. 7 is a bottom view thereof.

1 Claim, 4 Drawing Sheets




FIG. 1




FIG. 2




FIG. 3

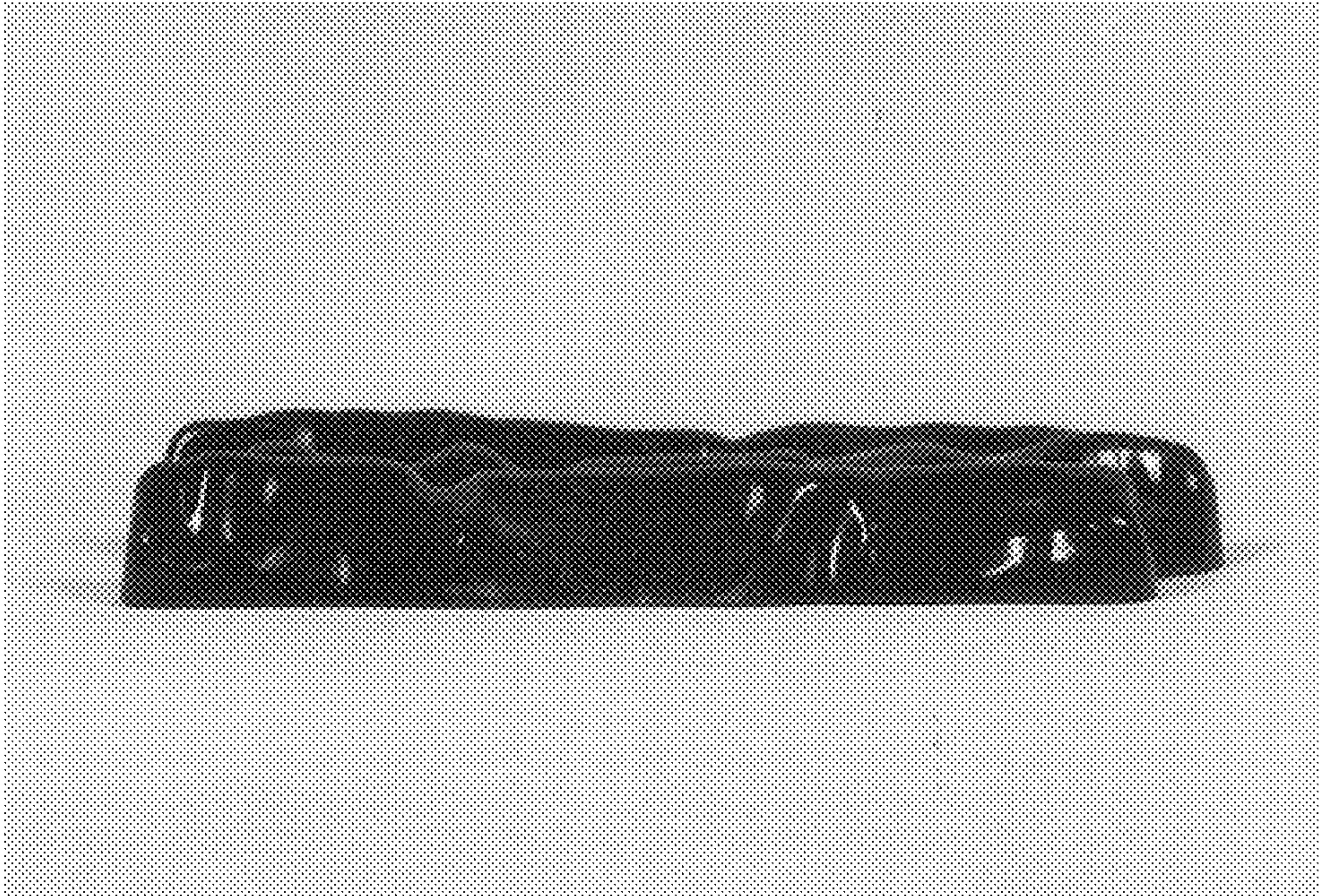


FIG. 4




FIG. 5




FIG. 6




FIG. 7

