



US00D417011S

United States Patent [19]

Woller, Sr. et al.

[11] **Patent Number: Des. 417,011**

[45] **Date of Patent: ** Nov. 23, 1999**

[54] **HUNTING LADDER**

[75] Inventors: **John A. Woller, Sr.; Ronald R. Woller**, both of Decatur, Ala.

[73] Assignee: **Summit Specialties, Inc.**, Decatur, Ala.

[*] Notice: This patent is subject to a terminal disclaimer.

[**] Term: **14 Years**

[21] Appl. No.: **29/094,910**

[22] Filed: **Oct. 13, 1998**

Related U.S. Application Data

[63] Continuation-in-part of application No. 08/758,276, Dec. 3, 1996, which is a continuation of application No. 08/341,061, Nov. 16, 1994, abandoned.

[51] **LOC (6) Cl.** **25-04**

[52] **U.S. Cl.** **D25/64**

[58] **Field of Search** D25/64, 62; 182/21, 182/22, 48, 49, 180, 194, 187, 189, 178, 154

[56] References Cited

U.S. PATENT DOCUMENTS

D. 394,715	5/1998	Pearson	D25/64
591,418	10/1897	Verne (Noyes)	182/189
1,005,032	10/1911	Hennessee	.	

2,810,504	10/1957	Pela	.	
3,302,749	2/1967	Heaphy	182/178
4,411,335	10/1983	Forrester	182/187
4,552,246	11/1985	Thomas	187/116
5,040,635	8/1991	Strickland	187/160

Primary Examiner—Doris Clark
Attorney, Agent, or Firm—Gardner & Groff, P.C.

[57] CLAIM

We claim the ornamental design for a hunting ladder, as shown and described.

DESCRIPTION

FIG. 1 is a perspective illustration of a hunting ladder showing our new design. The broken lines are for illustrative purposes only and form no part of the claimed design.

FIG. 2 is a front elevation view of the hunting ladder of FIG. 1.

FIG. 3 is a left side elevation view of the hunting ladder of FIG. 1.

FIG. 4 is a right side elevation view of the hunting ladder of FIG. 1.

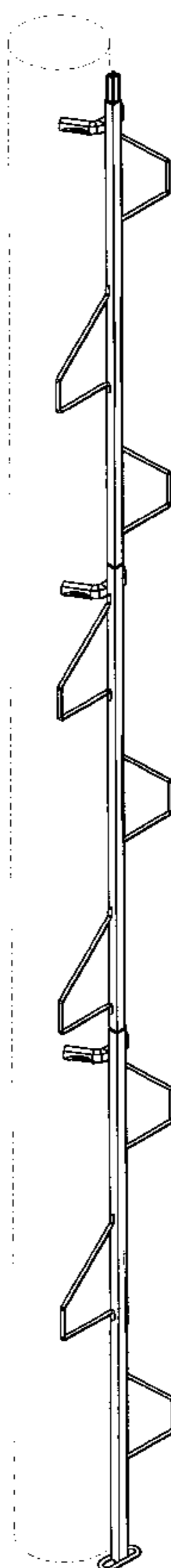
FIG. 5 is a rear elevation view of the hunting ladder of FIG. 1.

FIG. 6 is a top plan view of the hunting ladder of FIG. 1.

FIG. 7 is a bottom plan view of the hunting ladder of FIG. 1; and,

FIG. 8 is a perspective enlarged illustration of a rung portion of the hunting ladder of FIG. 1.

1 Claim, 2 Drawing Sheets



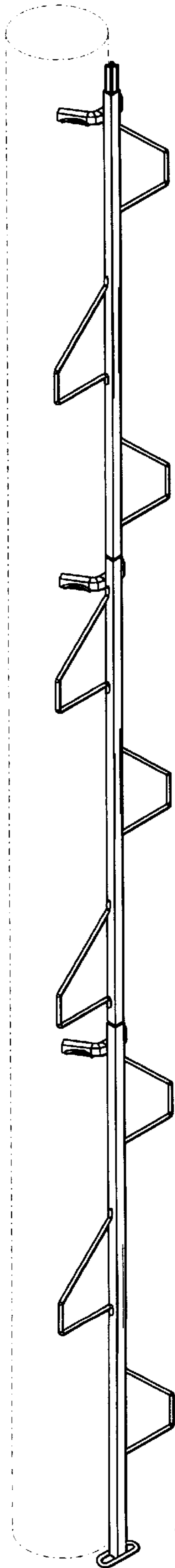


FIG. 1

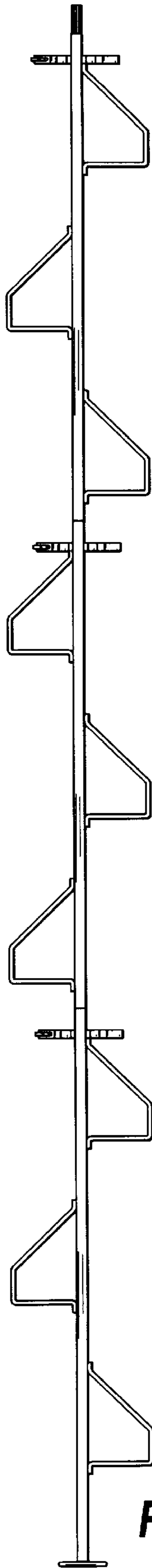


FIG. 2

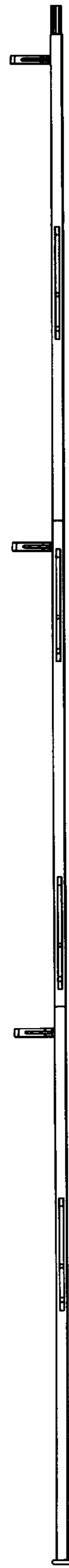


FIG. 3

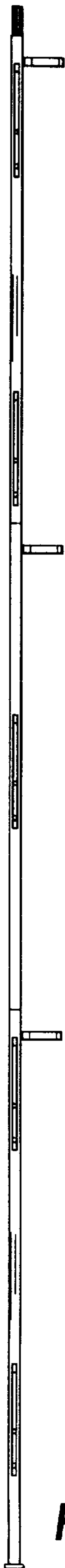


FIG. 4

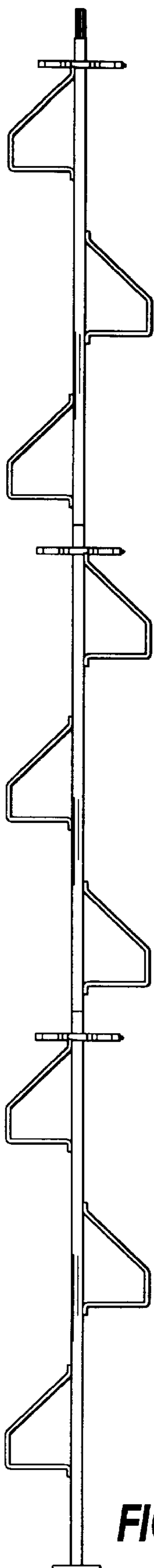


FIG. 5

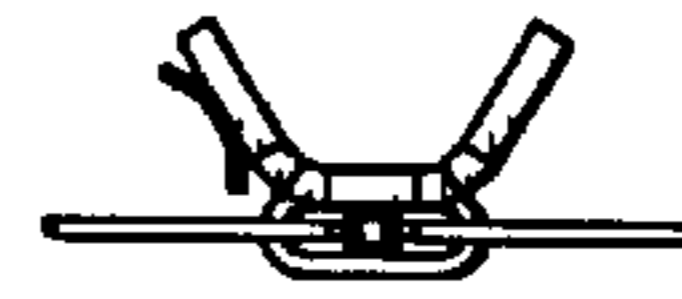


FIG. 6



FIG. 7

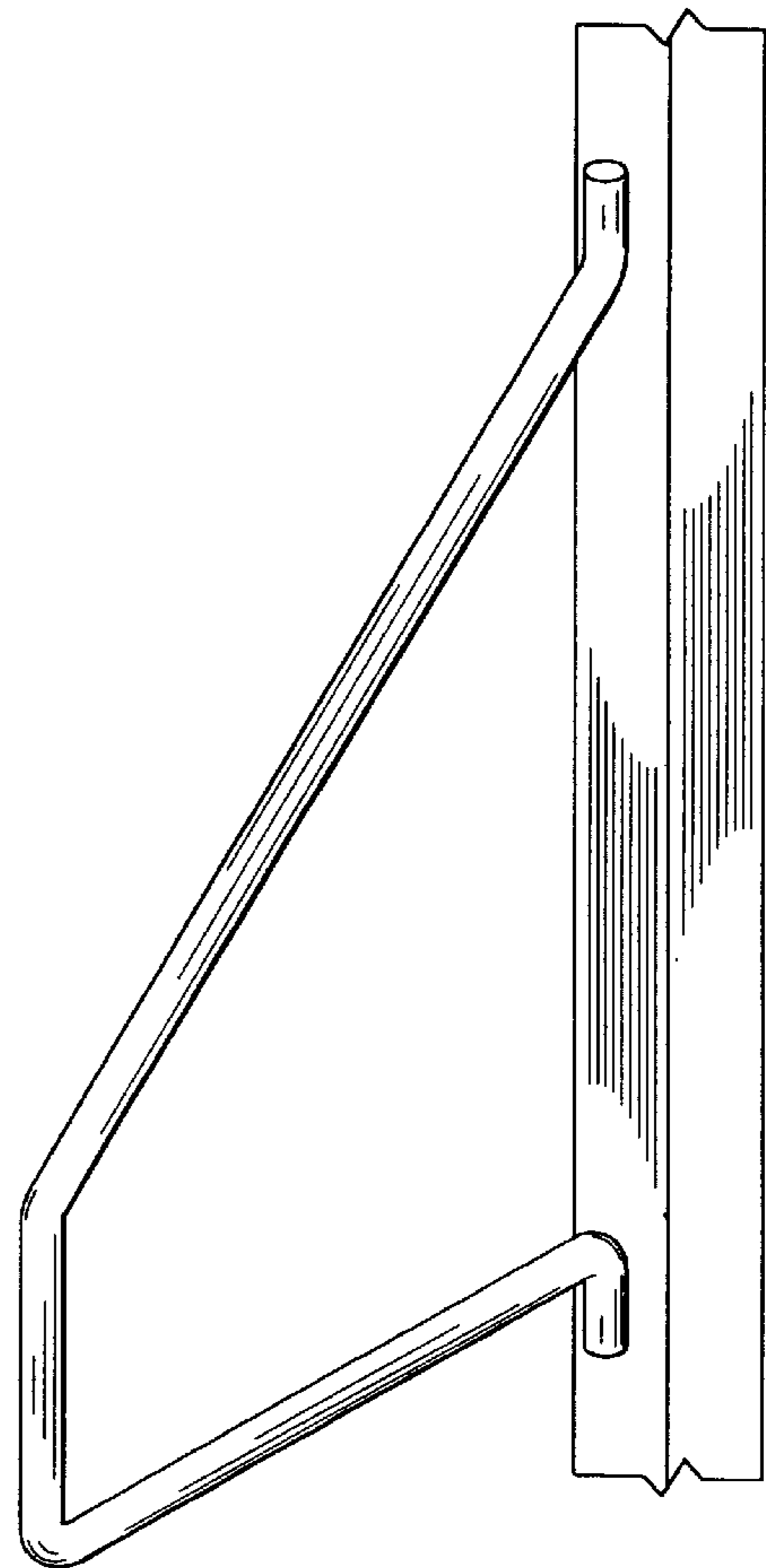


FIG. 8