



US00D417007S

United States Patent [19]

Davis et al.

[11] Patent Number: **Des. 417,007**

[45] Date of Patent: **** Nov. 23, 1999**

[54] **MENSTRUAL PAD HAVING THERMAL CELLS**

[75] Inventors: **Leane Kristine Davis**, Milford; **Amy Michelle Martini**, Cincinnati, both of Ohio

[73] Assignee: **The Procter & Gamble Company**, Cincinnati, Ohio

[**] Term: **14 Years**

[21] Appl. No.: **29/100,916**

[22] Filed: **Feb. 22, 1999**

[51] **LOC (6) Cl.** **24-04**

[52] **U.S. Cl.** **D24/206; D24/200**

[58] **Field of Search** **D24/206, 200, D24/207; 607/96, 104, 108, 109**

[56] **References Cited**

U.S. PATENT DOCUMENTS

D. 37,787	6/1906	La Vigne	D24/207
D. 351,427	10/1994	Mason et al.	D24/200

D. 380,051	6/1997	Davis et al.	D24/200
D. 407,823	4/1999	Davis et al.	D24/206
1,715,540	6/1929	Cervelli	607/109
2,497,443	2/1950	Eatman	607/108
4,575,097	3/1986	Brannigan et al.	607/108
4,971,056	11/1990	Seacord	607/104
5,647,270	7/1997	Viltro et al.	607/108

Primary Examiner—Louis S. Zarfaz
Assistant Examiner—G. Andoll
Attorney, Agent, or Firm—Jack L. Oney, Jr.

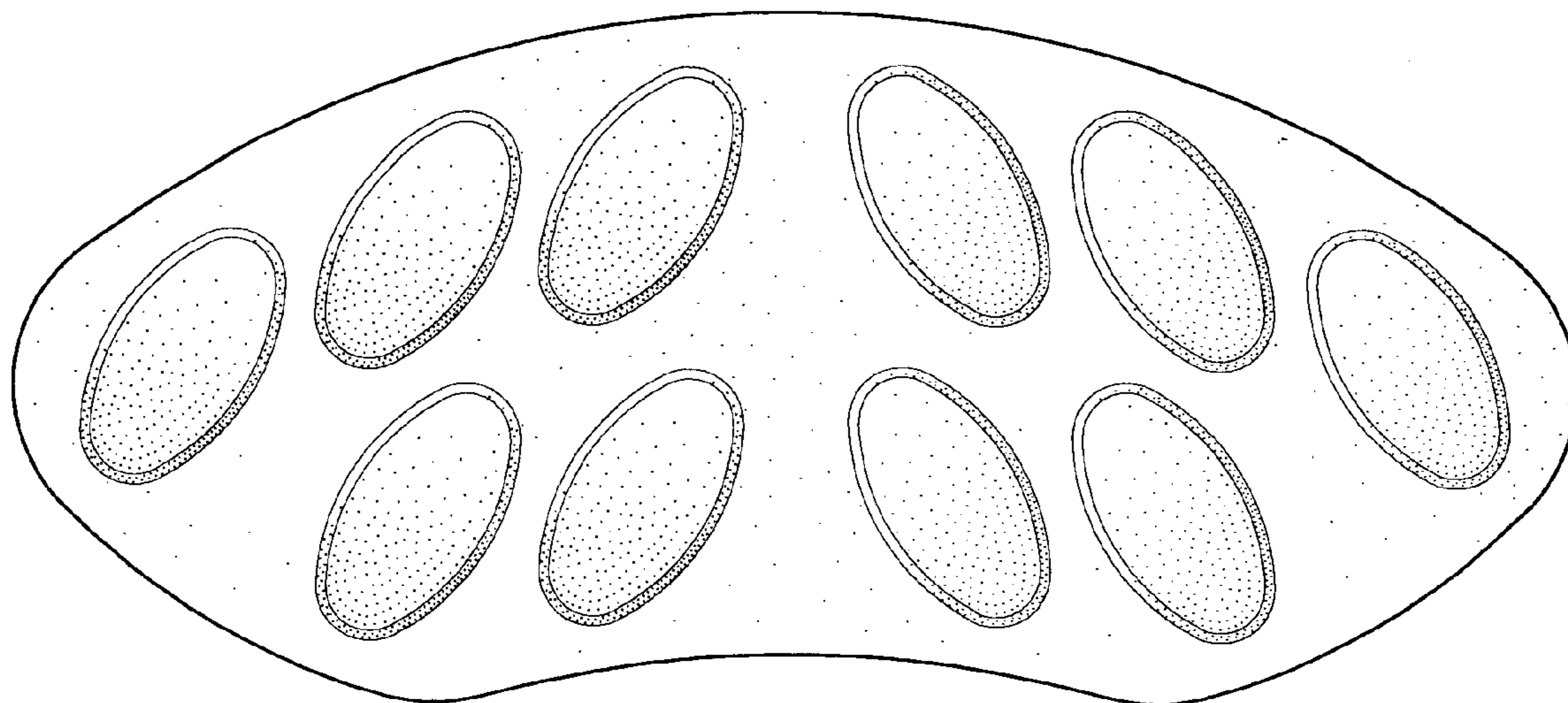
[57] **CLAIM**

The ornamental design for a menstrual pad having thermal cells, as shown and described.

DESCRIPTION

FIG. 1 is a top view of a menstrual pad having thermal cells, embodying our new design;
FIG. 2 is a front elevational view thereof;
FIG. 3 is a left side elevational view thereof; the right side elevational view thereof being a mirror image;
FIG. 4 is a rear elevational view thereof; and,
FIG. 5 is a bottom view thereof.

1 Claim, 1 Drawing Sheet



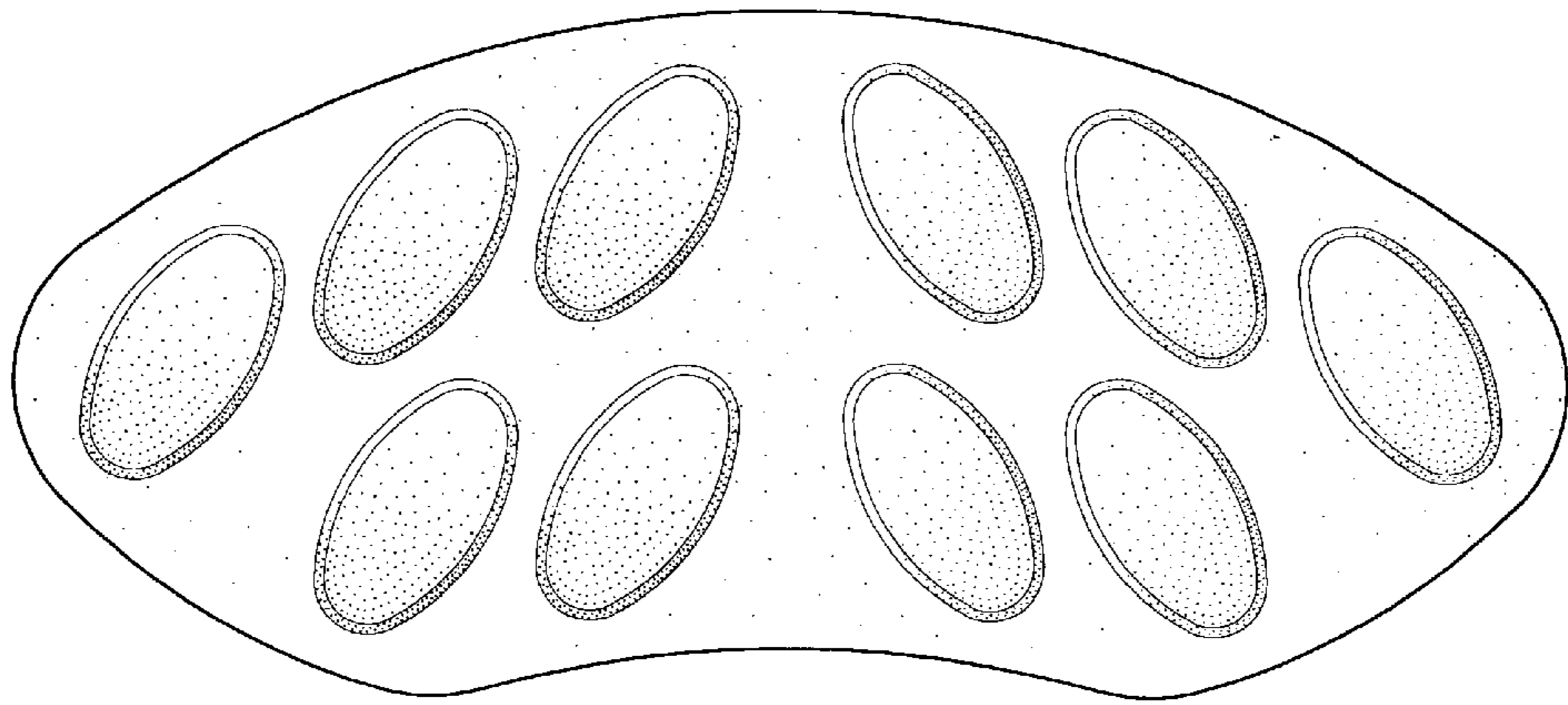


Fig. 1




Fig. 2

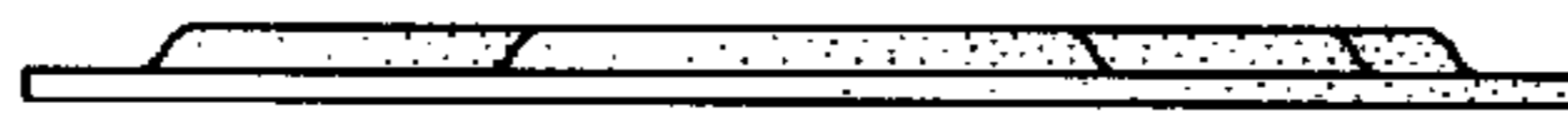


Fig. 3




Fig. 4

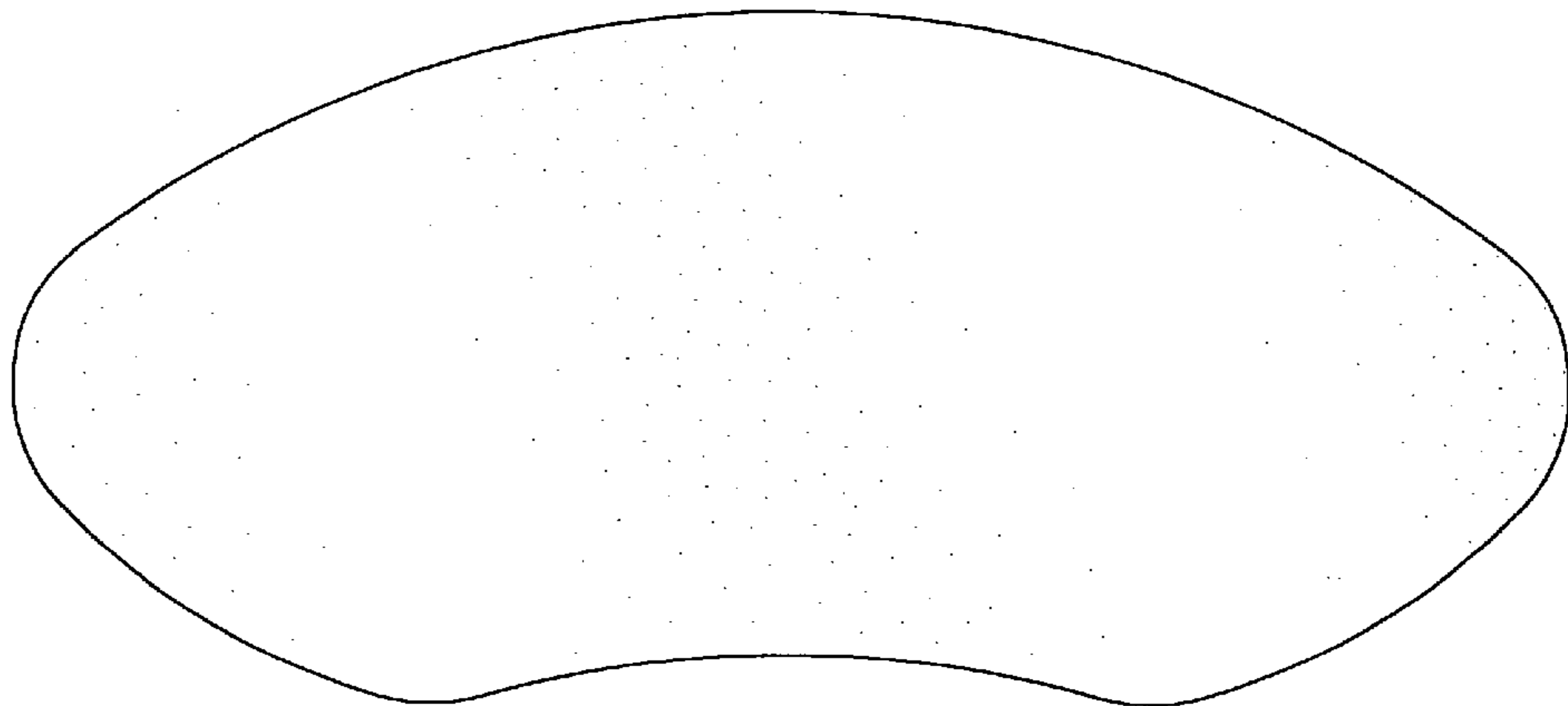


Fig. 5