



US00D416995S

# United States Patent [19]

Malanga et al.

[11] Patent Number: **Des. 416,995**

[45] Date of Patent: **\*\* Nov. 23, 1999**

[54] **FILTER**

[75] Inventors: **Robert Malanga**, Longwood; **Matthew M. Smolowitz**, Ormond Beach, both of Fla.

[73] Assignee: **USF Filtration and Separations Group, Inc.**, Timonium, Md.

[\*\*] Term: **14 Years**

[21] Appl. No.: **29/077,860**

[22] Filed: **Oct. 10, 1997**

[51] **LOC (6) Cl.** ..... **23-04**

[52] **U.S. Cl.** ..... **D23/365**

[58] **Field of Search** ..... **D23/365, 209; 55/498**

[56] **References Cited**

**U.S. PATENT DOCUMENTS**

3,189,179	6/1965	McMichael .	
4,248,713	2/1981	Meier .	
4,632,682	12/1986	Eromannsdörfer .....	55/498
4,810,379	3/1989	Barrington .....	55/498
5,015,375	5/1991	Fleck .	
5,043,068	8/1991	Karbachsch et al. .	

5,076,917	12/1991	Lührmann et al. .	
5,080,791	1/1992	Sims .....	55/498
5,112,503	5/1992	Raifman .	
5,200,077	4/1993	McNeice et al. .	
5,279,733	1/1994	Heymans .	
5,332,410	7/1994	Heybutzki et al. ....	55/498
5,587,071	12/1996	Belden .....	55/498

**OTHER PUBLICATIONS**

Elements "The Leader in Porous Metal Filtration Technology" Fluid Dynamics Memtec Group© 1996.

*Primary Examiner*—Lisa Lichtenstein  
*Attorney, Agent, or Firm*—Frijouf, Rust & Pyle, P.A.


[57] **CLAIM**

The ornamental design for a filter, as shown.

**DESCRIPTION**

FIG. 1 is a front view of our new design for a filter; FIG. 2 is a rear view thereof; FIG. 3 is a left side view thereof; FIG. 4 is a right side view thereof; FIG. 5 is a top view thereof; and, FIG. 6 is a bottom view thereof.

**1 Claim, 3 Drawing Sheets**






FIG. 1




FIG. 2




FIG. 3




FIG. 4

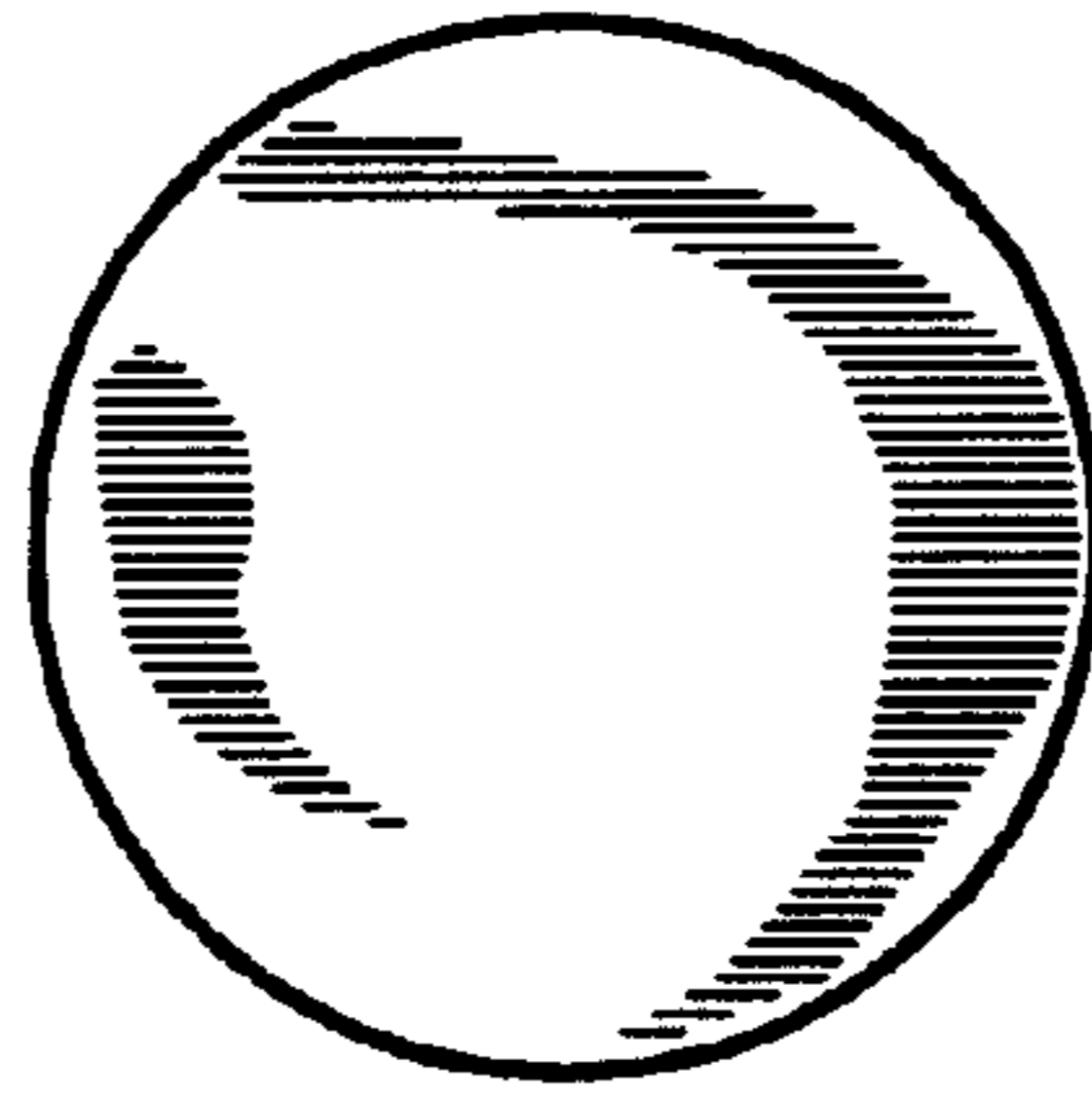


FIG. 5

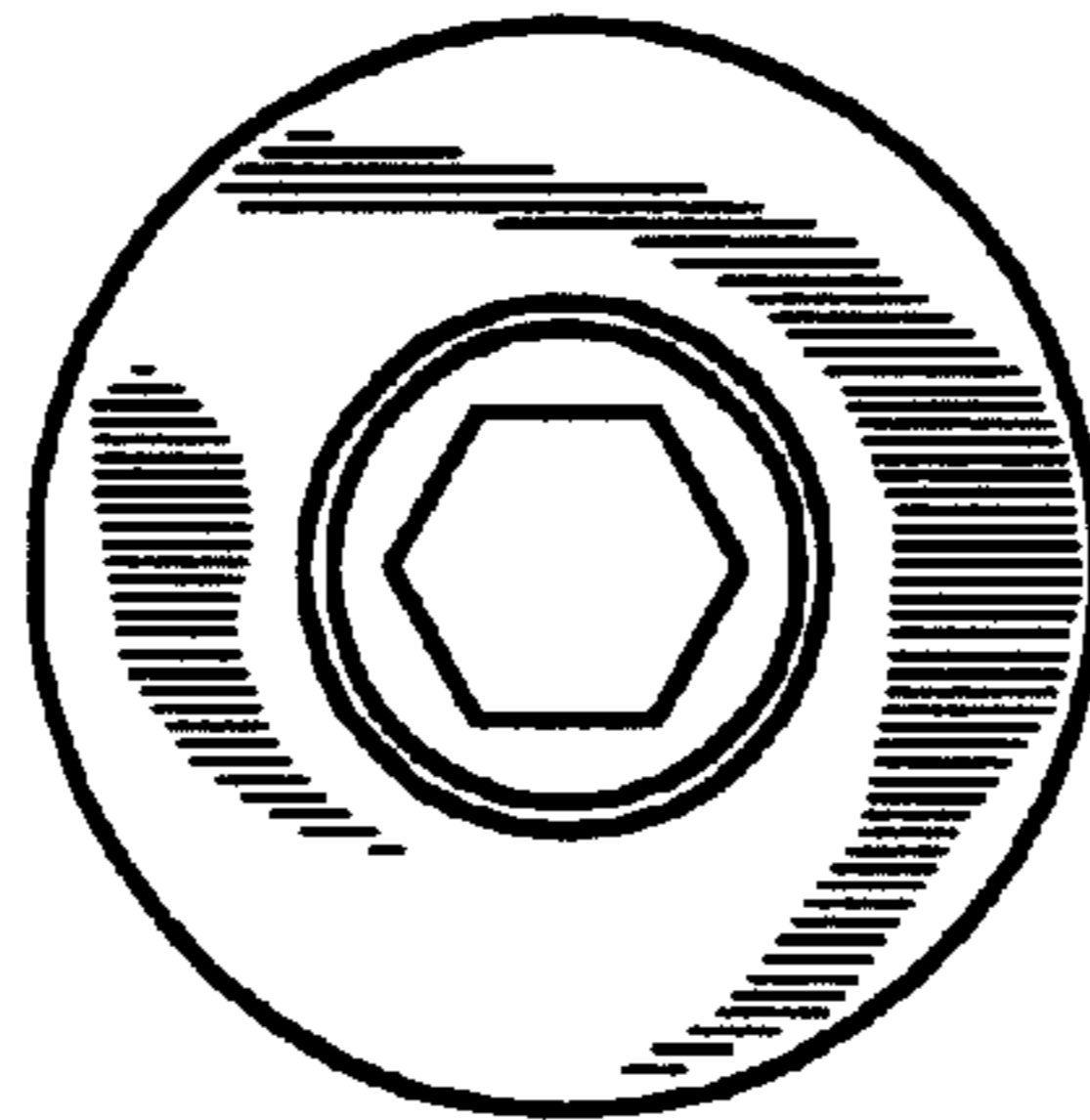


FIG. 6