



US00D416993S

# United States Patent [19]

Dong et al.

[11] Patent Number: **Des. 416,993**

[45] Date of Patent: **\*\* Nov. 23, 1999**

[54] **MOVABLE AIR-CONDITIONER**

[75] Inventors: **Rui-Feng Dong; Bo-Qiang Lao; Xue-Rui Cao; Wen-Xin Wu; Shu-Hao Xiao**, all of Shunde, China

[73] Assignee: **Guandong MD Holding, Co. Ltd**, Province, Switzerland

[\*\*] Term: **14 Years**

[21] Appl. No.: **29/067,771**

[22] Filed: **Mar. 14, 1997**

[30] **Foreign Application Priority Data**

Sep. 16, 1996 [CN] China ..... 96 3 09242.1

[51] **LOC (6) Cl.** ..... **23-04**

[52] **U.S. Cl.** ..... **D23/333; D23/351**

[58] **Field of Search** ..... **D23/351-354, D23/333; 62/239; 454/233, 234**

[56] **References Cited**

**U.S. PATENT DOCUMENTS**

D. 308,414 6/1990 Makihara ..... D23/364

D. 310,412	9/1990	Fukumoto	.....	D23/359
D. 319,306	8/1991	Yamazaki et al.	.....	D23/351
D. 368,770	4/1996	Tanner et al.	.....	D23/359
1,933,771	11/1933	Strang et al.	.....	D23/351
2,310,843	2/1943	Ditzler	.....	454/233

*Primary Examiner*—Lisa Lichtenstein  
*Attorney, Agent, or Firm*—Fulbright & Jaworski, LLP

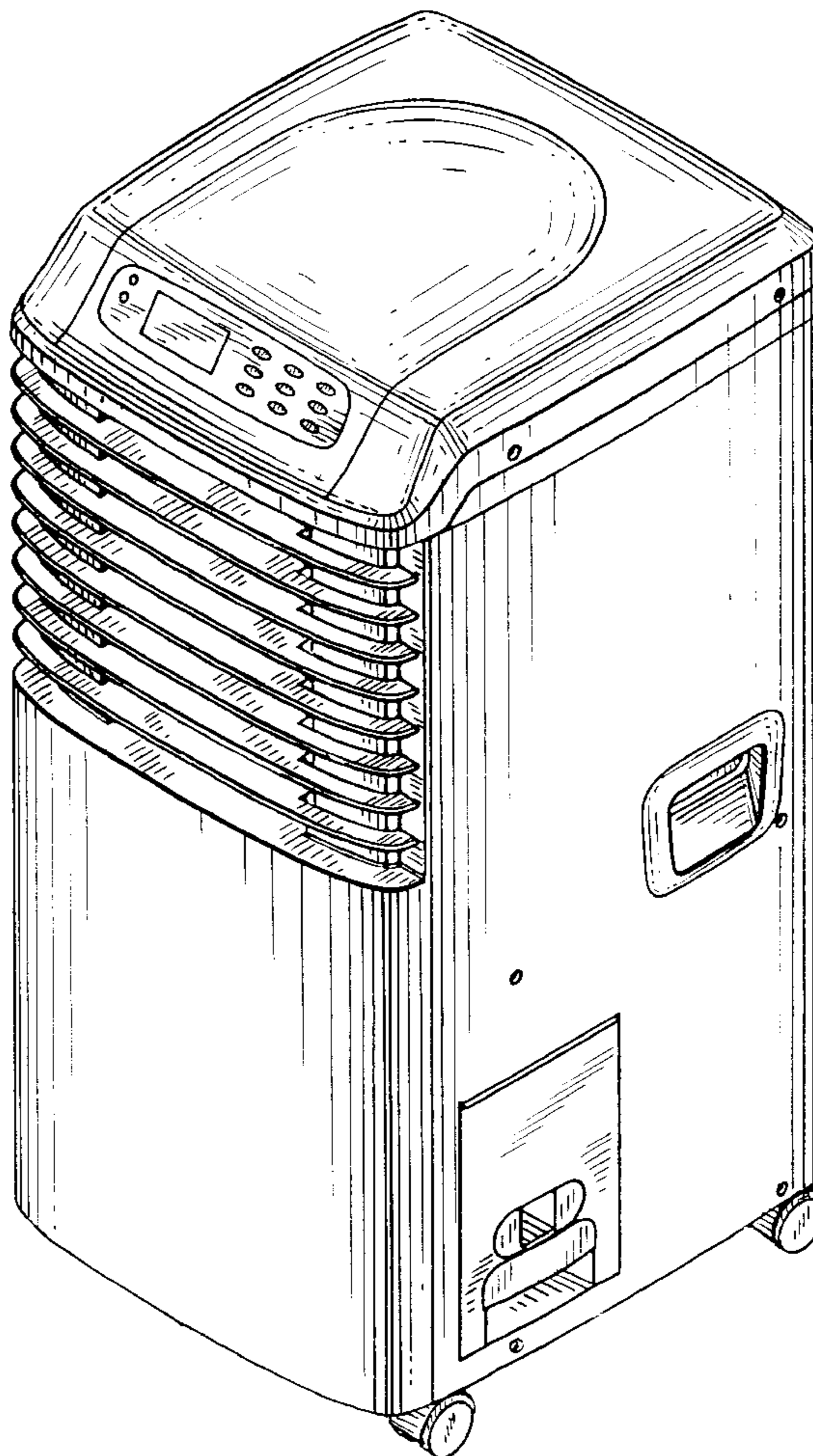

[57] **CLAIM**

The ornamental design for a movable air-conditioner, as shown.

**DESCRIPTION**

FIG. 1 is a front view of our movable air-conditioner; FIG. 2 is a rear view thereof; FIG. 3 is a right side view thereof; FIG. 4 is a left side view thereof; FIG. 5 is a top plan view thereof; and, FIG. 6 is a perspective view thereof.

**1 Claim, 6 Drawing Sheets**



*FIG. 1*


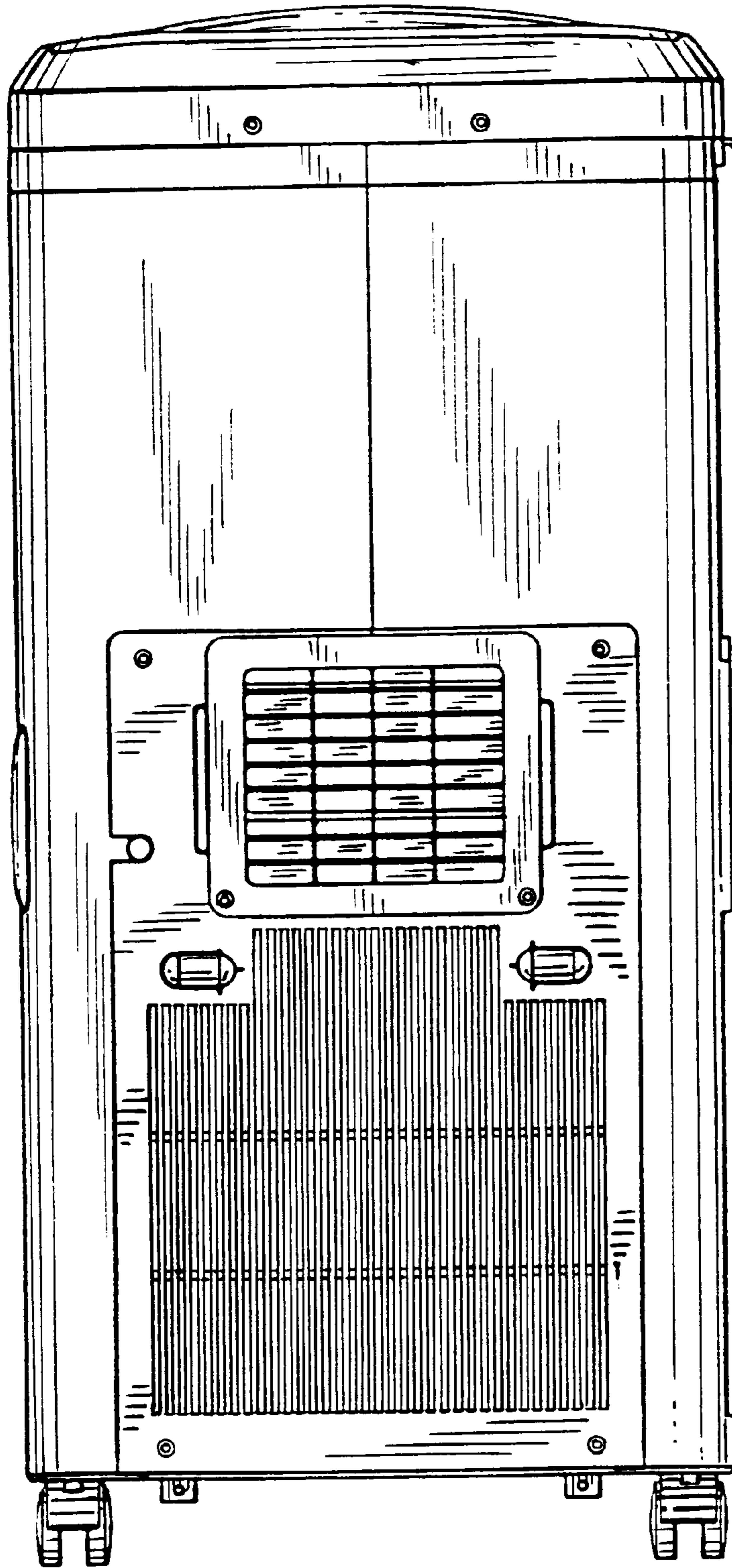


FIG. 2



*FIG. 3*

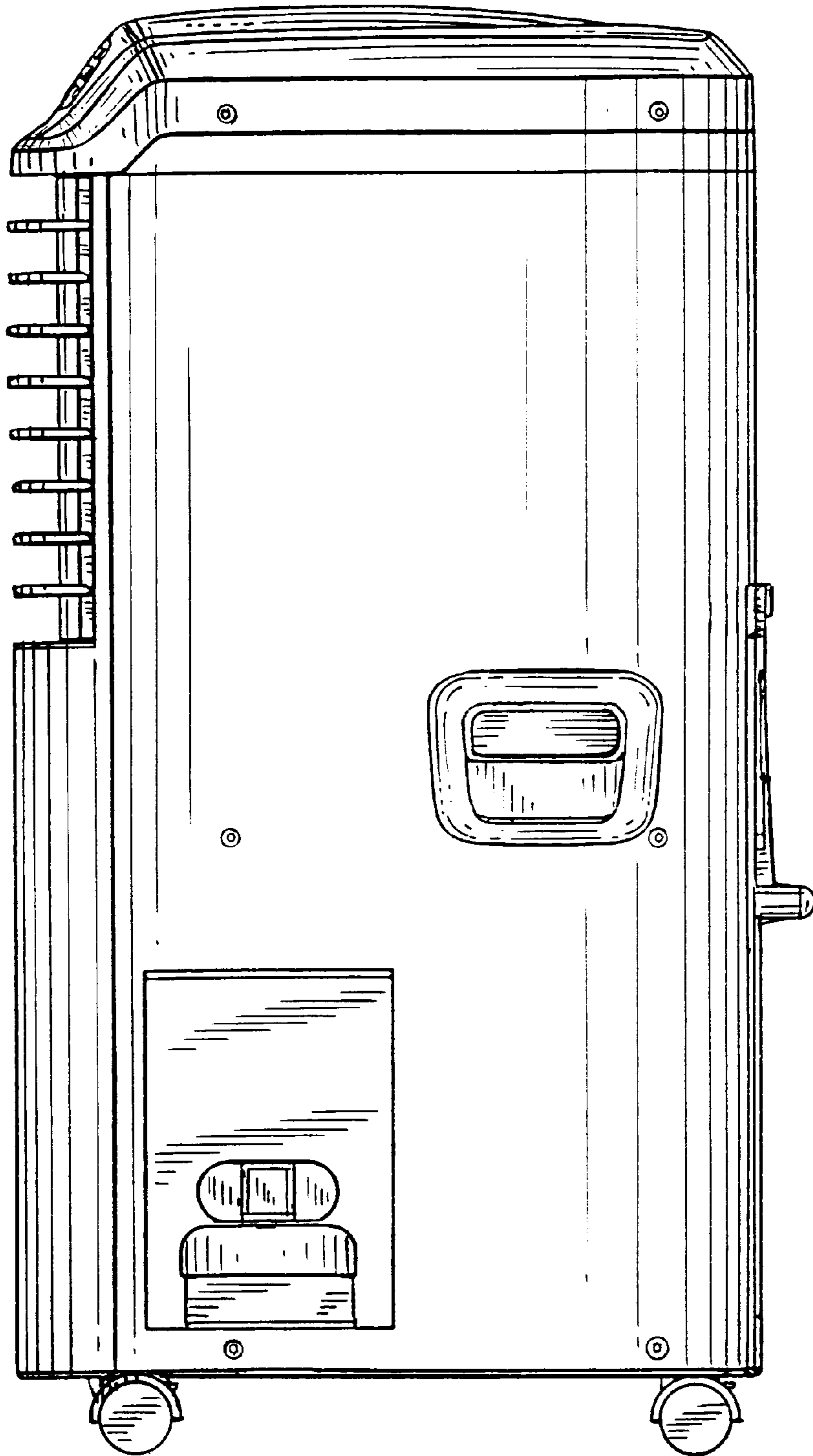
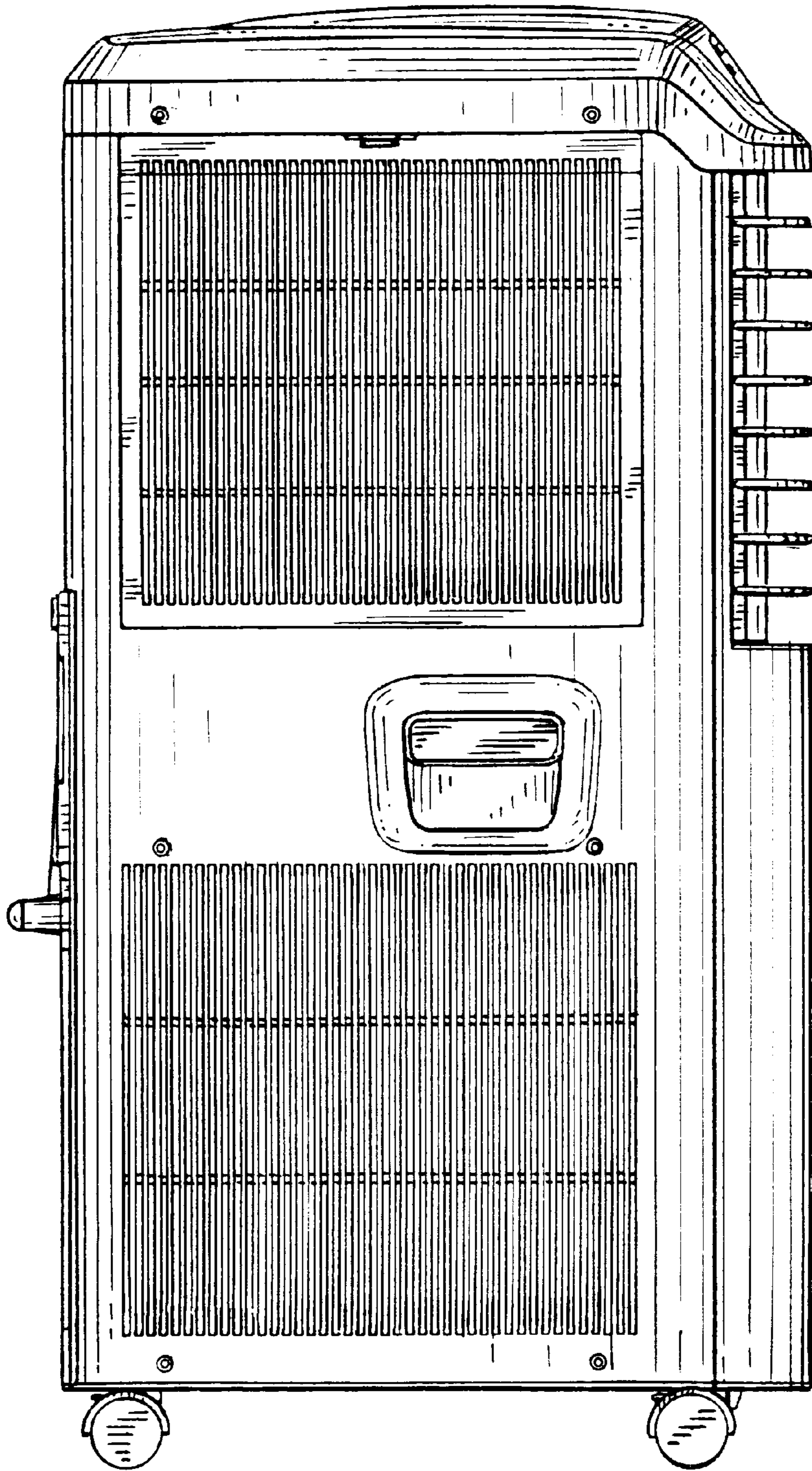




FIG. 4



*FIG. 5*




FIG. 6

