



US00D416990S

**United States Patent** [19]  
**Lord**

[11] **Patent Number: Des. 416,990**  
[45] **Date of Patent: \*\* Nov. 23, 1999**

[54] **HIGH RISE FAUCET WITH PULL-OUT SPRAY**

[75] Inventor: **Judd A. Lord, Carmel, Ind.**

[73] Assignee: **Masco Corporation of Indiana, Indianapolis, Ind.**

[\*\*] Term: **14 Years**

[21] Appl. No.: **29/094,529**

[22] Filed: **Oct. 5, 1998**

[51] **LOC (6) Cl. .... 23-01**

[52] **U.S. Cl. .... D23/255**

[58] **Field of Search ..... D23/238-243, D23/250-257, 213; 4/675-678; 137/801**

[56] **References Cited**

**U.S. PATENT DOCUMENTS**

- D. 213,874 4/1969 Landell .
- D. 219,779 1/1971 Tiller .
- D. 290,492 6/1987 Hill et al. .
- D. 290,992 7/1987 Hill et al. .
- D. 291,117 7/1987 Ryan .
- D. 293,601 1/1988 Hill et al. .
- D. 323,877 2/1992 Haug et al. .
- D. 331,796 12/1992 Spangler .
- D. 352,766 11/1994 Hill et al. .
- D. 360,931 8/1995 Mark et al. .
- D. 363,536 10/1995 Hill et al. .
- D. 364,211 11/1995 Hill et al. .
- D. 364,218 11/1995 Hill et al. .
- D. 364,219 11/1995 Hill et al. .

- D. 364,220 11/1995 Hill et al. .
- D. 366,099 1/1996 Hill et al. .
- D. 367,697 3/1996 Haug et al. .
- D. 367,699 3/1996 Hill et al. .
- D. 367,701 3/1996 Hill et al. .
- D. 367,920 3/1996 Hill et al. .
- D. 368,764 4/1996 Hill et al. .
- D. 368,958 4/1996 Hill et al. .
- D. 388,156 12/1997 Hill et al. .

**OTHER PUBLICATIONS**

Delta Full Line Catalog, pp. 4, 5, 1994.  
Delta Catalog, "The Way Water is Brought to Life", 2 pages, 1991.

*Primary Examiner*—Louis S. Zarfes  
*Assistant Examiner*—Eric Watterson  
*Attorney, Agent, or Firm*—Myron B. Kapustij; Leon E. Redman

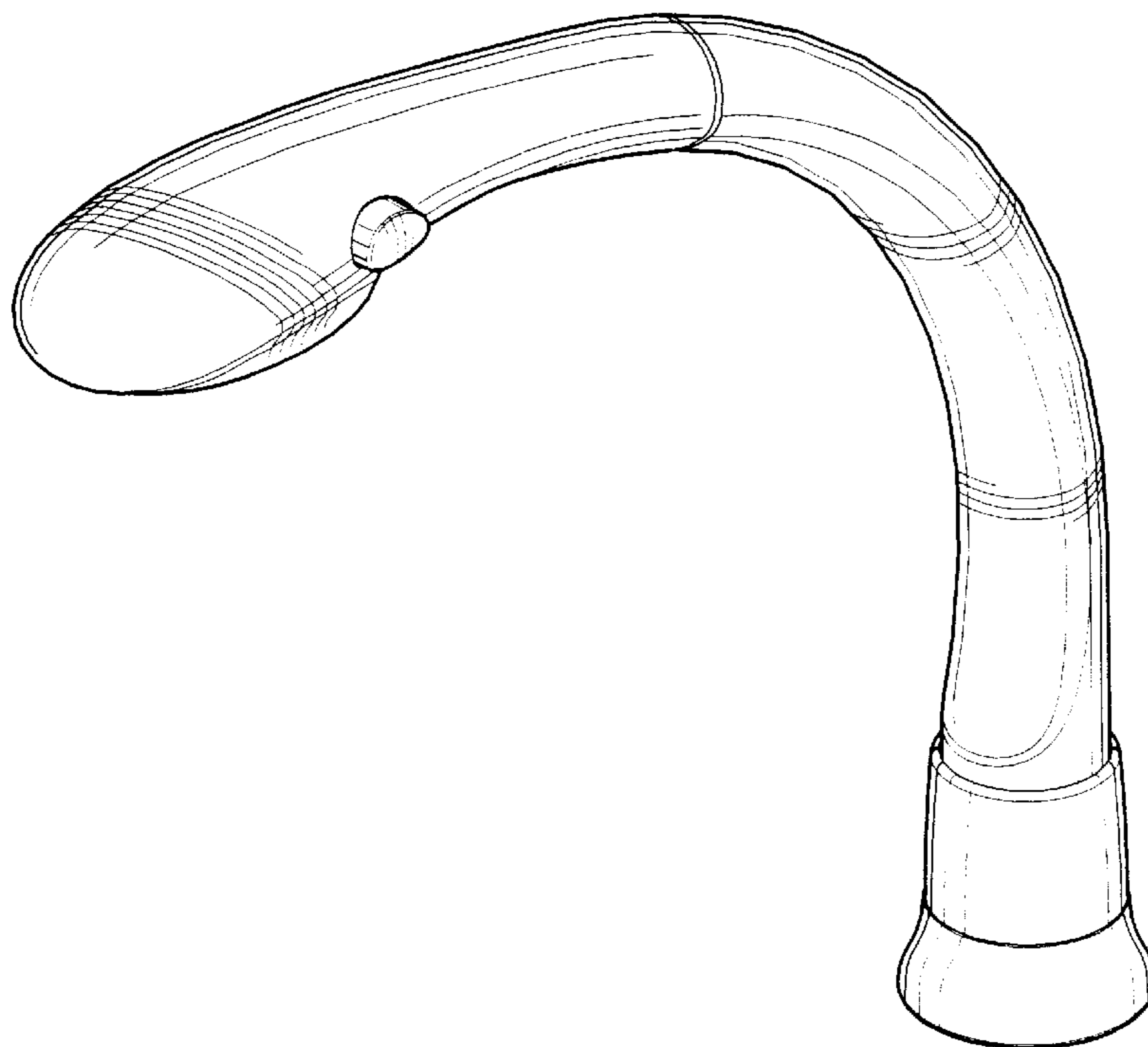
[57] **CLAIM**

The ornamental design for a high rise faucet with pull-out spray, as shown and described.

**DESCRIPTION**

FIG. 1 is a top, front perspective view of a high rise faucet with pull-out spray showing my new design;  
FIG. 2 is a front elevational view thereof;  
FIG. 3 is a top plan view thereof;  
FIG. 4 is a right side elevational view thereof, the left side being a mirror image;  
FIG. 5 is a rear elevational view thereof; and,  
FIG. 6 is a bottom plan view thereof.

**1 Claim, 3 Drawing Sheets**



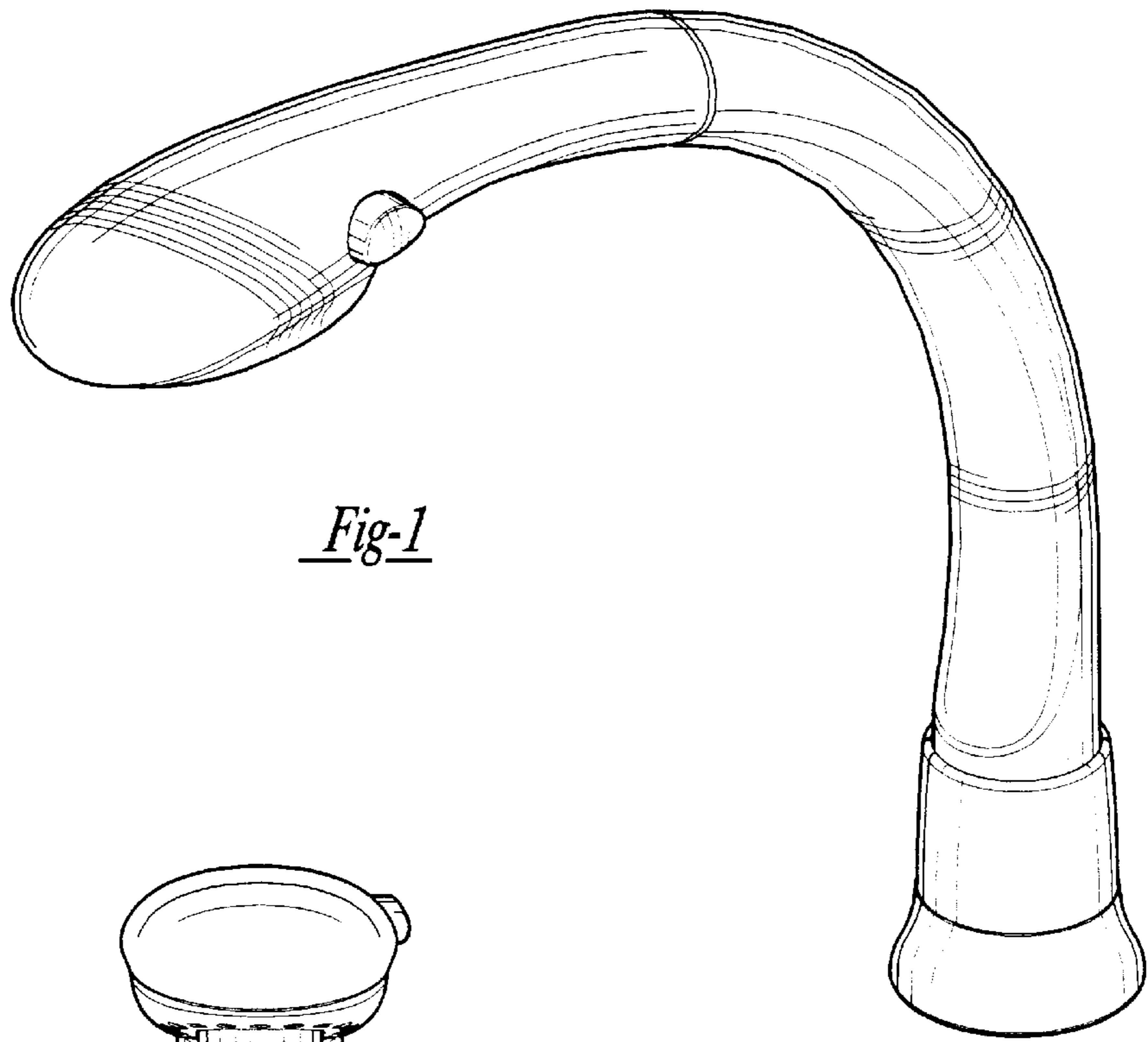


Fig-1

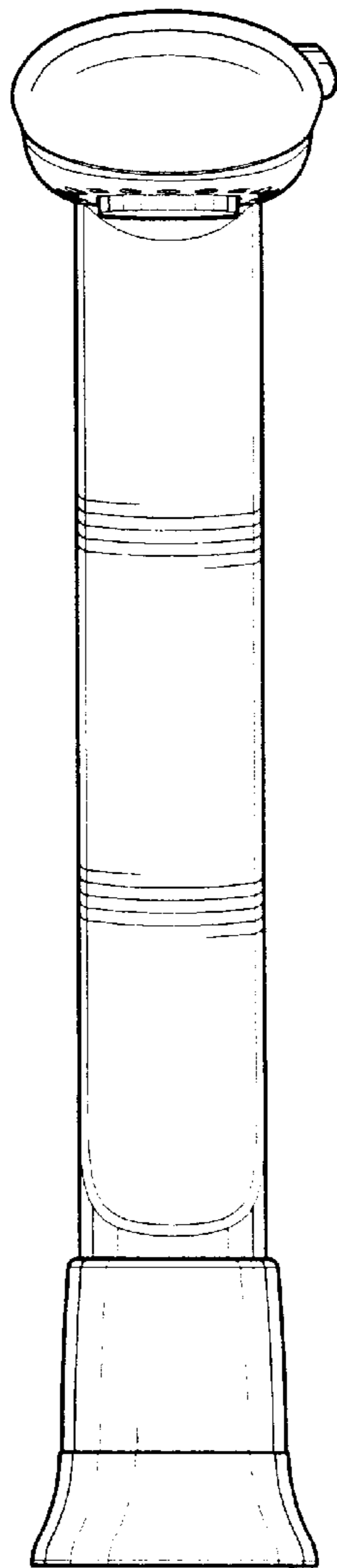


Fig-2

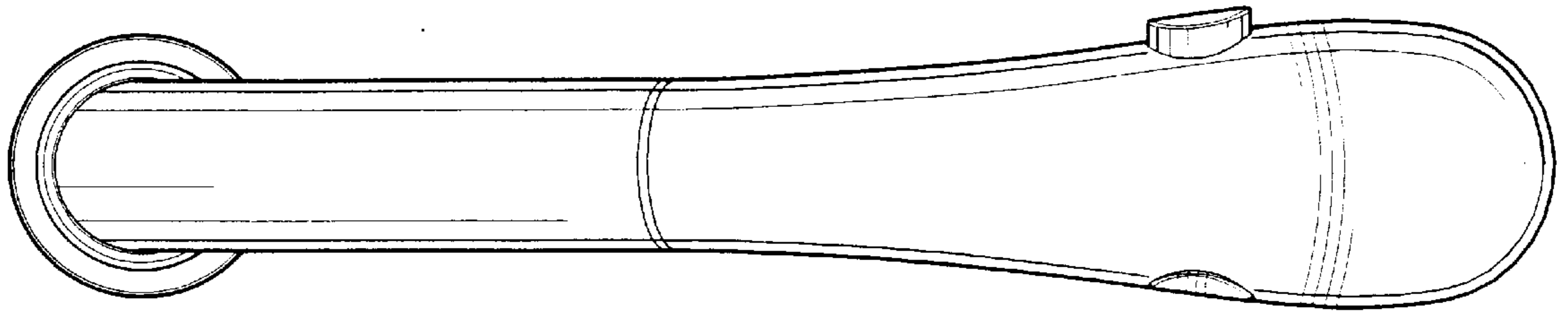


Fig-3

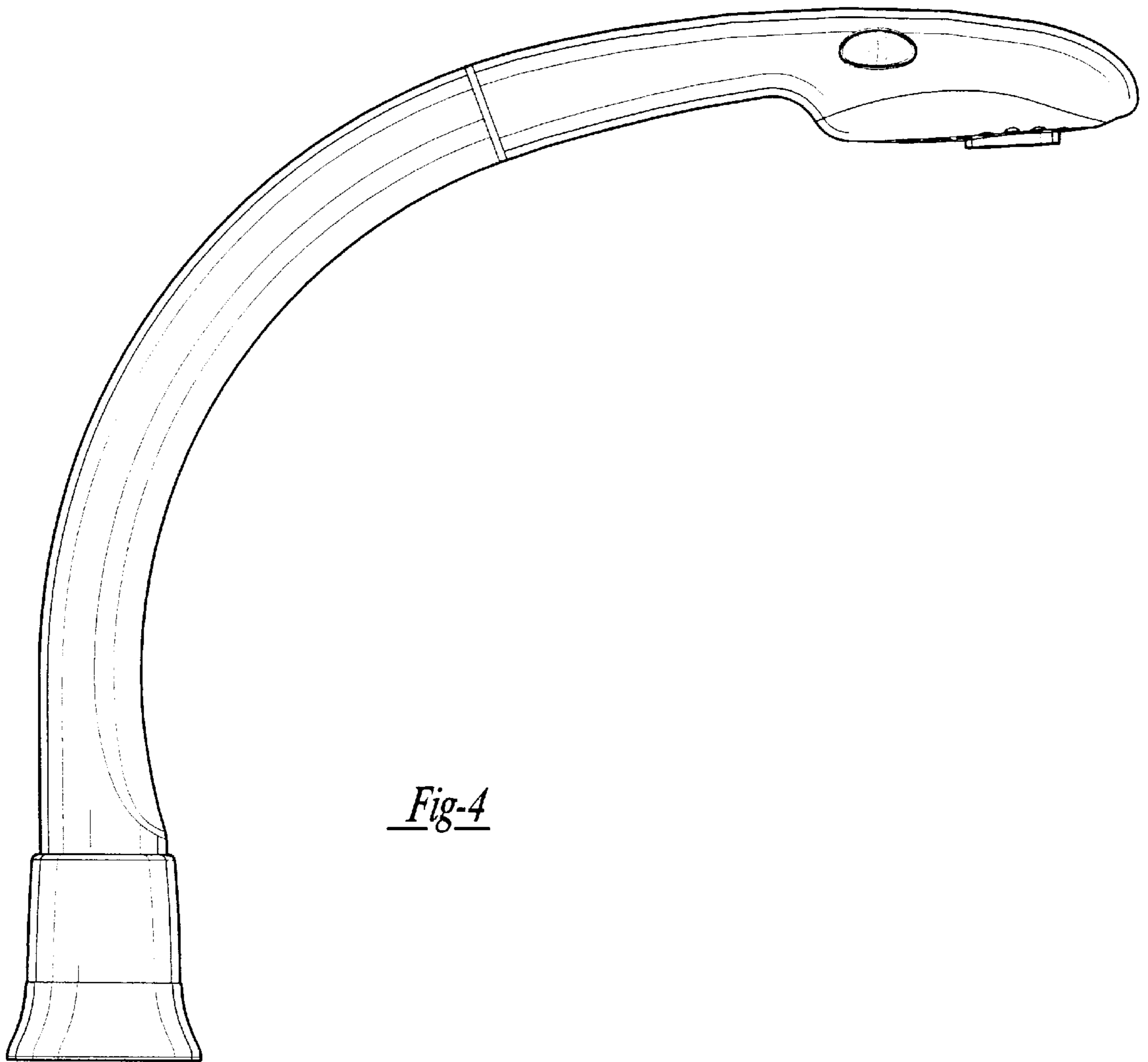


Fig-4

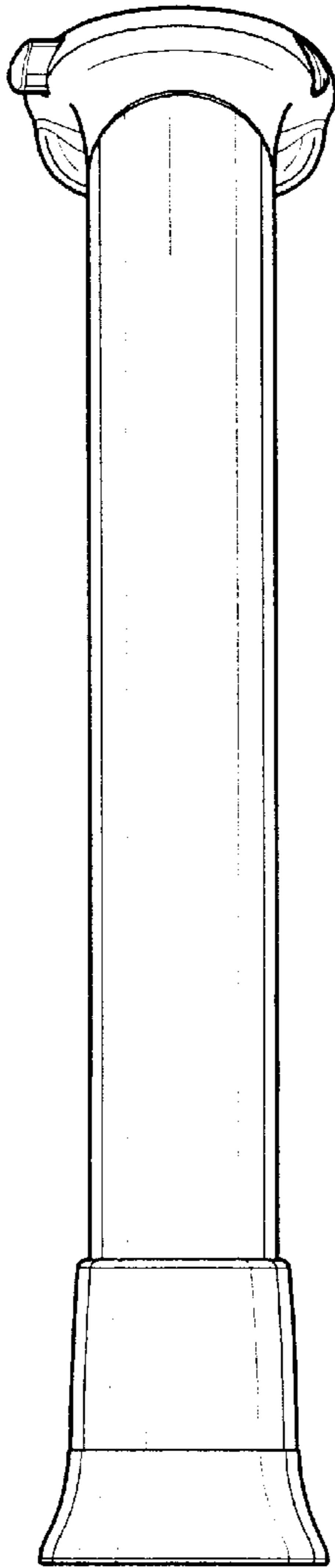


Fig-5

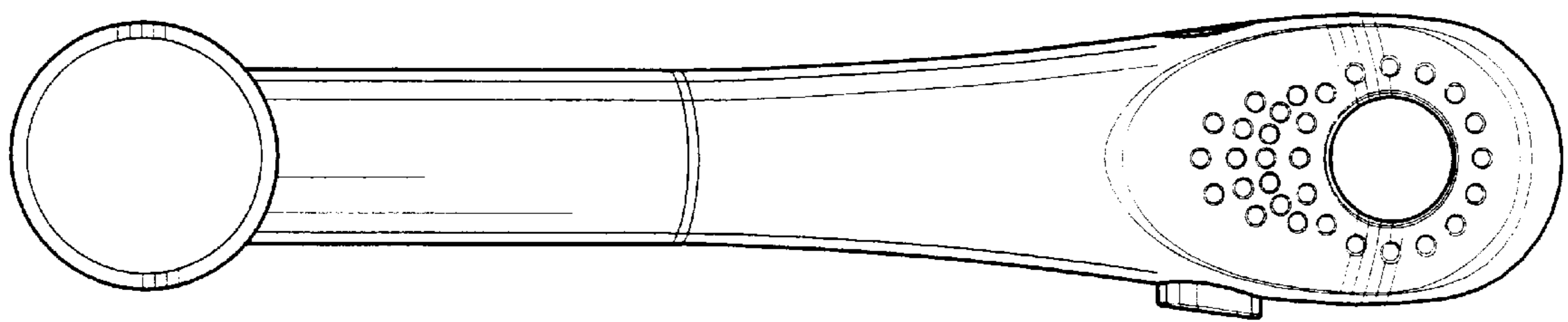


Fig-6