



US00D416973S

United States Patent [19] Ahlund

[11] **Patent Number: Des. 416,973**

[45] **Date of Patent: ** Nov. 23, 1999**

[54] **KNIFE**

[75] Inventor: **Bengt Ahlund**, Skogstorp, Sweden

[73] Assignee: **Eka-Knivar AB**, Eskilstona, Sweden

[**] Term: **14 Years**

[21] Appl. No.: **29/089,185**

[22] Filed: **Jun. 9, 1998**

[30] Foreign Application Priority Data

Dec. 15, 1997 [SE] Sweden 97-2699

[51] **LOC (6) Cl.** **22-02**

[52] **U.S. Cl.** **D22/118**

[58] **Field of Search** D22/118; D7/649;
D8/98, 99; 30/340, 151, 343, 342, 344,
295, 355

[56] References Cited

U.S. PATENT DOCUMENTS

D. 298,211	10/1988	Coburn	D7/649
D. 318,002	7/1991	Loveless	D7/649
D. 358,529	5/1995	Rich	D22/118
D. 359,789	6/1995	Seber et al.	D22/118
2,615,247	10/1952	Waters	30/342

3,900,950	8/1975	Collins	30/342
4,578,864	4/1986	Hoffman	30/295
5,365,666	11/1994	Gonzalez	30/340
5,689,890	11/1997	Glesser	D22/118
5,724,739	3/1998	Hutton	30/340

OTHER PUBLICATIONS

Gutman Cutlery, Inc. Catalog #21 p. 9. All Knives, Nov. 1982.

Gun World, Oct. 1977, p. 58. Top Knives.

Primary Examiner—Louis S. Zarfes

Assistant Examiner—Inga-Maria Hyttinen

Attorney, Agent, or Firm—Alfred J. Mangels

[57] CLAIM

The ornamental design for a knife, as shown and described.

DESCRIPTION

FIG. 1 is a bottom plan view of a knife in accordance with my design.

FIG. 2 is a right side elevational view thereof.

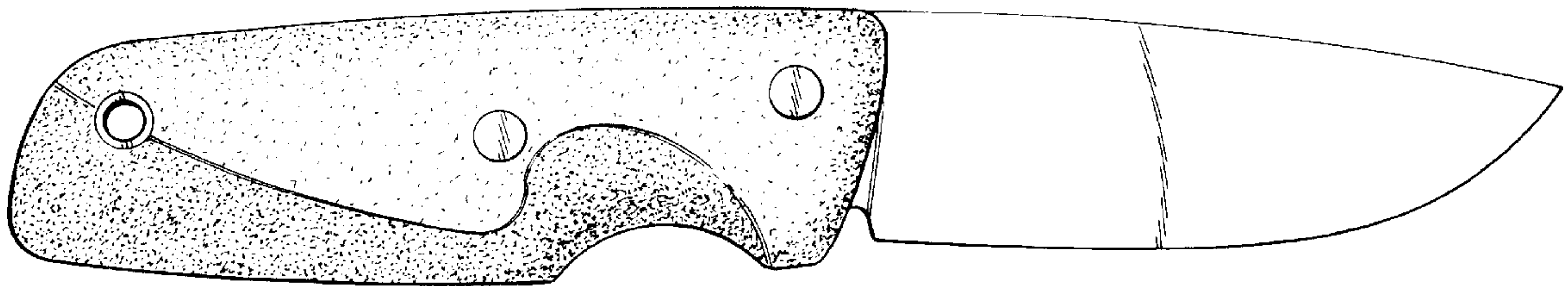
FIG. 3 is a left side elevational view thereof.

FIG. 4 is a top plan view thereof.

FIG. 5 is a rear elevational view thereof; and,

FIG. 6 is a front elevational view thereof.

1 Claim, 1 Drawing Sheet



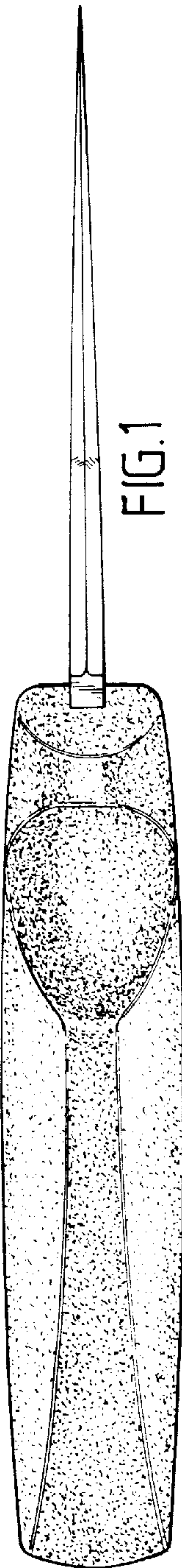


FIG. 1

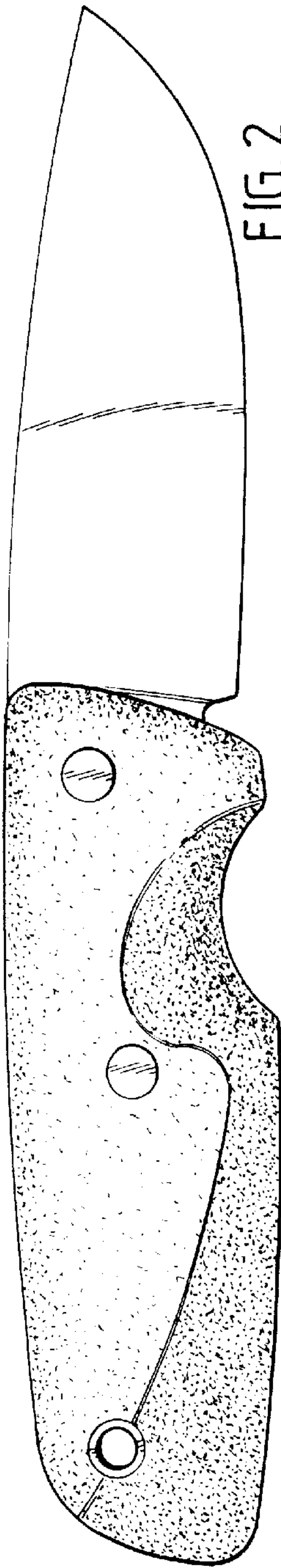


FIG. 2

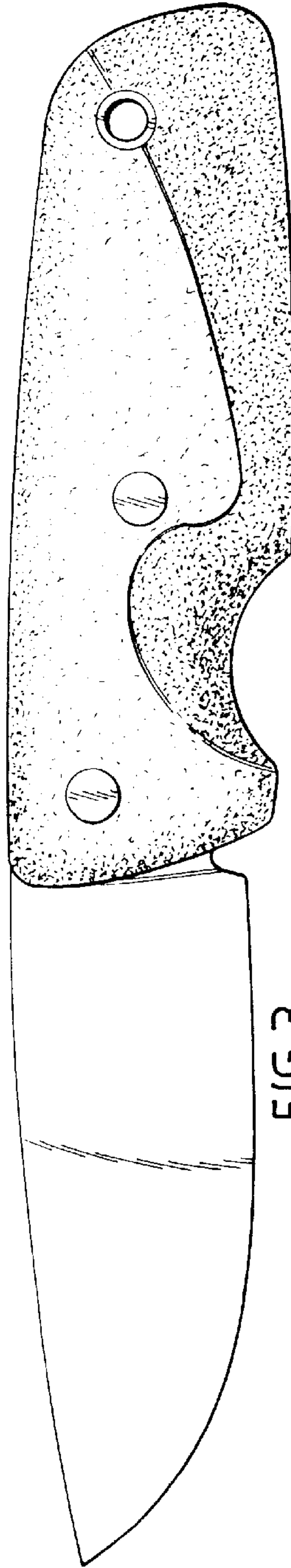


FIG. 3

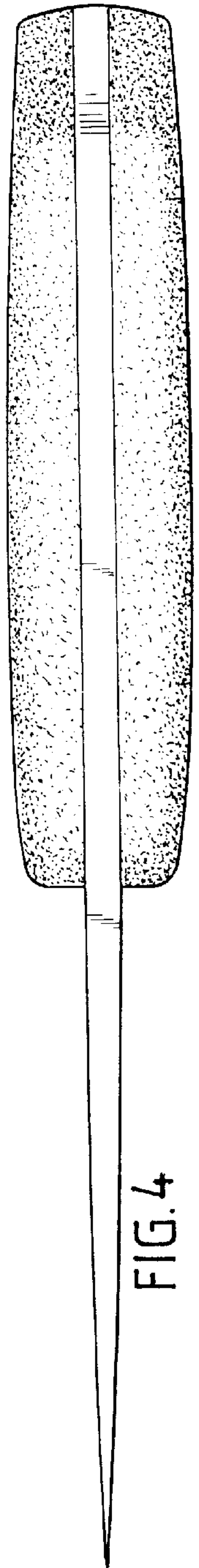


FIG. 4

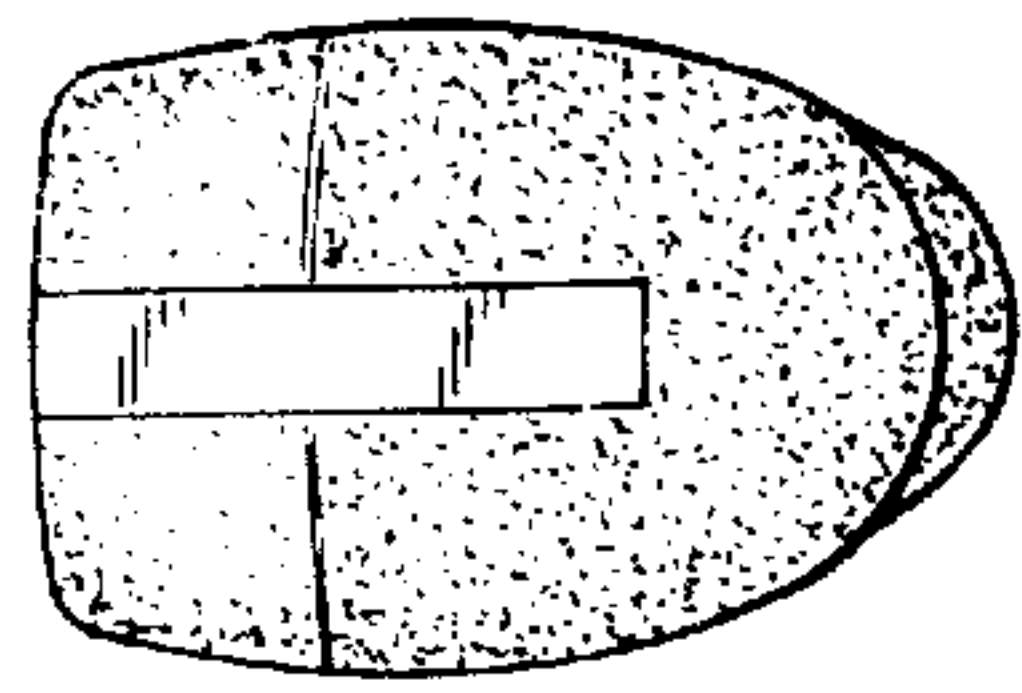


FIG. 5

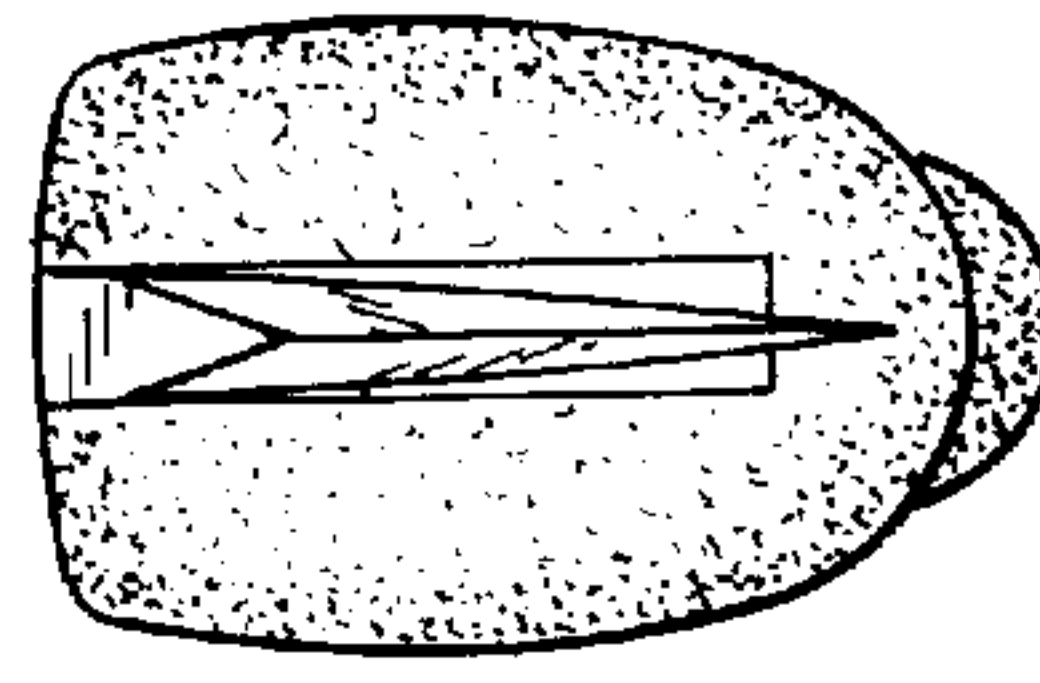


FIG. 6