



US00D416971S

United States Patent [19]

[11] **Patent Number: Des. 416,971**

Yates

[45] **Date of Patent: ** Nov. 23, 1999**

[54] **HOUSING FOR GOLF BALL DISPENSER**

*Primary Examiner—Mitchell Siegel
Attorney, Agent, or Firm—Thomas R. Lampe*

[76] Inventor: **Patrick D. Yates**, 21417 Brewer Rd.,
Grass Valley, Calif. 95949

[57] **CLAIM**

[**] Term: **14 Years**

The ornamental design for housing for golf ball dispenser, as shown and described.

[21] Appl. No.: **29/099,883**

DESCRIPTION

[22] Filed: **Jan. 29, 1999**

FIG. 1 is a perspective view of housing for golf ball dispenser showing my design;

[51] **LOC (6) Cl. 21-02**

FIG. 2 is front elevation view thereof;

[52] **U.S. Cl. D21/789**

FIG. 3 is a top plan view thereof; the bottom is plain and unornamented;

[58] **Field of Search D21/789-796,
D21/720; 473/386, 132-137; 124/4, 41,
45, 16, 79**

FIG. 4 is a rear elevation view thereof; and,

FIG. 5 is a left side elevation view thereof, the right side elevation view thereof being a mirror image.

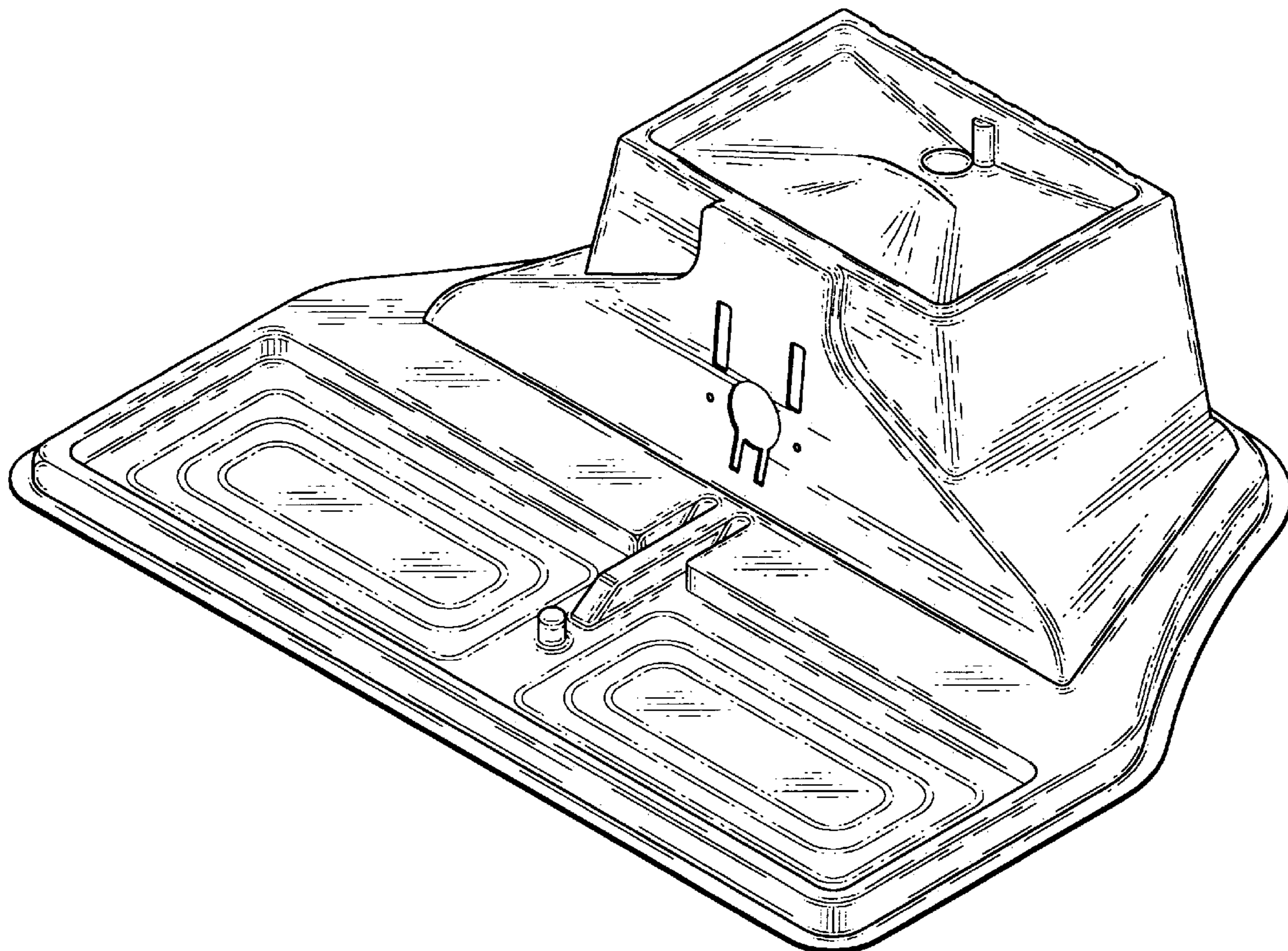
[56] **References Cited**

The bottom surface of the article not shown in the drawing or described in the specification forms no part of the claimed design.

U.S. PATENT DOCUMENTS

D. 250,361	11/1978	James	D21/720
D. 281,891	12/1985	Topp	D21/720
D. 399,286	10/1998	Brown et al.	D21/791

1 Claim, 3 Drawing Sheets



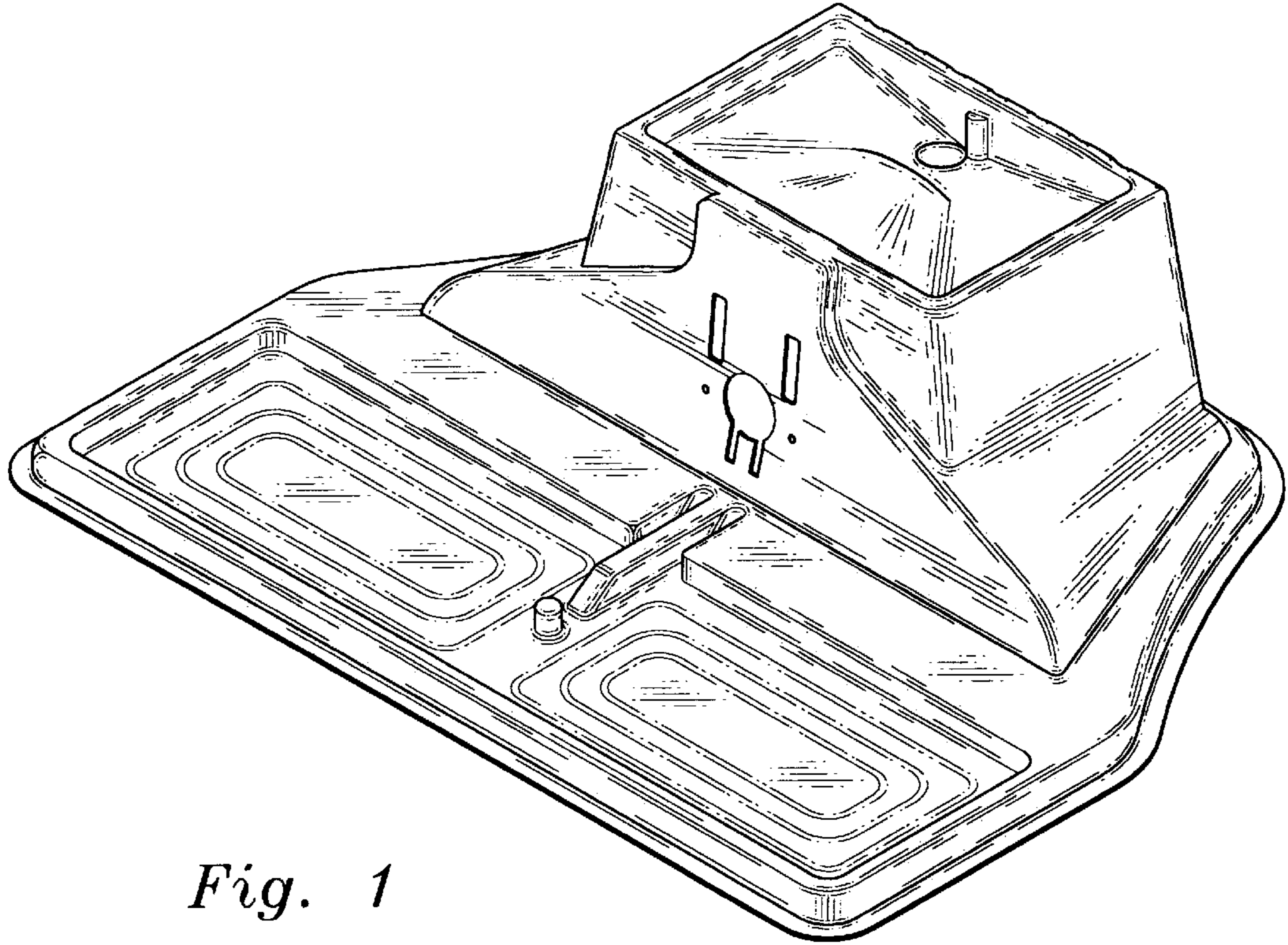


Fig. 1

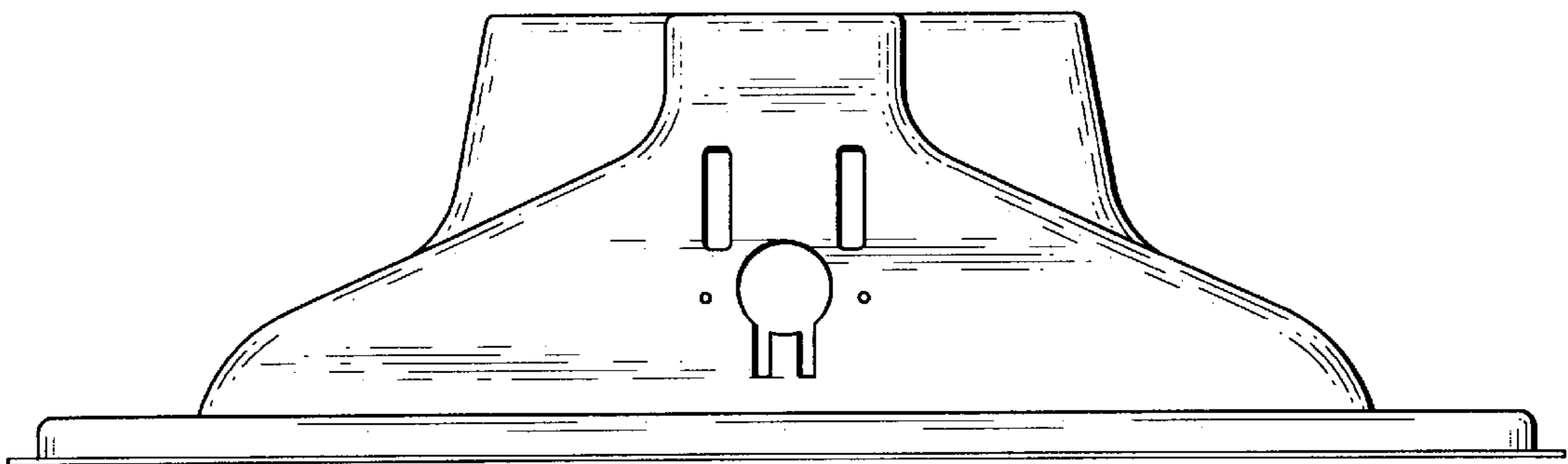


Fig. 2




Fig. 3

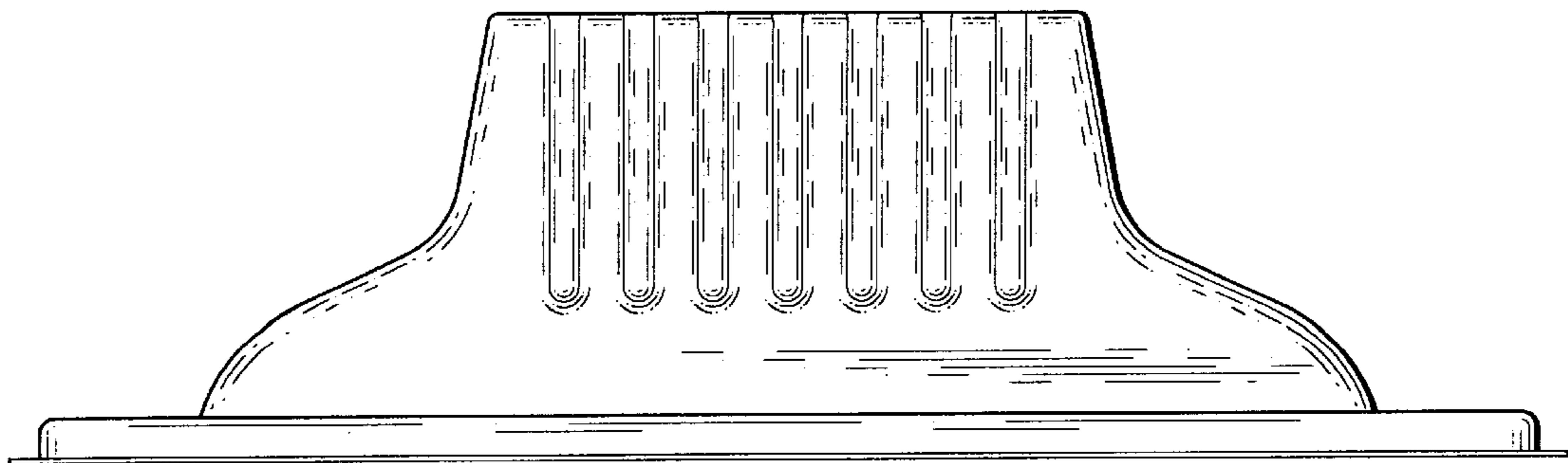


Fig. 4




Fig. 5