



US00D416943S

United States Patent [19]

[11] **Patent Number: Des. 416,943**

Kalgren

[45] **Date of Patent: ** Nov. 23, 1999**

[54] **VEHICLE VANITY PLATE WITH LIGHTED FACE**

Primary Examiner—Susan J. Lucas
Assistant Examiner—Jennifer Rivard

[76] Inventor: **Daniel A. Kalgren**, R.D. #2, Box 79,
Kilmer Rd., DuBois, Pa. 15801

[57] **CLAIM**

[**] Term: **14 Years**

The ornamental design for a vehicle vanity plate with lighted face, as shown and described.

[21] Appl. No.: **29/098,119**

DESCRIPTION

[22] Filed: **Dec. 22, 1998**

FIG. 1 is a front elevational view of the vehicle vanity plate with lighted face showing my new design;
FIG. 2 is a rear elevational view thereof;
FIG. 3 is a right side view thereof;
FIG. 4 is a left side view thereof;
FIG. 5 is a top plan view thereof;
FIG. 6 is a bottom plan view thereof; and,
FIG. 7 is a perspective view thereof.

[51] **LOC (6) Cl.** **20-03**

[52] **U.S. Cl.** **D20/13**

[58] **Field of Search** D20/10, 13, 19;
40/200, 204, 205, 208, 209; D12/193

The word LOGO depicted by means of broken lines in FIGS. 1 and 7 has been shown for illustrative purposes only and forms no part of the claimed design.

[56] **References Cited**

U.S. PATENT DOCUMENTS

D. 327,915	7/1992	Anderson et al.	D20/13
4,475,298	10/1984	Munoz	40/204 X
5,150,961	9/1992	Gonzalez	40/204 X
5,615,501	4/1997	Rice	40/205

In FIGS. 2 through 6, the cord portion of the claimed design is shown broken away to indicate indeterminate length.

1 Claim, 3 Drawing Sheets

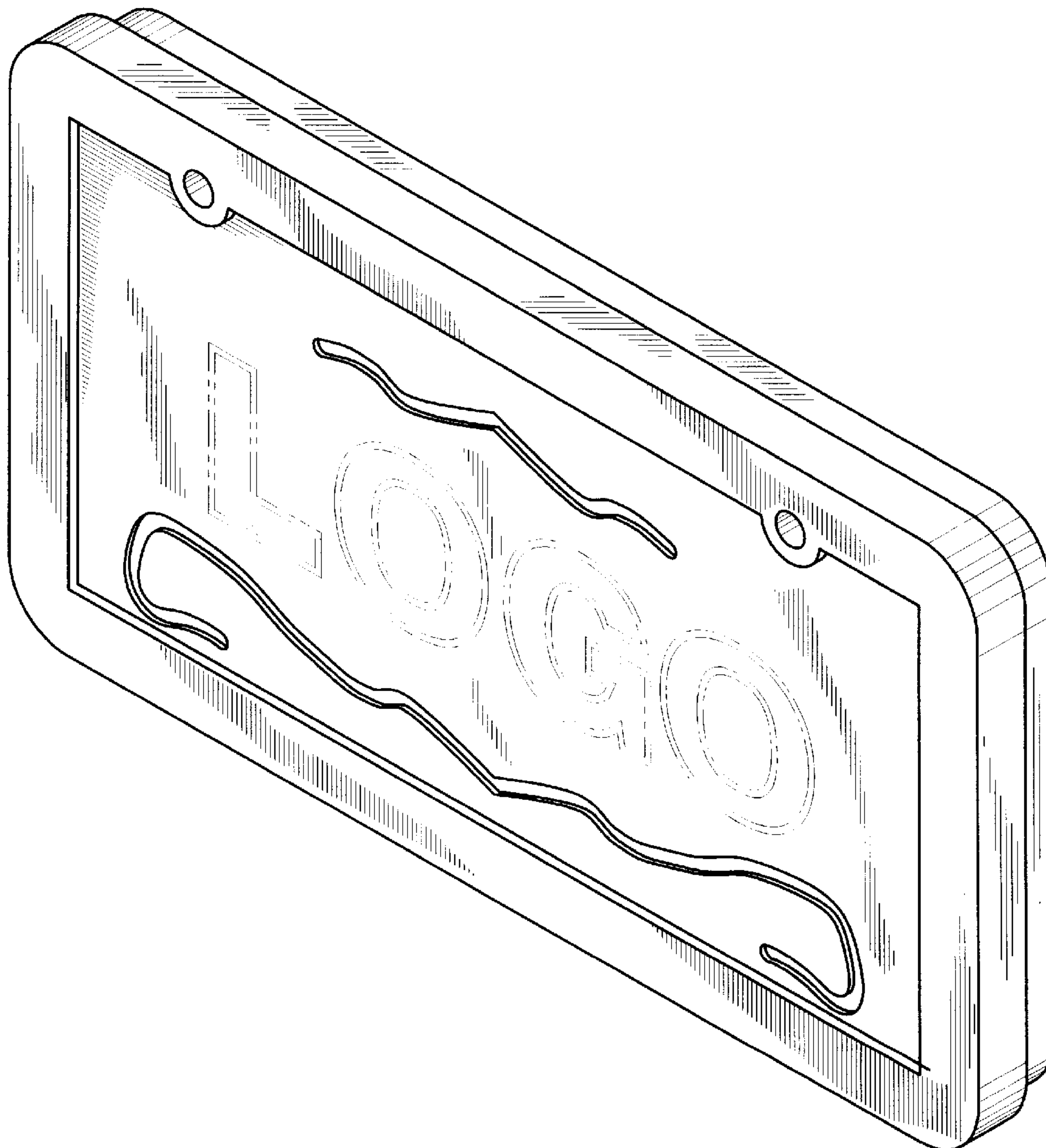


FIG. 1




FIG. 2

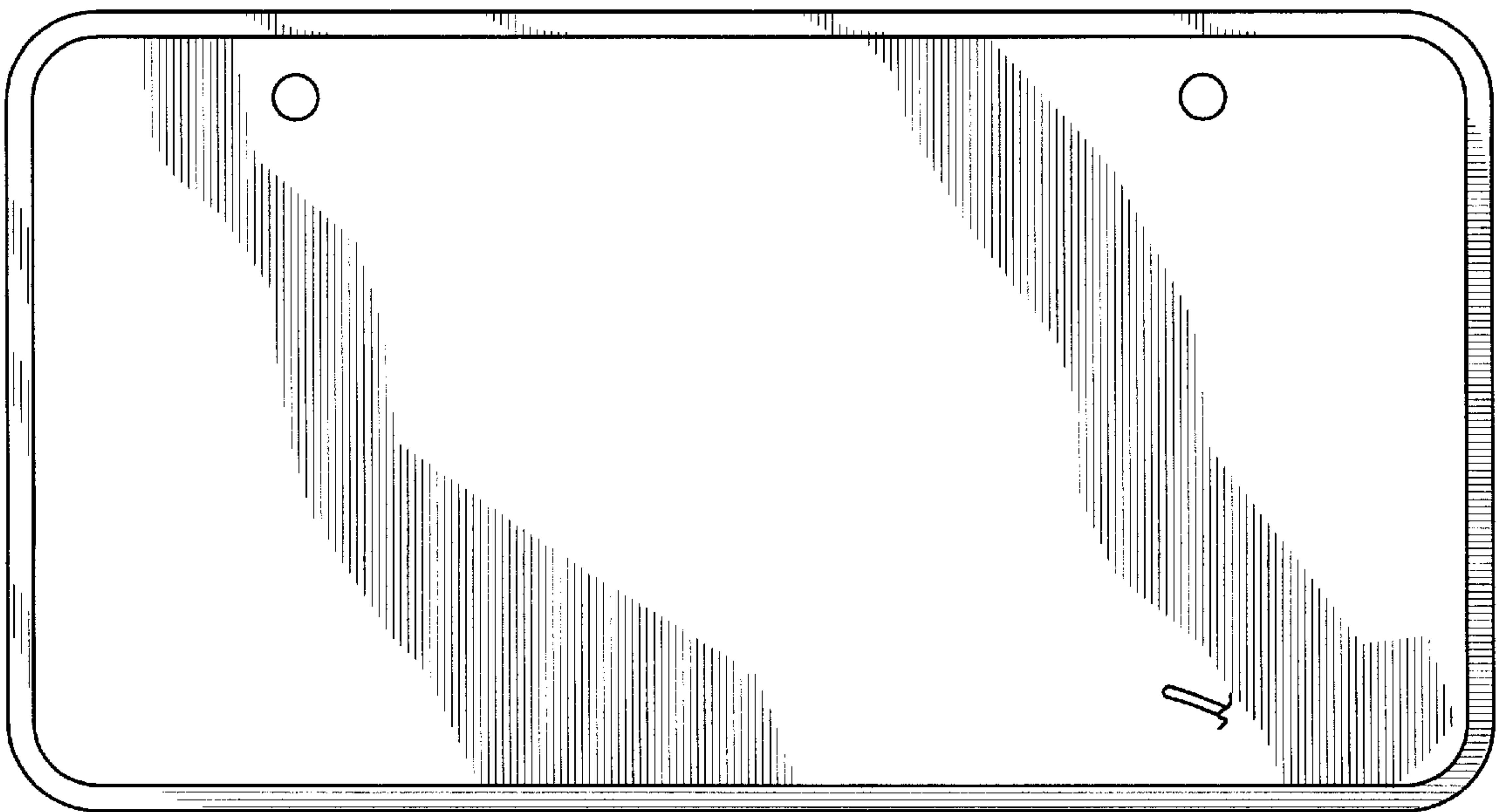


FIG. 3




FIG. 4




FIG. 5




FIG. 6

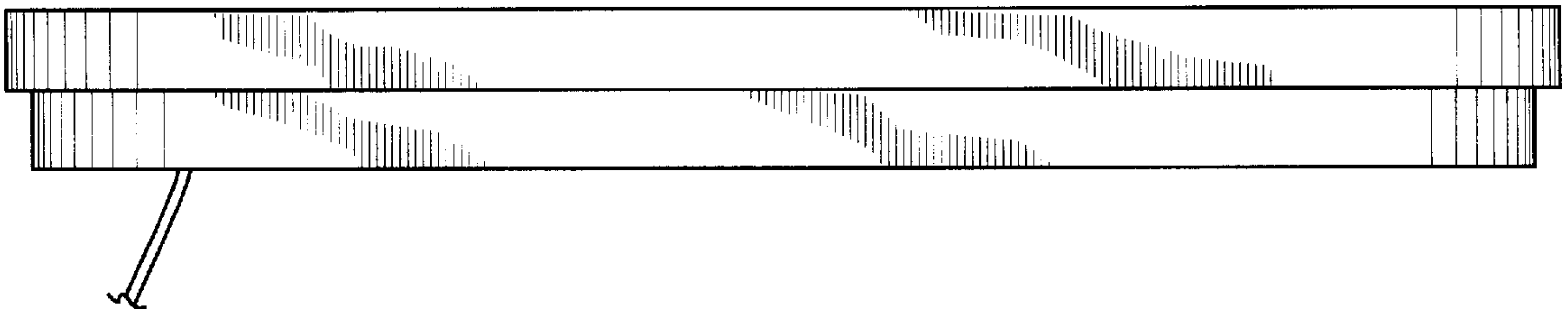


FIG. 7

