



US00D416939S

United States Patent [19] Marsy

[11] **Patent Number: Des. 416,939**

[45] **Date of Patent: ** Nov. 23, 1999**

[54] **PATTERN STORAGE UNIT**

[76] Inventor: **Susan Marsy**, 404 E. Breen Ave.,
Kingsford, Mich. 49802

[**] Term: **14 Years**

[21] Appl. No.: **29/092,883**

[22] Filed: **Aug. 28, 1998**

[51] **LOC (6) Cl. 19-04**

[52] **U.S. Cl. D19/33; D19/27; D19/86;
D19/90**

[58] **Field of Search D19/1, 2, 3, 26,
D19/27, 32, 33, 75, 78, 86, 90, 91, 99,
100; 281/15.1, 19.1, 20, 21.1, 31, 38, 44,
45, 51; 402/79, 80 R; 40/359, 120, 904;
229/67.1**

[56] **References Cited**

U.S. PATENT DOCUMENTS

D. 240,815	8/1976	Peterson	D19/33
D. 407,435	3/1999	Tell	D19/33
2,960,783	11/1960	Nichols	40/120
3,605,287	9/1971	Jonesi	281/15.1

4,566,721	1/1986	Friedman et al.	281/31
4,849,056	7/1989	Ristuccia, Sr.	402/79
4,954,003	9/1990	Shea	402/79
5,265,359	11/1993	Glazer et al.	402/79 X
5,788,283	8/1998	Adler	281/38

Primary Examiner—Martie K. Holtje
Attorney, Agent, or Firm—Barbara M. Burns

[57] **CLAIM**

The ornamental design for a pattern storage unit, as shown and described.

DESCRIPTION

FIG. 1 is a front view of the preferred embodiment of the invention;

FIG. 2 is a rear end view thereof;

FIG. 3 is a right side view thereof;

FIG. 4 is a left side view thereof;

FIG. 5 is a top view thereof; and,

FIG. 6 is a bottom view thereof.

The pattern depicted by means of broken lines in FIG. 1 and 2 has been shown for illustrative purposes only and forms no part of the claimed design.

1 Claim, 2 Drawing Sheets




FIG 1




FIG 2

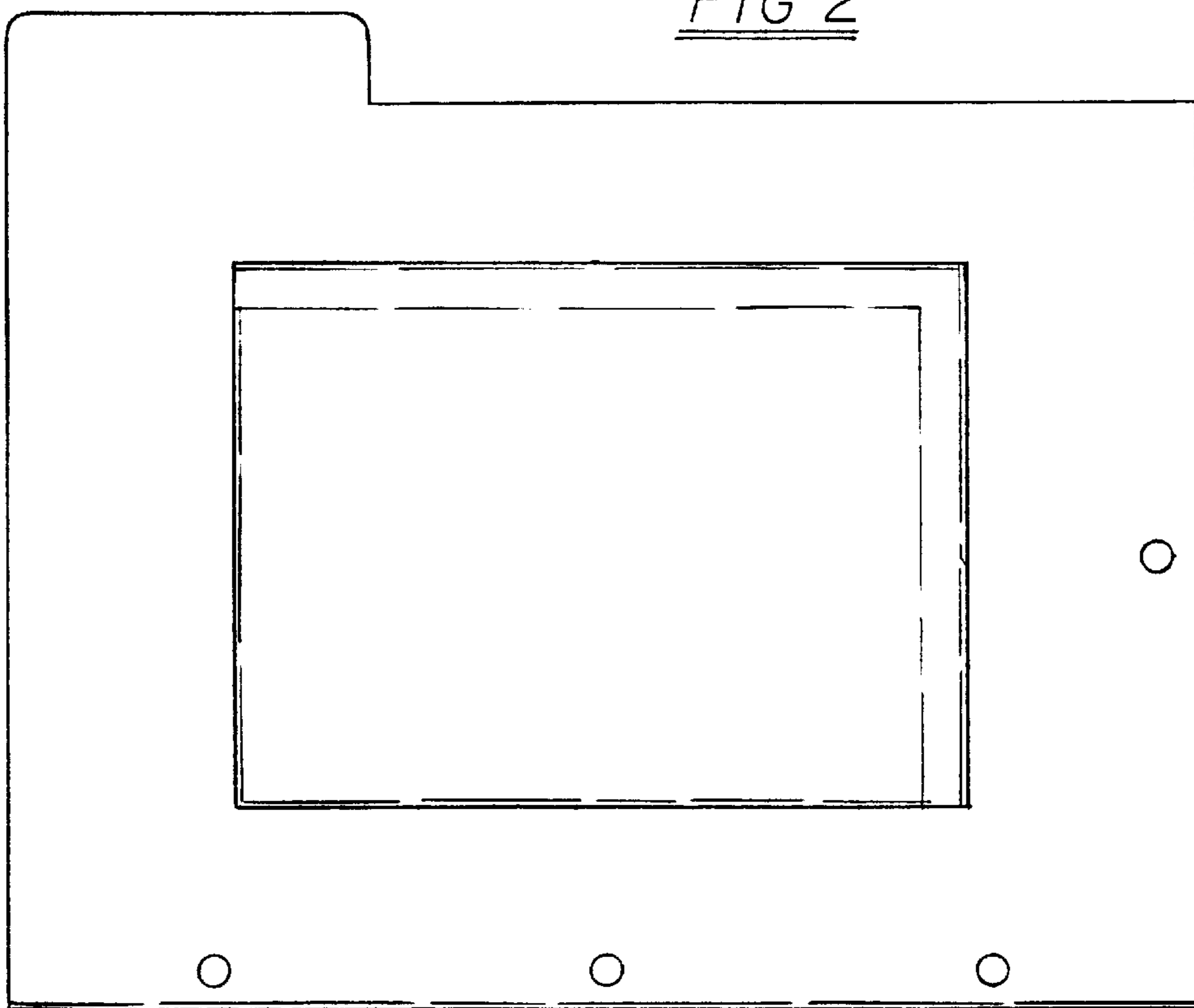


FIG 3



FIG 4



FIG 5



FIG 6

