



US00D416938S

United States Patent [19] Wolf

[11] **Patent Number: Des. 416,938**

[45] **Date of Patent: ** Nov. 23, 1999**

[54] **SAMPLE BINDER**

[75] Inventor: **Paul N. Wolf**, Cedar Grove, N.J.

[73] Assignee: **International Service Group, LLC**,
Elizabeth, N.J.

[**] Term: **14 Years**

[21] Appl. No.: **29/077,752**

[22] Filed: **Oct. 8, 1997**

[51] **LOC (6) Cl. 19-04**

[52] **U.S. Cl. D19/32; D19/100**

[58] **Field of Search D6/467; D19/26,**
D19/27, 32, 77, 99, 100; 281/15.1, 17,
21.1, 22, 38, 42, 45, 46, 48; 402/8, 17,
18, 19, 21, 75, 79, 80 R; 211/40, 13.1,
41.1

[56] **References Cited**

U.S. PATENT DOCUMENTS

D. 146,470	3/1947	Fresco	D19/77
0,242,120	5/1881	Eastman	211/13.1
D. 310,242	8/1990	Beck	D19/32
D. 318,687	7/1991	Beck	D19/32
D. 401,451	11/1998	Sherman	D6/467
2,127,619	8/1938	Rosenthal .	
3,793,758	2/1974	Feldhusen et al. .	
3,909,141	9/1975	Staas .	
4,180,341	12/1979	Langhorst .	
4,445,710	5/1984	Borel .	
4,601,489	7/1986	Stancato .	
4,661,006	4/1987	Stevens	402/18
4,896,900	1/1990	Hong .	
4,949,997	8/1990	Champagne .	
5,104,147	4/1992	King .	

5,186,496	2/1993	Seki .	
5,195,782	3/1993	Schroeder .	
5,215,198	6/1993	Sutton	211/40
5,433,480	7/1995	Gresham et al.	281/17

FOREIGN PATENT DOCUMENTS

2318394	11/1973	Germany .
165974	6/1971	Netherlands .

Primary Examiner—Martie K. Holtje
Attorney, Agent, or Firm—Lerner, David, Littenberg,
Krumholz & Mentlik, LLP

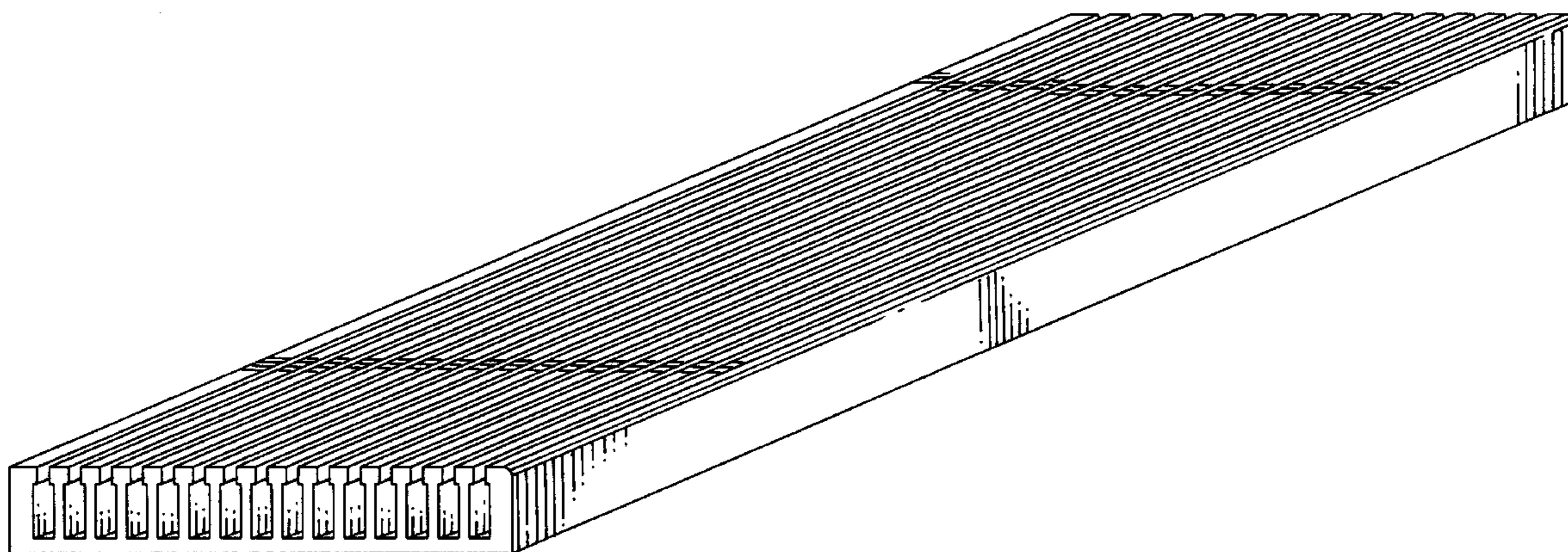
[57] **CLAIM**

The ornamental design for a sample binder, as shown and described.

DESCRIPTION

FIG. 1 is a perspective view of a sample binder showing my new design;
 FIG. 2 is a front elevational view, the rear elevational view being identical thereto;
 FIG. 3 is a left side elevational view;
 FIG. 4 is a right side elevational view;
 FIG. 5 is a top plan view;
 FIG. 6 is a bottom plan view;
 FIG. 7 is a perspective view of a second embodiment of a sample binder showing my new design;
 FIG. 8 is a front elevational view, the rear elevational view being identical thereto;
 FIG. 9 is a left side elevational view;
 FIG. 10 is a right side elevational view;
 FIG. 11 is a top plan view; and,
 FIG. 12 is a bottom plan view.

1 Claim, 6 Drawing Sheets



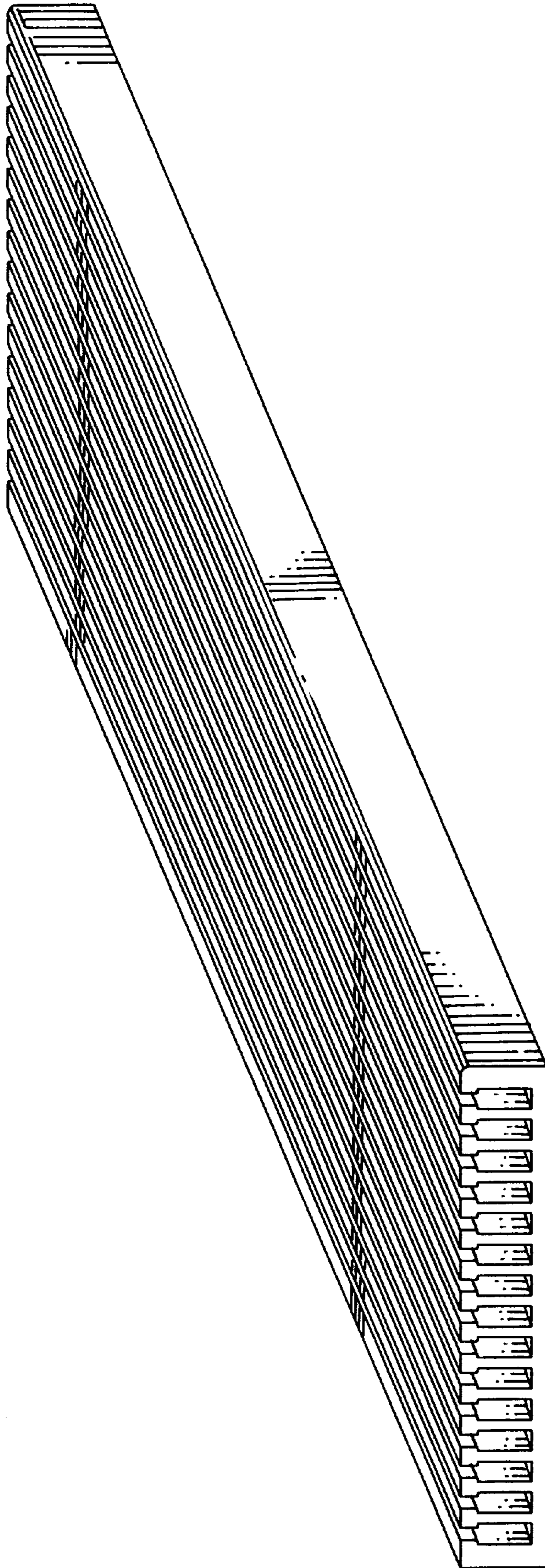


FIG. 1

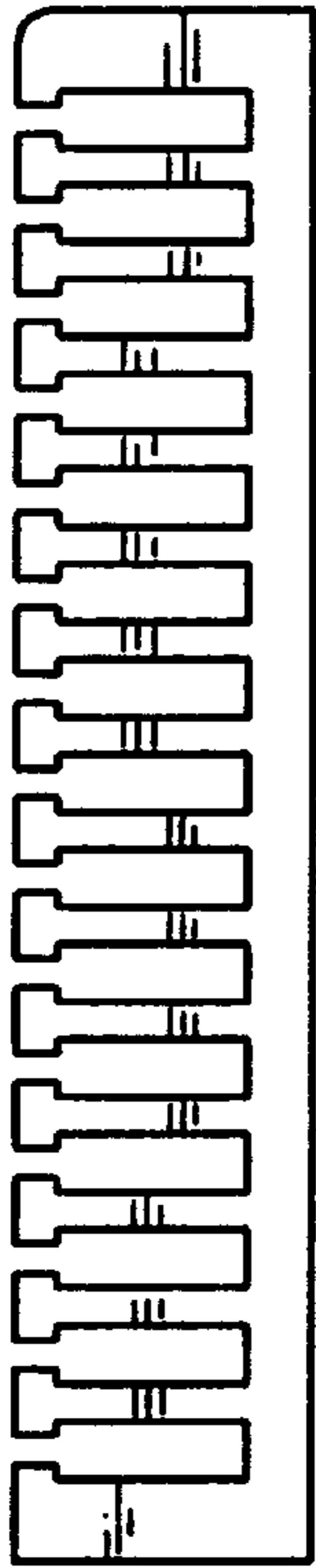


FIG. 2




FIG. 3



FIG. 4




FIG. 5




FIG. 6

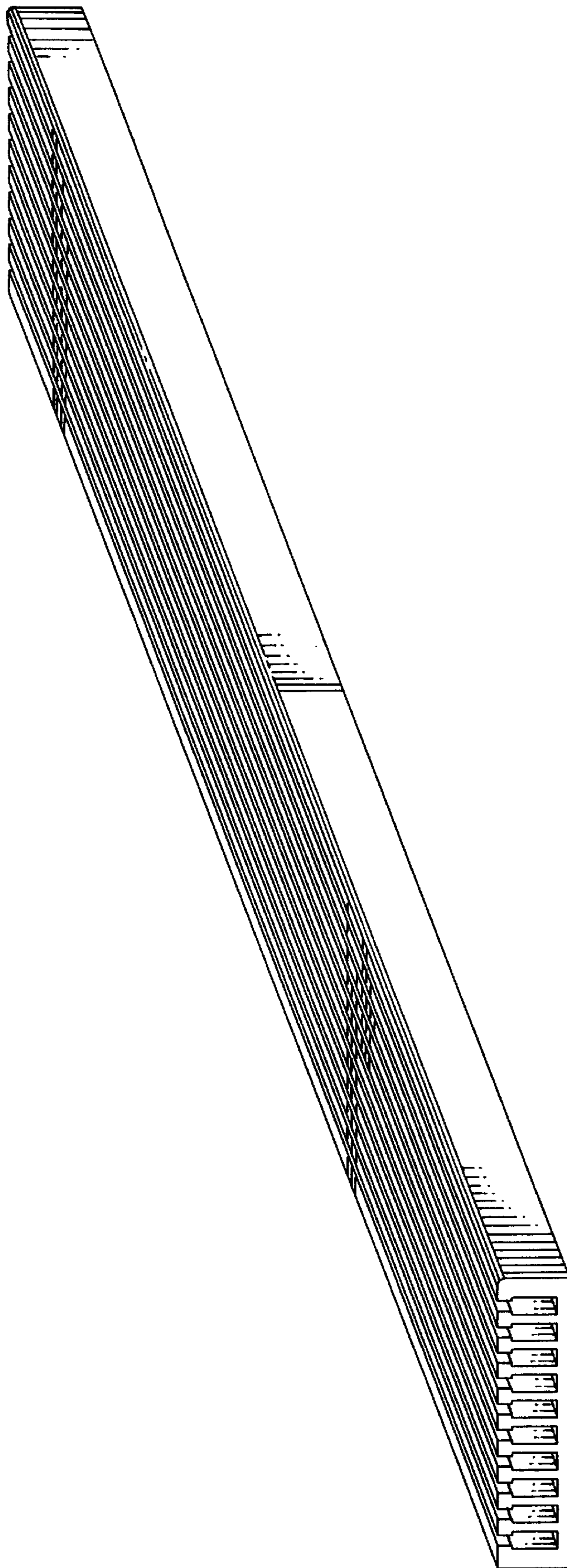


FIG. 7

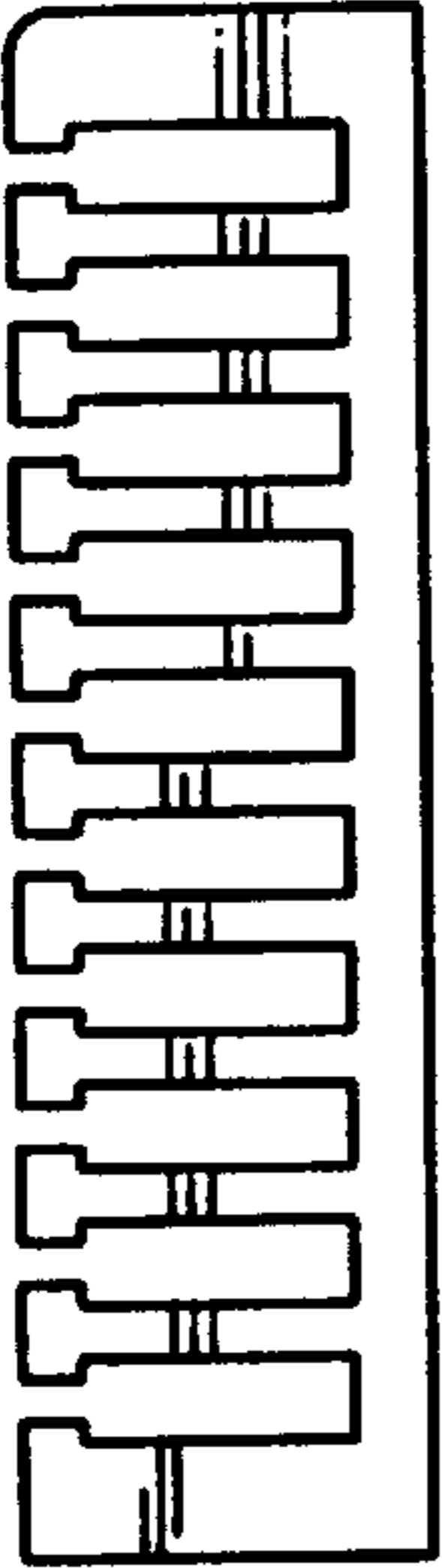


FIG. 8




FIG. 9




FIG. 10




FIG. 11




FIG. 12