



US00D416916S

# United States Patent [19]

[11] Patent Number: Des. 416,916

Wilson et al.

[45] Date of Patent: \*\* \*Nov. 23, 1999

## [54] FUEL DISPENSER HOUSING

## OTHER PUBLICATIONS

[75] Inventors: **Amy H. Wilson**, Greensboro; **Paul D. Miller**, Winston Salem, both of N.C.; **Cheryl Felix**, Bedford, Mass.

“BP Apollo—NZ Trial Site Review” (Aug. 14, 1998).

“Loyalty Builders”. No Date.

“V390” (1994).

“V390U” (1994).

[73] Assignee: **Gilbarco Inc.**, Greensboro, N.C.

“Customer Interface Terminal”. No Date.

“Horizon 2000 Series Dispenser”. No Date.

[\*] Notice: This patent is subject to a terminal disclaimer.

“The Premier Series H422B: with Insight” (Aug. 1997).

“Dispensers”. No Date.

[\*\*] Term: **14 Years**

“The Advantage Series Model Guide” by Gilbarco Inc. (1996).

“Multidispenser Advantage”. No Date.

[21] Appl. No.: **29/091,034**

“Universal Univision” by Universal Epsco, Inc. (1995).

[22] Filed: **Jul. 22, 1998**

“Centurion—A Sophisticated and Reliable Dispenser” by Schlumberger Electronics Transaction (1997).

[51] **LOC (6) Cl.** ..... **15-02**

[52] **U.S. Cl.** ..... **D15/9.2**

[58] **Field of Search** ..... D15/9.1, 9.2; 222/25, 222/71, 74, 75, 383.1, 27; 137/234.6; 364/528.17; D25/56; D14/105; D99/43

*Primary Examiner*—Ralf Seifert

*Attorney, Agent, or Firm*—Jenkins & Wilson, P.A.

## [57] CLAIM

The ornamental design for a fuel dispenser housing, as shown and described.

## [56] References Cited

## DESCRIPTION

### U.S. PATENT DOCUMENTS

D. 244,563	5/1977	Taylor et al.	.....	D52/2
D. 262,971	2/1982	Robinson, Jr. et al.	.....	D15/9.2
D. 265,092	6/1982	Robinson, Jr. et al.	.....	D15/9.2
D. 273,791	5/1984	Monigle et al.	.....	D15/9.1
D. 287,498	12/1986	Monigle et al.	.....	D15/9.2
D. 303,803	10/1989	Phillips	.....	D25/56
D. 306,719	3/1990	Austin et al.	.....	D14/105
D. 309,144	7/1990	Austin et al.	.....	D15/9.2
D. 316,471	4/1991	Austin et al.	.....	D99/43
D. 395,052	6/1998	Krone et al.	.....	D15/9.1
D. 396,047	7/1998	Krone et al.	.....	D15/9.1
4,576,312	3/1986	Swick, Jr.	.....	D15/9.2

FIG. 1 is a perspective view of the fuel dispenser housing; FIG. 2 is a front elevational view thereof, the opposite side view being the same;


FIG. 3 is a side elevational view thereof, the opposite side view being the same;

FIG. 4 is a top plan view thereof; and,

FIG. 5 is a bottom plan view thereof.

It being understood that the broken lines in FIGS. 1 and 2 are for illustrative purposes only and form no part of the claimed design.

**1 Claim, 4 Drawing Sheets**






FIG. 1

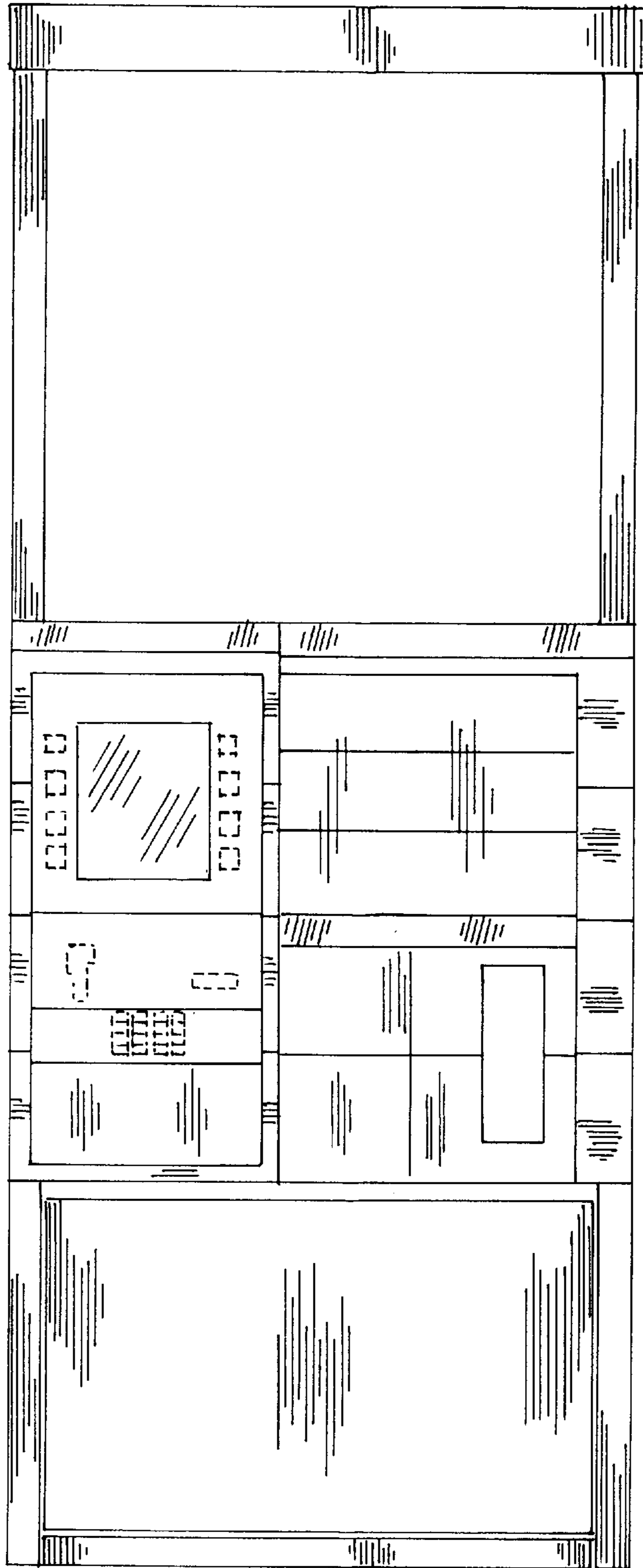


Fig.2

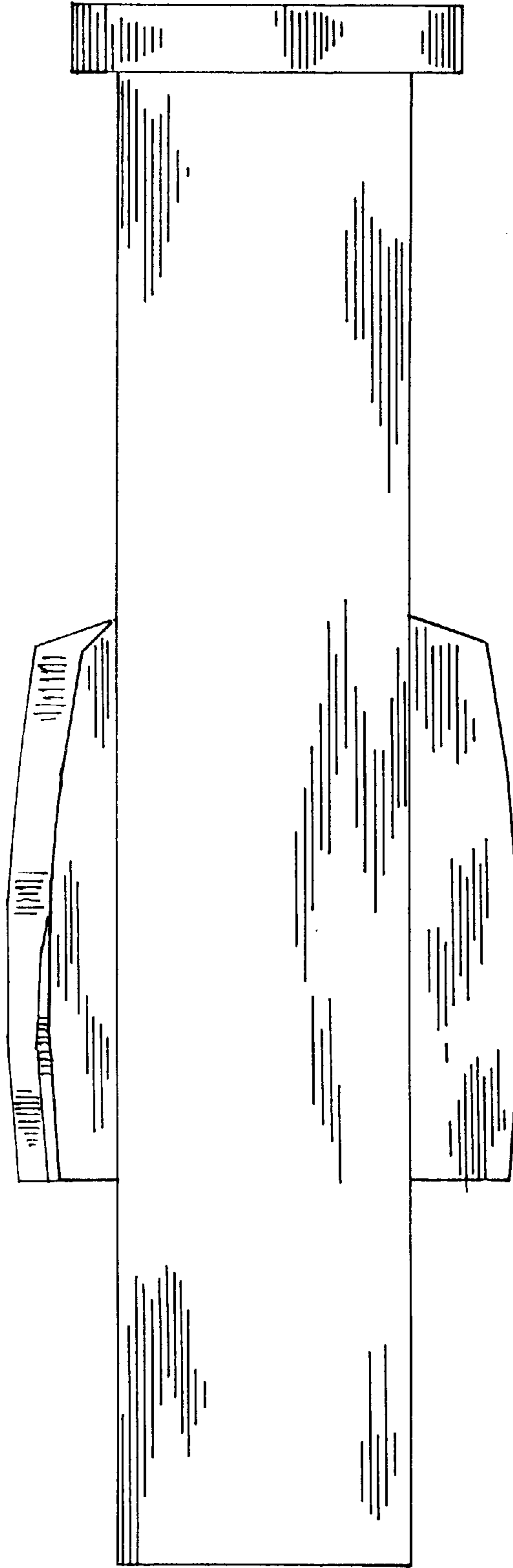


Fig. 3

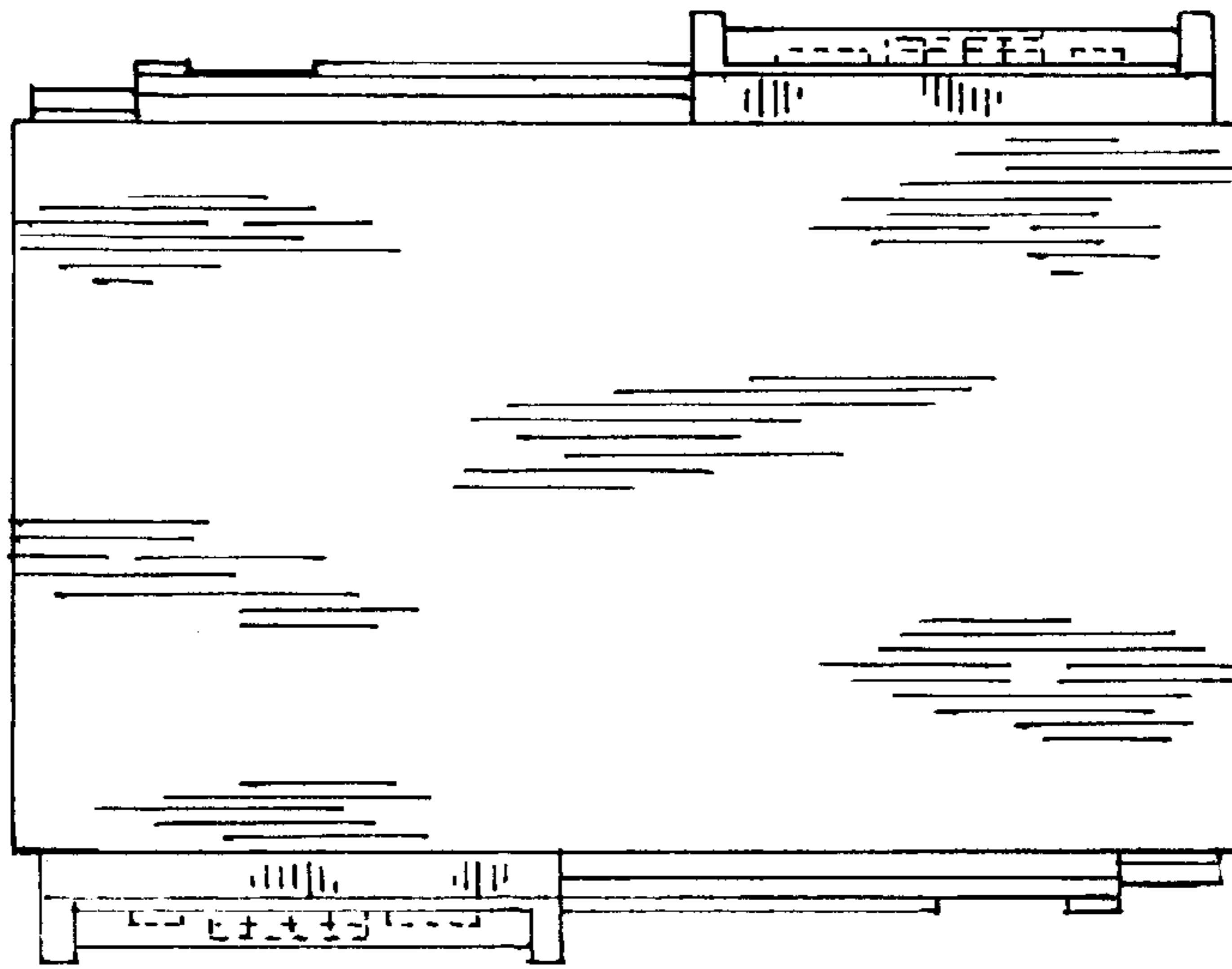


FIG. 4

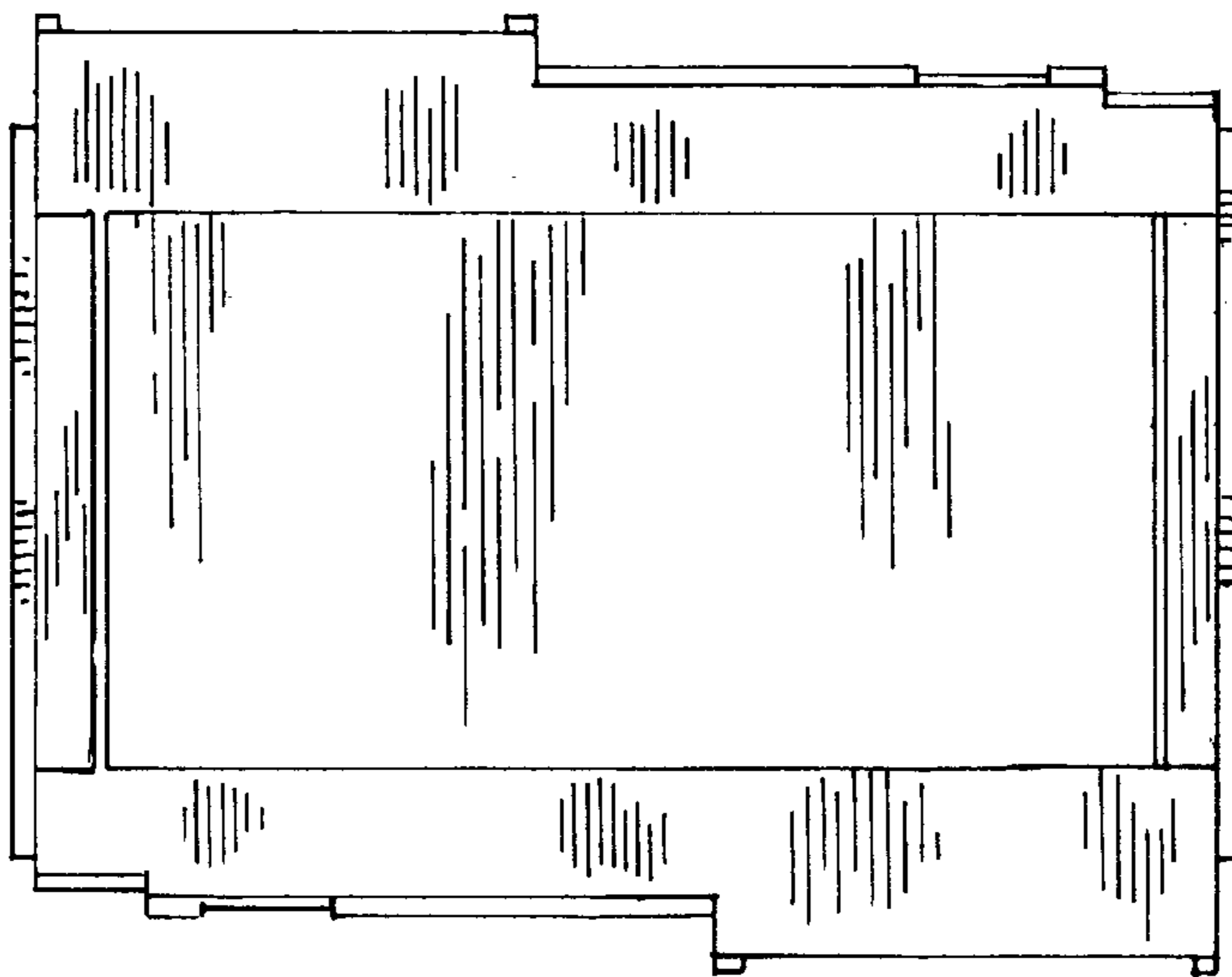


FIG. 5