



US00D416889S

# United States Patent [19] Amron

[11] Patent Number: **Des. 416,889**

[45] Date of Patent: **\*\* \*Nov. 23, 1999**

[54] **MOTION PICTURE PLAYER**

[75] Inventor: **Alan Amron**, Syosset, N.Y.

[73] Assignee: **VideoChip Technologies**

[\*] Notice: This patent is subject to a terminal disclaimer.

[\*\*] Term: **14 Years**

4,662,635 5/1987 Enokian ..... 463/31  
 5,046,739 9/1991 Reichow ..... 273/148 B  
 5,393,071 2/1995 Best ..... 463/35  
 5,601,487 2/1997 Oshima et al. .... 463/4  
 5,661,632 8/1997 Register ..... 345/905 X  
 5,736,975 4/1998 Lunetta ..... 345/156  
 5,743,801 4/1998 Welander ..... 463/44  
 5,766,077 6/1998 Hongo ..... 463/30  
 5,890,906 4/1999 Marcri et al. .... 345/156 X

[21] Appl. No.: **29/093,158**

[22] Filed: **Sep. 4, 1998**

[51] **LOC (6) Cl.** ..... **14-02**

[52] **U.S. Cl.** ..... **D14/124**

[58] **Field of Search** ..... D14/124, 125,  
 D14/114.3-114.9, 117.1; D21/329, 324,  
 333; 273/148 B, 244, 247; 463/1, 4, 5,  
 29-47; 345/348, 133, 139, 905, 967, 976,  
 977

*Primary Examiner*—Prabhakar Deshmukh  
*Attorney, Agent, or Firm*—Eliot Gerber, Esq.

### [57] CLAIM

The ornamental design for a motion picture player, as shown and described.

### DESCRIPTION

FIG. 1 is a front elevational view of a motion picture player showing my new design;  
 FIG. 2 is a rear elevational view thereof;  
 FIG. 3 is a right side elevational view thereof;  
 FIG. 4 is a left side elevational view thereof;  
 FIG. 5 is a top plan view thereof; and,  
 FIG. 6 is a bottom plan view thereof.

[56] **References Cited**  
 U.S. PATENT DOCUMENTS

D. 397,370 8/1998 Chen ..... D21/329  
 4,438,926 3/1984 Yokoi et al. .... 463/29

**1 Claim, 1 Drawing Sheet**

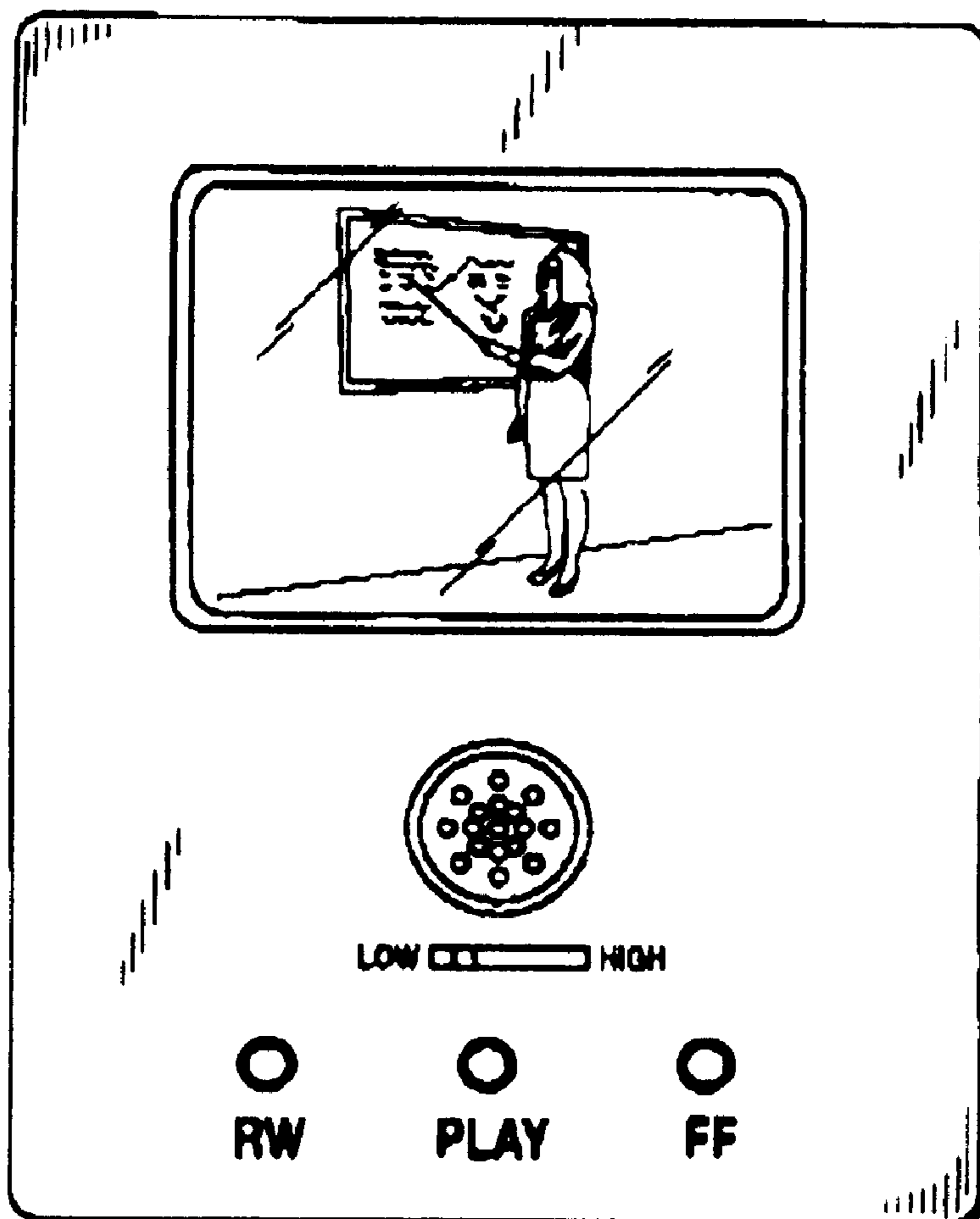


FIG. 1

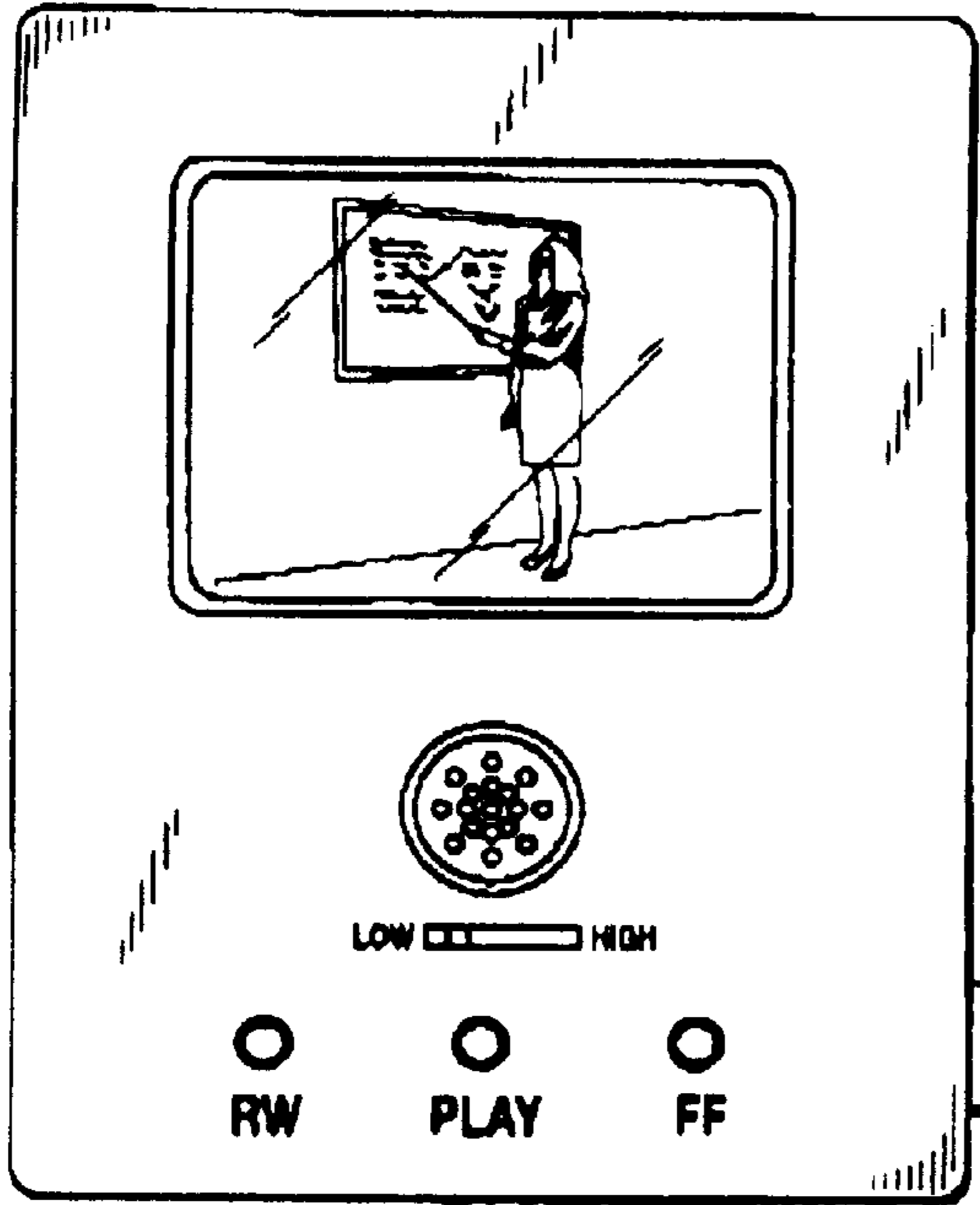


FIG. 2

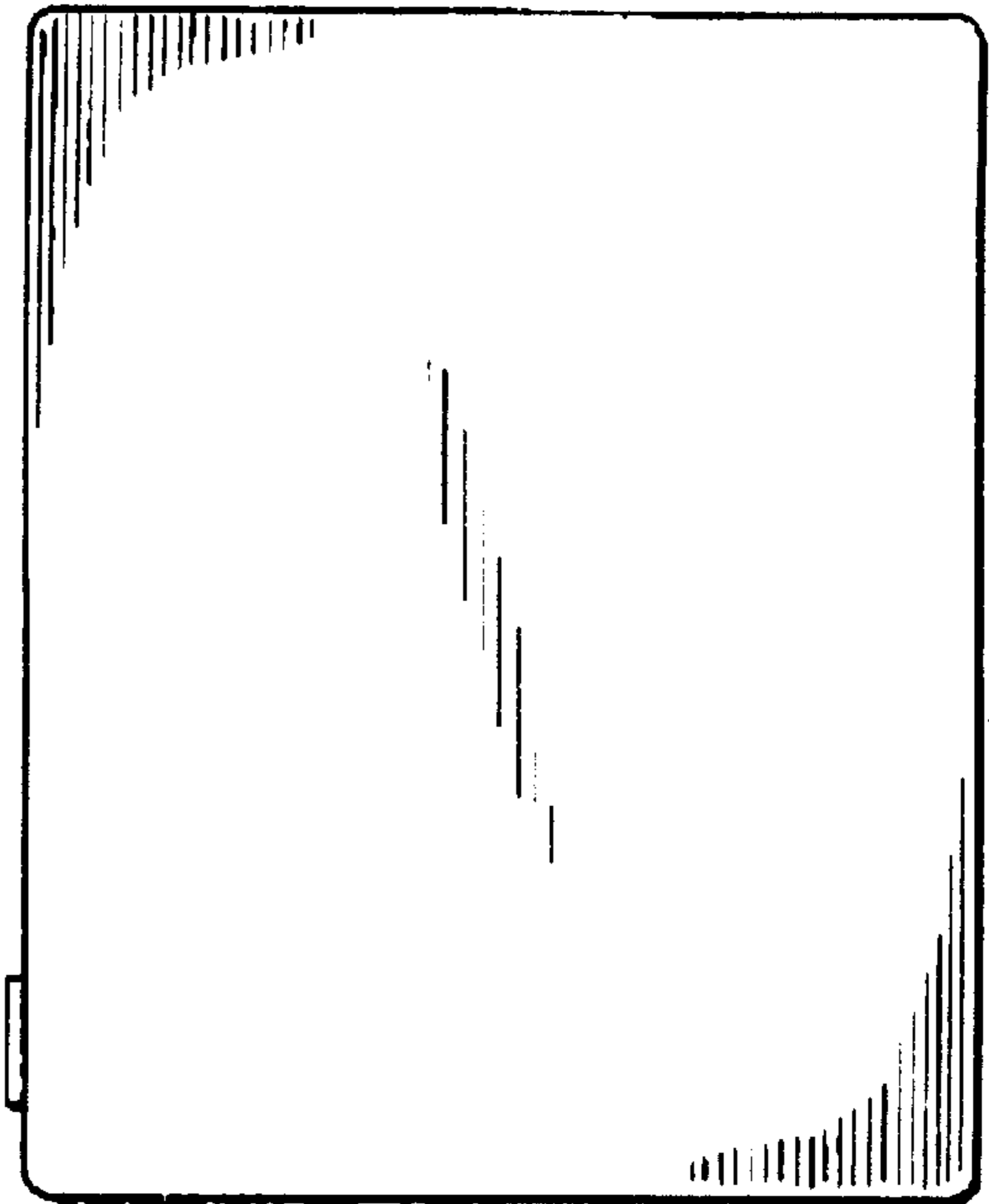


FIG. 3



FIG. 4



FIG. 5



FIG. 6

