



US00D416838S

# United States Patent [19] Cercek et al.

[11] **Patent Number: Des. 416,838**

[45] **Date of Patent: \*\* Nov. 23, 1999**

[54] **PNEUMATIC TIRE TREAD AND BUTTRESS**

Toyo M610Z Tire, 1997 Tread Design Guide, p. 164, Jan. 1997.

[75] Inventors: **Edward P Cercek**, Mogadore; **Mark D Slingluff**, North Canton, both of Ohio

[73] Assignee: **Kumho & Co, Inc**, Kwangju, Rep. of Korea

*Primary Examiner*—Robert M. Spear  
*Attorney, Agent, or Firm*—Paul E Milliken; Ray L Weber; Lee A Germain

[\*\*] Term: **14 Years**

[21] Appl. No.: **29/099,199**

[22] Filed: **Jan. 15, 1999**

[51] **LOC (6) Cl.** ..... **12-15**

[52] **U.S. Cl.** ..... **D12/147**

[58] **Field of Search** ..... D12/136-152;  
152/209.1, 209.8, 209.9, 209.11, 209.13,  
209.16, 209.18, 209.19, 209.28, 900, 901,  
902, 903

## [57] CLAIM

The ornamental design for a pneumatic tire tread and buttress, as shown and described.

## DESCRIPTION

FIG. 1 is a perspective view of a pneumatic tire tread and buttress showing our new design, it being understood that the tread pattern repeats uniformly throughout the circumference of the tire tread;

FIG. 2 is a front elevational view thereof;

FIG. 3 is a side elevational view thereof with the opposite side being substantially a mirror image thereof; and,

FIG. 4 is a greatly enlarged fragmentary perspective view thereof.

The broken lines depicting the tire inner bead and sidewall and the peripheral boundary between the tire buttress and the sidewall are for illustrative purposes only and form no part of the claimed design.

## [56] References Cited

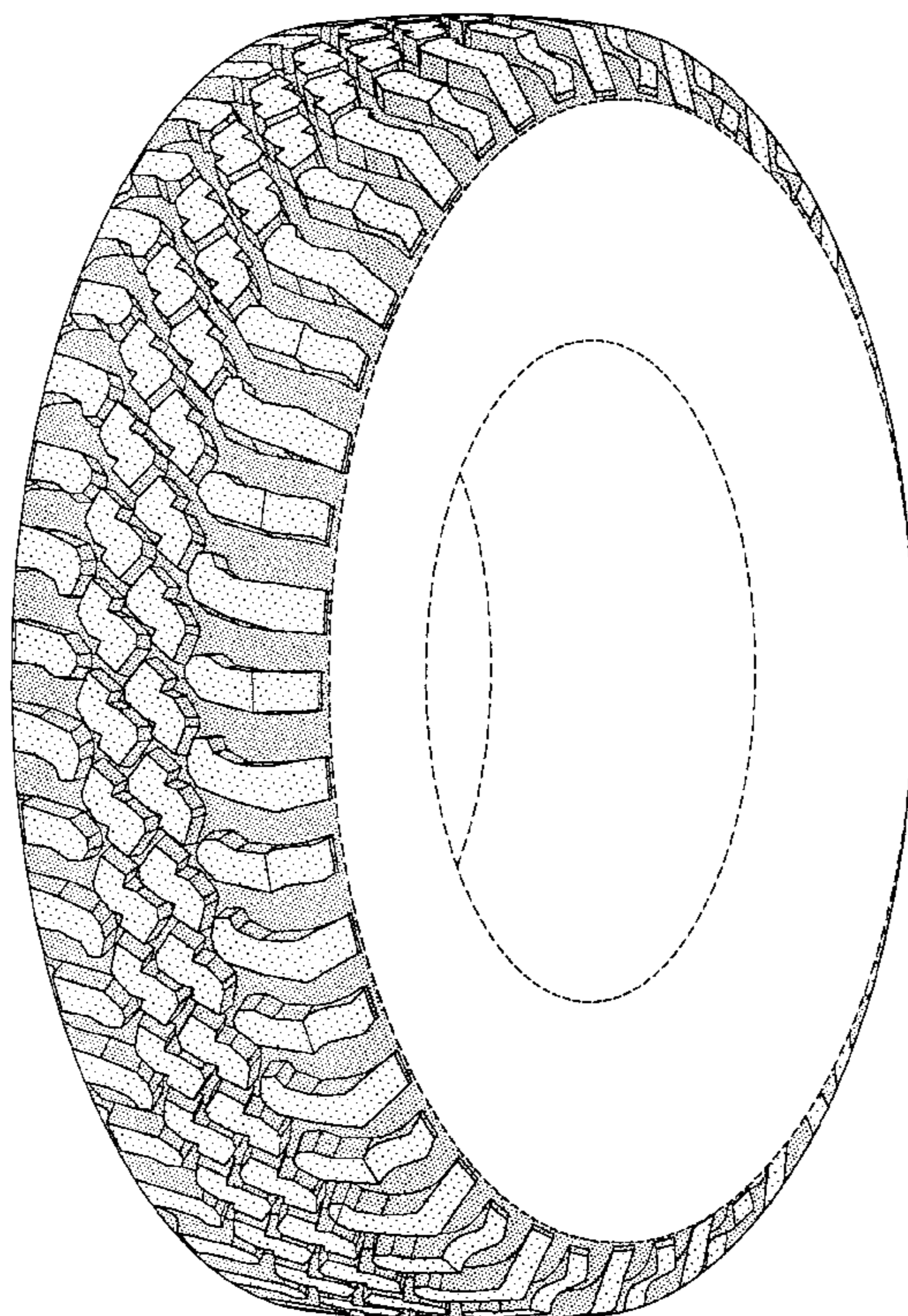
### U.S. PATENT DOCUMENTS

D. 284,179	6/1986	Kemp	.....	D12/147
D. 294,815	3/1988	Nagayasu	.....	D12/147
D. 336,269	6/1993	Hinrichsen et al.	.....	D12/147
D. 400,479	11/1998	Baus	.....	D12/147
D. 402,244	12/1998	Ando et al.	.....	D12/147
3,986,545	10/1976	Montagne	.....	152/209.1
4,982,775	1/1991	Matsumoto	.....	152/209.1

### OTHER PUBLICATIONS

Cooper Discoverer Radial STT Tire, 1997 Tread Design Guide, p. 20, Jan. 1997.  
Bridgestone M857 Tire, 1997 Tread Design Guide, p. 129, Jan. 1997.

**1 Claim, 4 Drawing Sheets**





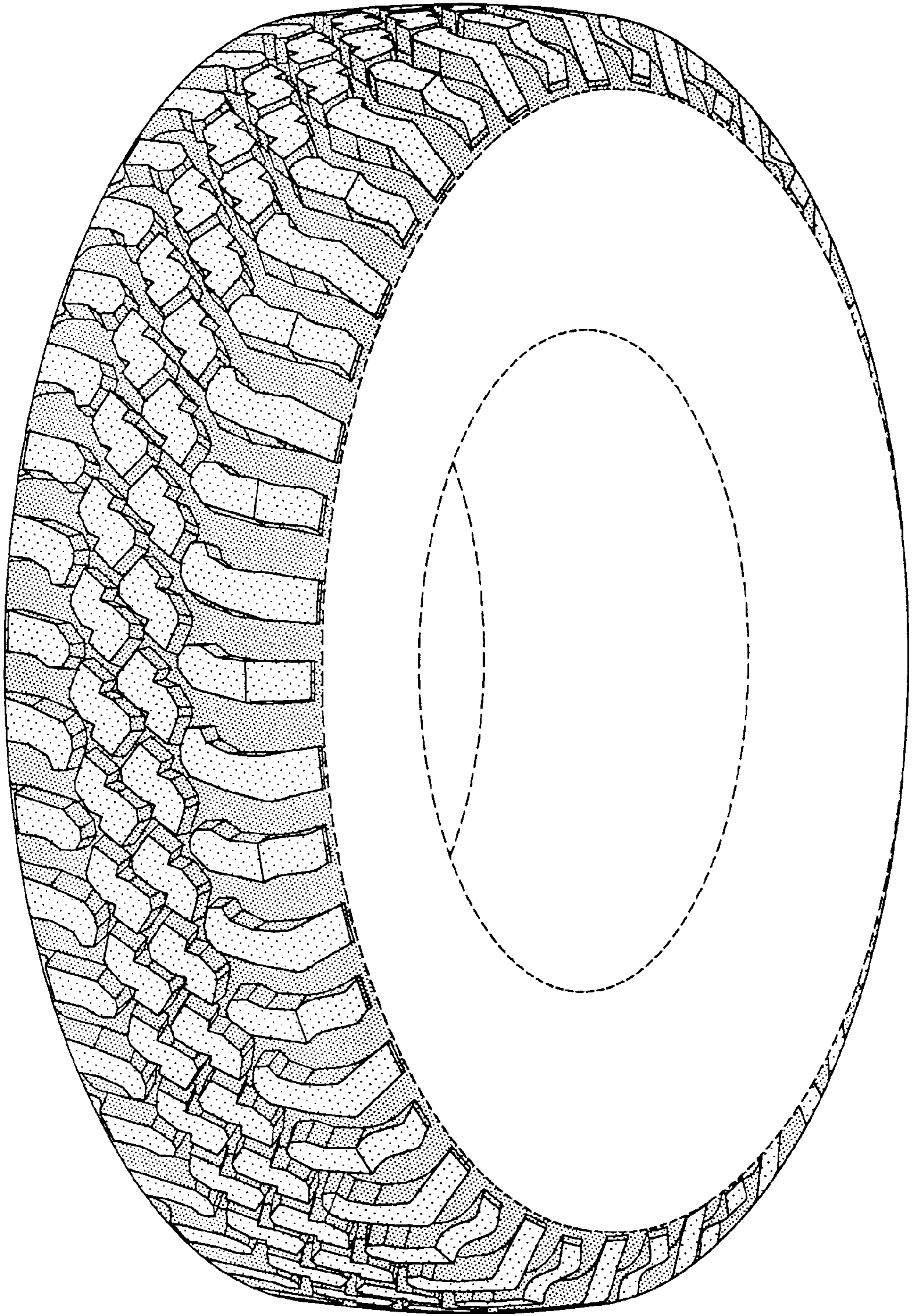


FIG-1



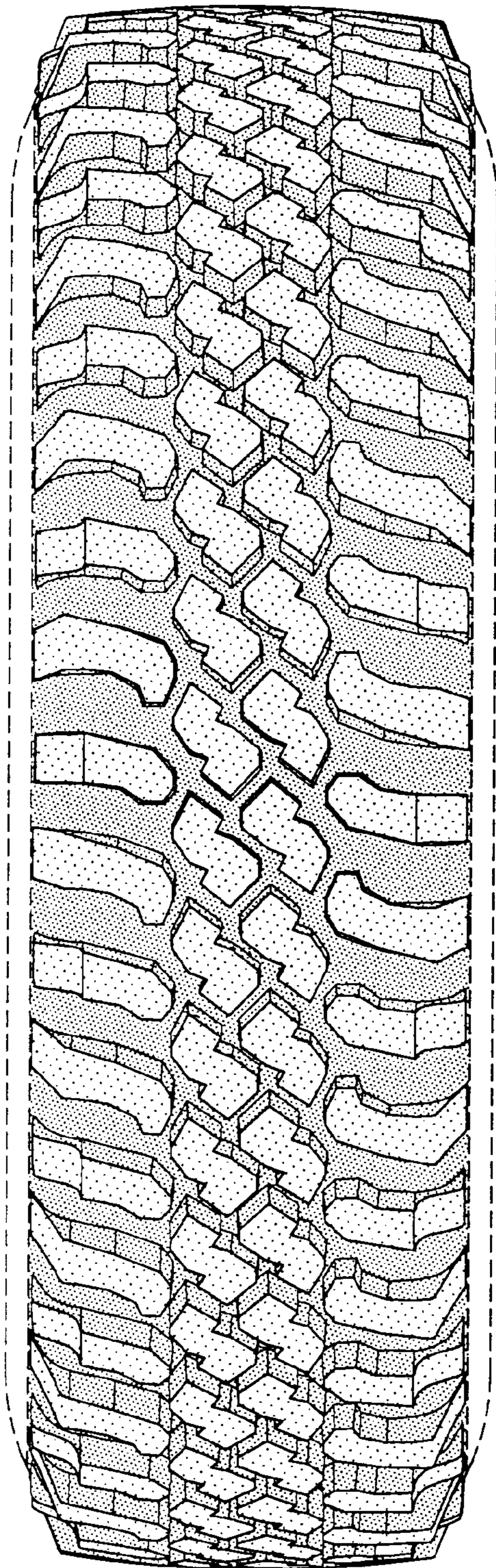


FIG-2

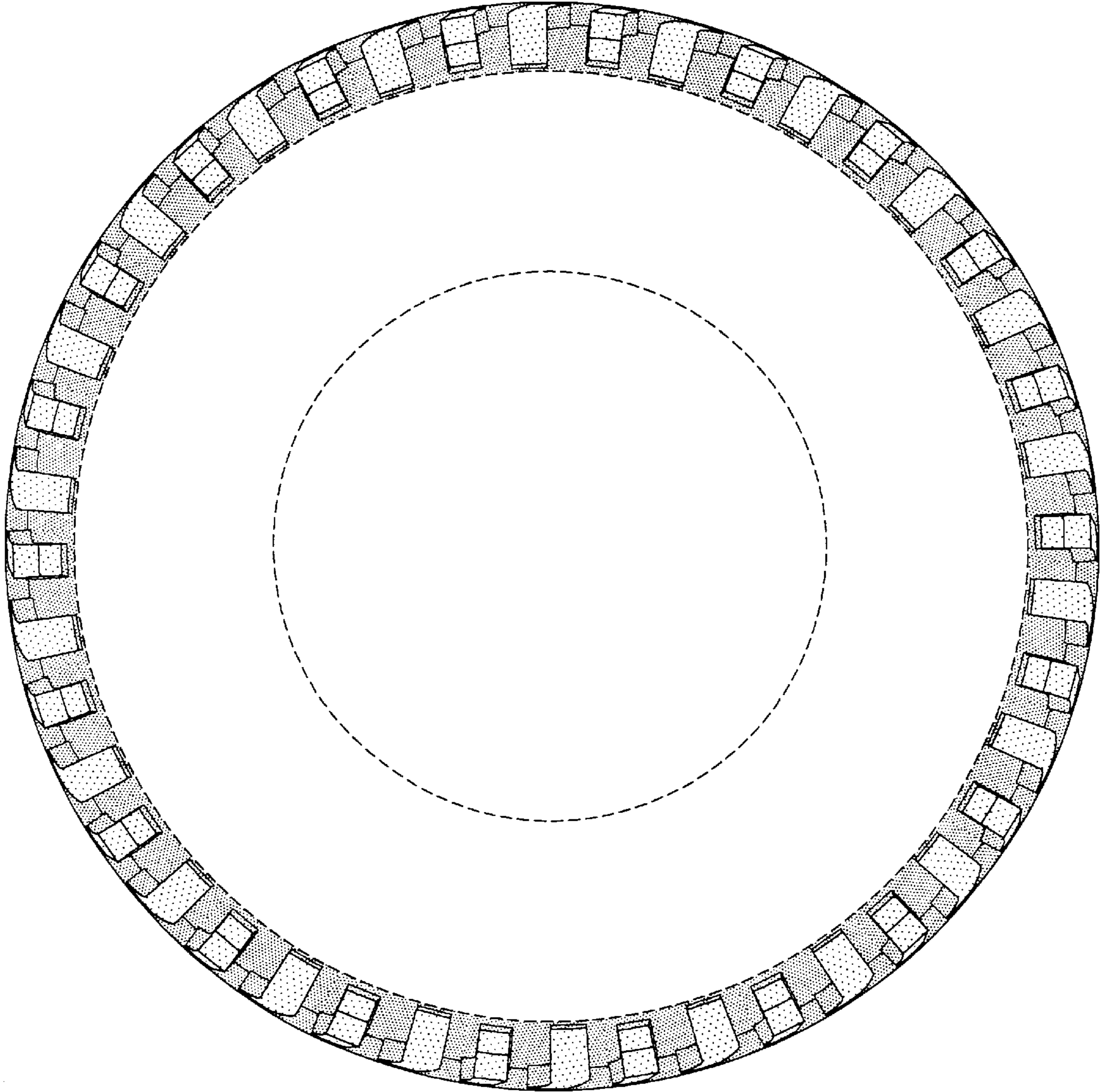


FIG-3



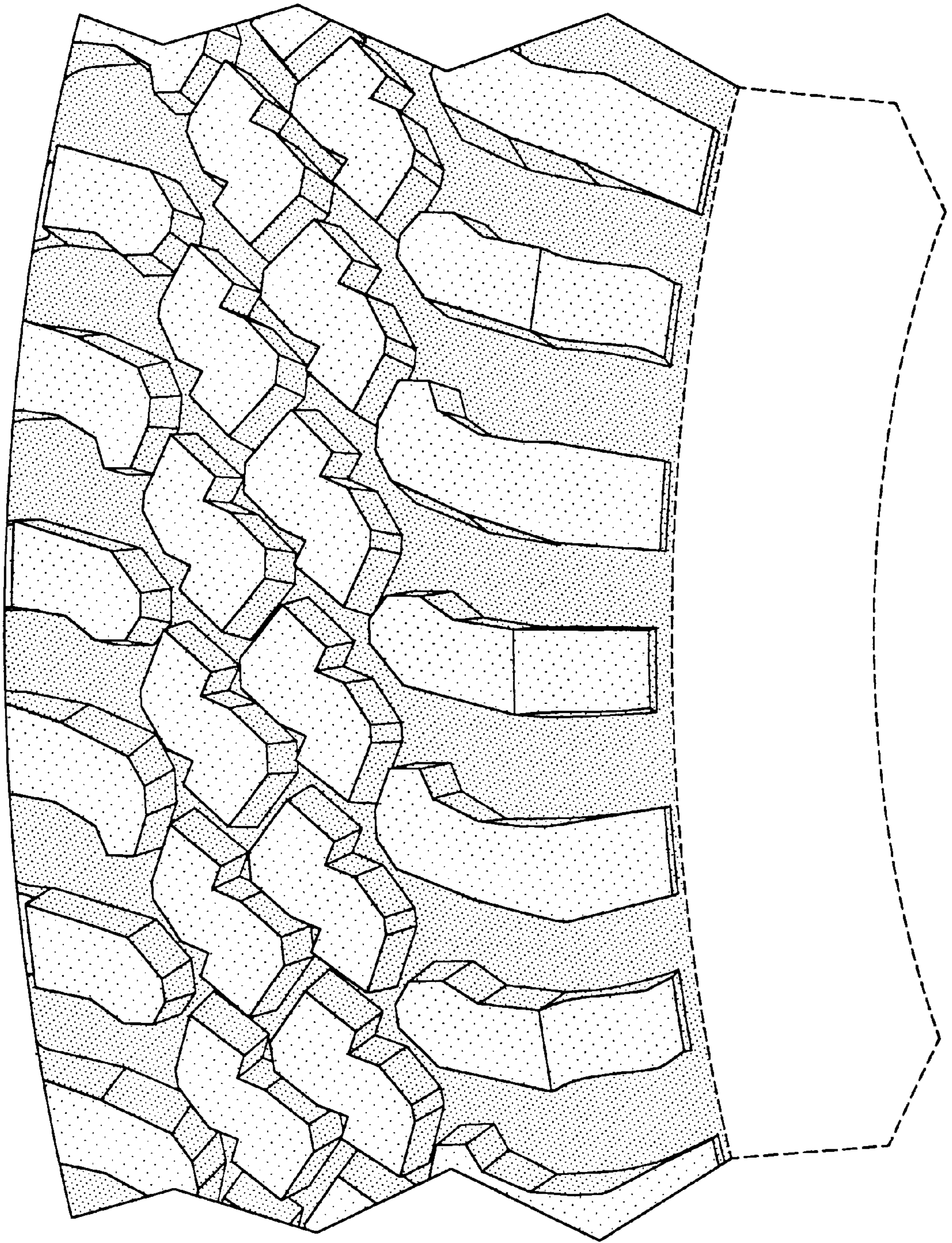


FIG-4