



US00D416834S

United States Patent [19]

Brown, IV et al.

[11] **Patent Number: Des. 416,834**

[45] **Date of Patent: ** Nov. 23, 1999**

[54] **TIRE TREAD**

[75] Inventors: **Joseph Nicholas Brown, IV**,
Simpsonville; **John Anthony Hutz**,
Greer, both of S.C.

[73] Assignee: **Michelin Recherche et Technique S.A.**, Switzerland

[**] Term: **14 Years**

[21] Appl. No.: **29/095,354**

[22] Filed: **Oct. 21, 1998**

[51] **LOC (6) Cl.** **12-15**

[52] **U.S. Cl.** **D12/147**

[58] **Field of Search** D12/136-152;
152/209.1, 209.8, 209.9, 209.11, 209.12,
209.13, 209.16, 209.18, 209.19, 209.21,
209.28, 900, 901, 902, 903

[56] **References Cited**

U.S. PATENT DOCUMENTS

D. 350,513	9/1994	Mehta et al.	D12/147
D. 381,000	7/1997	White	D12/147
D. 393,612	4/1998	Hino	D12/146
D. 402,243	12/1998	Heinen	D12/147

OTHER PUBLICATIONS

Dunlop Graspic S200Z Tire, 1997 Tread Design Guide, P. 26.

Yokohama TY503 Tire, 1997 Tread Design Guide, P. 166.

Tread Design Guide, 1996, p 60, Ohtsu Hi-Steel HS311.
Tread Design Guide, 1996, p. 29, Fulda Tramp 4x4 H.
Tread Design Guide, 1997, p. 21, Cordovan Grand Esprit HP130.
Tread Design Guide, 1997, p. 24, Dean Touring Edition
Tread Design Guide, 1997, p. 33, General Ameri*Tech ST.
Tread Design Guide, 1997, p. 48, Mastercraft A/S IV.
Tread Design Guide, 1997, p. 115, Remington Rimfire A/S.
Tread Design Guide, 1992, p. 21, Brigadier B/G 560 X/T.

Primary Examiner—Robert M. Spear

Attorney, Agent, or Firm—Alan A. Csontos; Robert R. Reed

[57] **CLAIM**

The ornamental design for a tire tread, as shown and described.

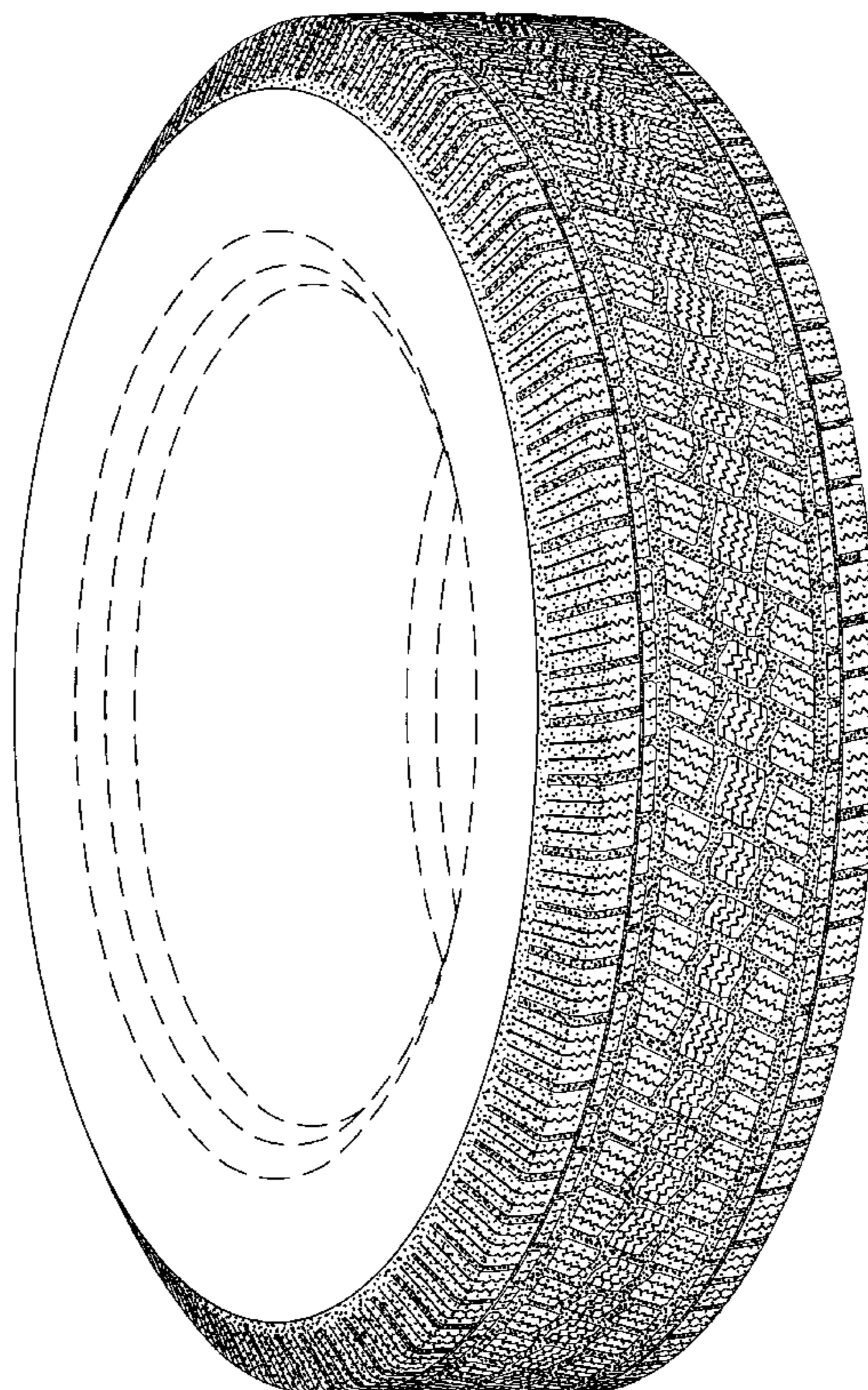
DESCRIPTION

FIG. 1 is a perspective view of a tire tread showing our new design, it being understood that the tread pattern repeats uniformly throughout the outer surface and shoulder circumference of the tire tread, the opposite side perspective view being identical thereto; and,

FIG. 2 is a enlarged fragmentary front elevation view of the tire tread thereof.

The broken line disclosure of the tire sidewall and inner bead is for illustrative purposes only and forms no part of the claimed design.

1 Claim, 2 Drawing Sheets



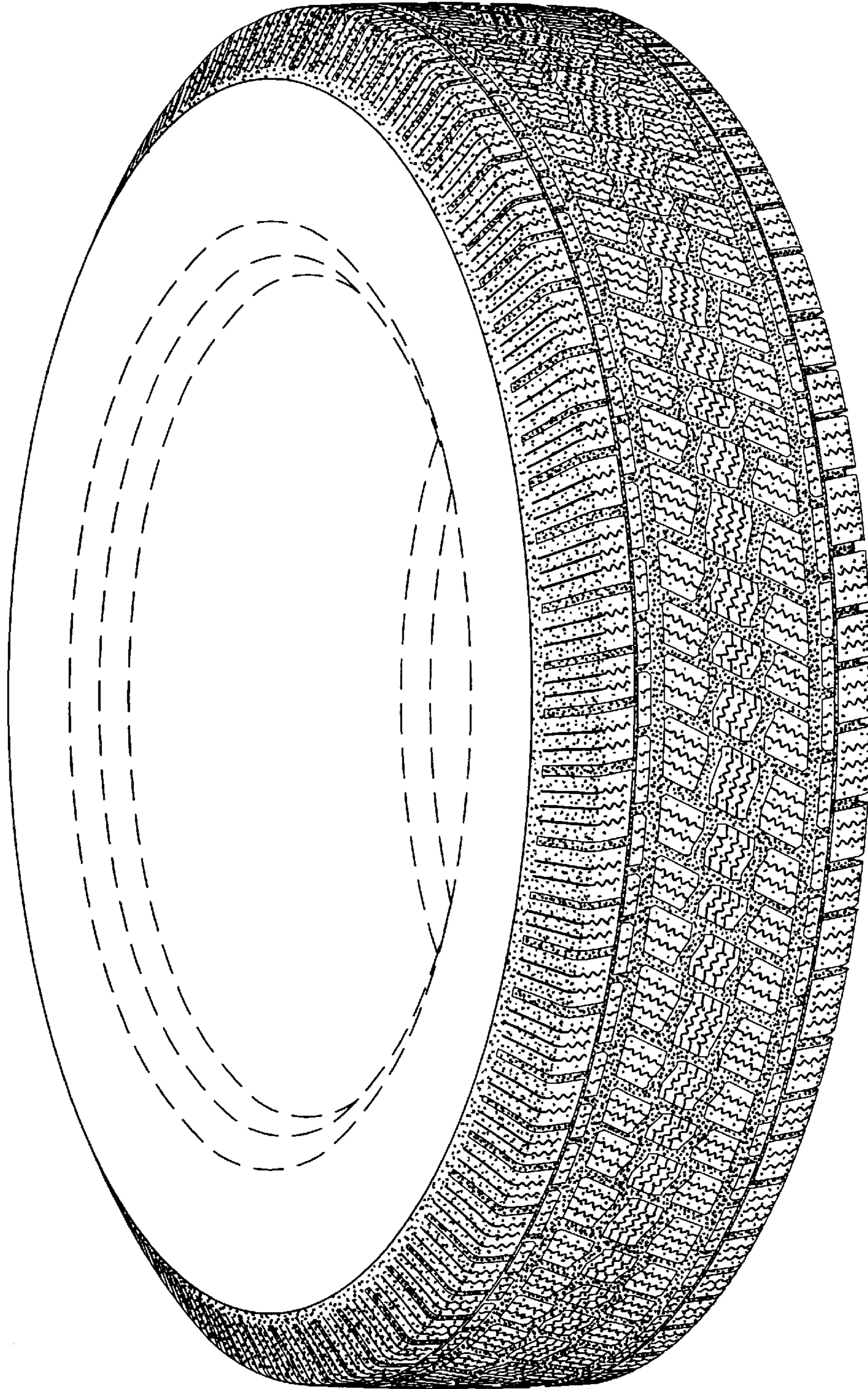


Fig. 1

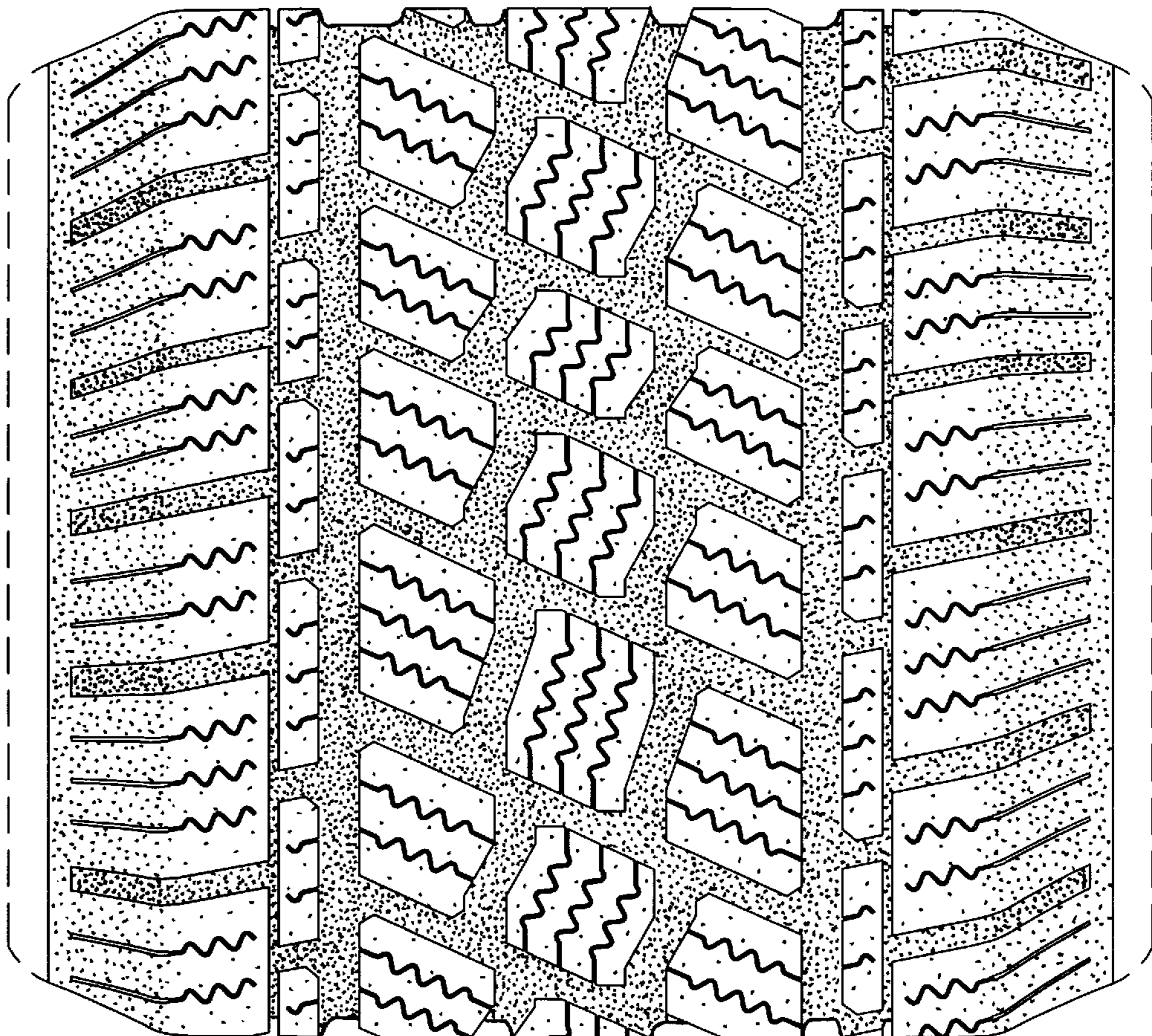


Fig. 2