



US00D416825S

United States Patent [19]

[11] **Patent Number: Des. 416,825**

Hull et al.

[45] **Date of Patent: ** Nov. 23, 1999**

[54] **LOCKET FOR HOLDING CREMATED REMAINS**

331,743 12/1885 Sweet D11/82

Primary Examiner—Louis S. Zarfes

[76] Inventors: **Denese H Hull; Kimberly A Burke**, both of 5805 Harmony St., Las Vegas, Nev. 89107; **Jo Ann Milton**, 5785 N. Rainbow Blvd., Las Vegas, Nev. 89130

[57] **CLAIM**

The ornamental design for a locket for holding cremated remains, as shown and described.

[**] Term: **14 Years**

DESCRIPTION

[21] Appl. No.: **29/102,839**

FIG. 1 is a front elevational view of the locket for holding cremated remains of the present invention;

[22] Filed: **Apr. 1, 1999**

FIG. 2 is a back elevational view of the locket for holding cremated remains of FIG. 1;

[51] **LOC (6) Cl. 11-01**

[52] **U.S. Cl. D11/51; D11/82**

FIG. 3 is a left side elevational view of the locket for holding cremated remains of FIG. 1;

[58] **Field of Search** D11/1, 2, 43-44, D11/48-51, 95-99, 100, 56, 103, 80-82; D3/207-212; 63/18, 19, 20, 1.1, 2

FIG. 4 is a right side elevational view of the locket for holding cremated remains of FIG. 1;

FIG. 5 is a top plan view of the locket for holding cremated remains of FIG. 1;

[56] **References Cited**

U.S. PATENT DOCUMENTS

D. 98,375	1/1936	Taylor	D11/82
D. 266,555	10/1982	McNally	D11/80
D. 282,055	1/1986	Brinkers	D11/80
D. 300,079	2/1989	Smith	D11/96

FIG. 6 is a bottom plan view of the locket for holding cremated remains of FIG. 1; and,

FIG. 7 is a top, front, right side perspective view of the locket for holding cremated remains of FIG. 1.

1 Claim, 3 Drawing Sheets

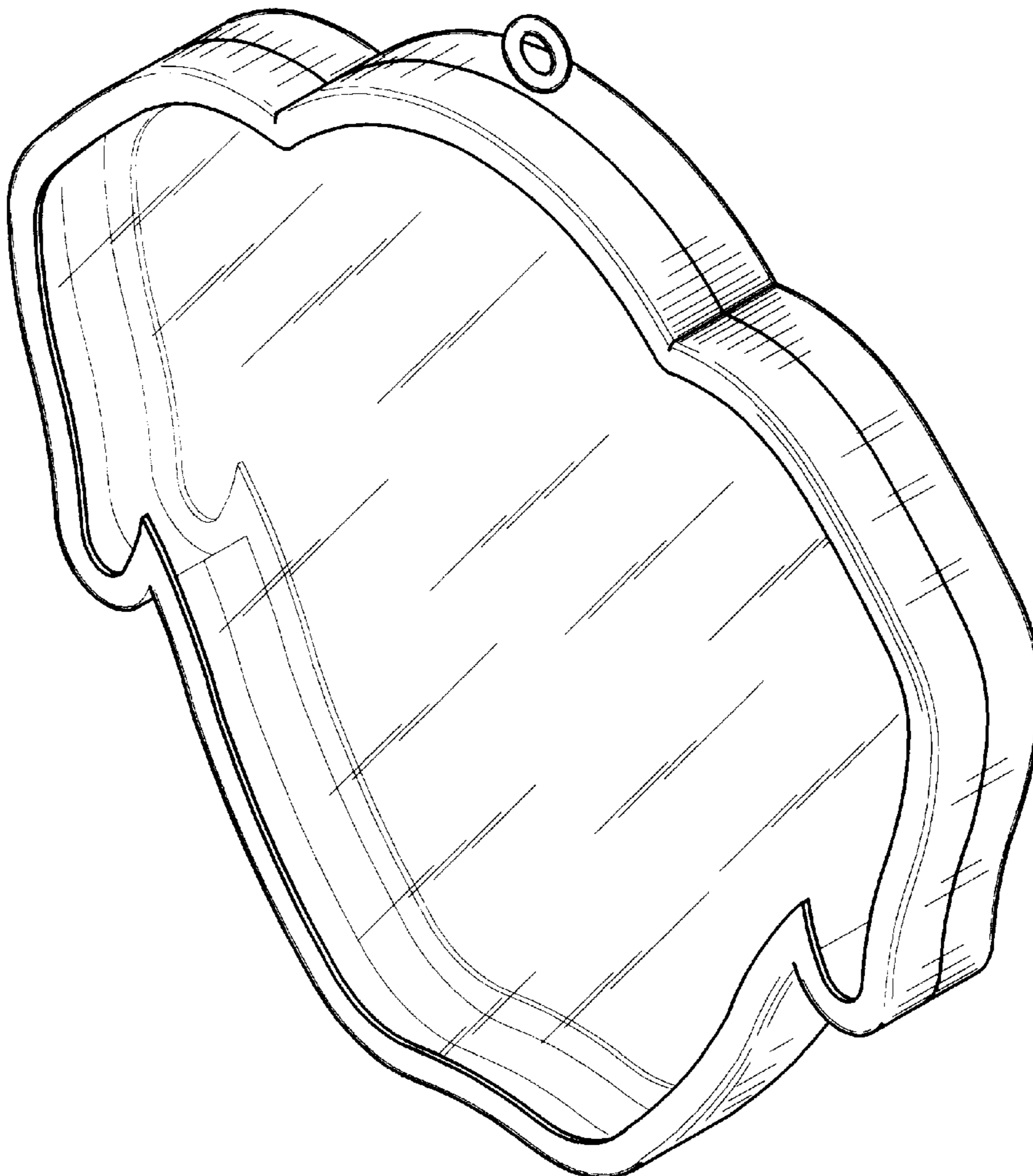


FIG. 1

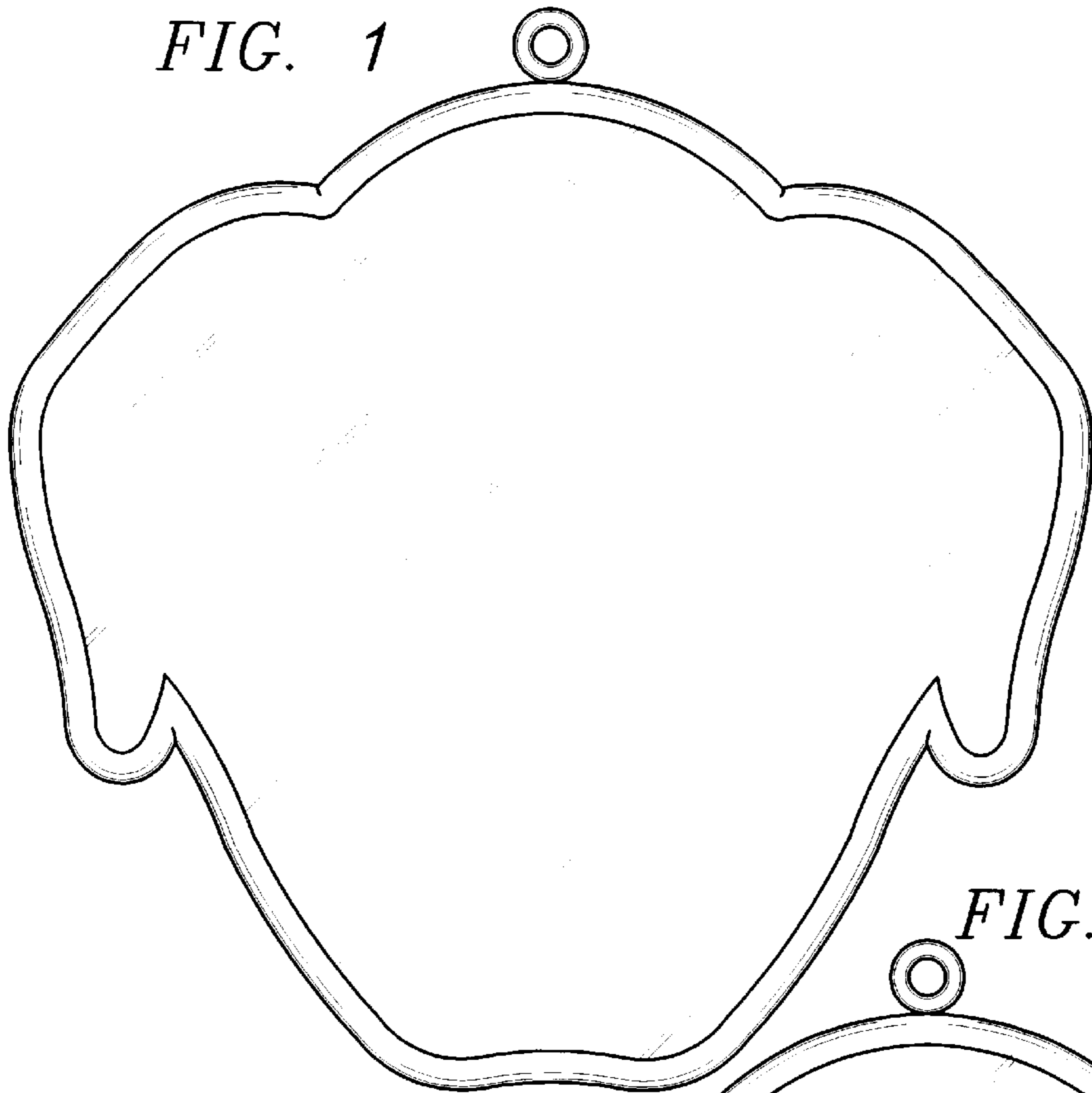


FIG. 2




FIG. 3

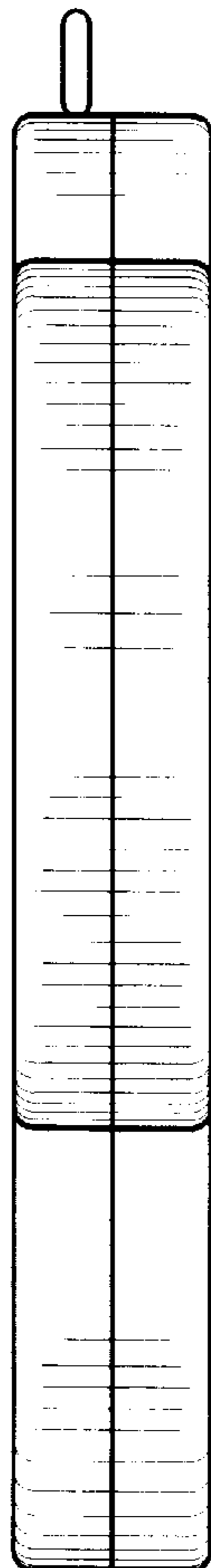


FIG. 4

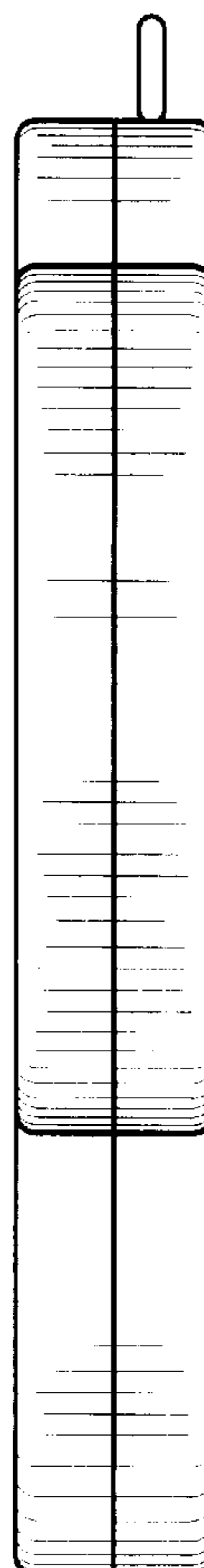


FIG. 5

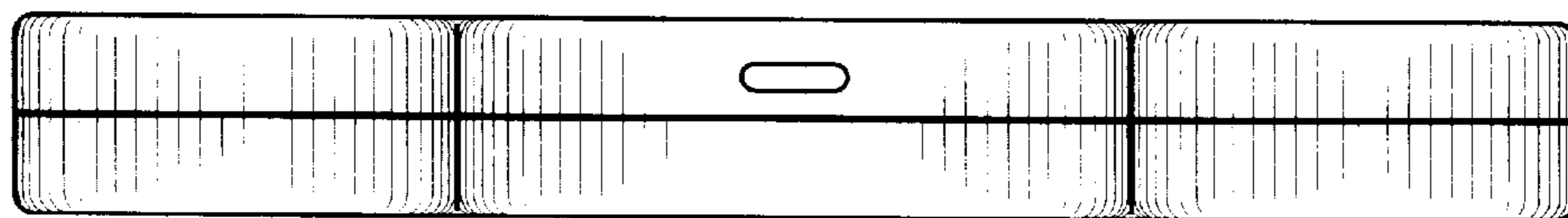


FIG. 6

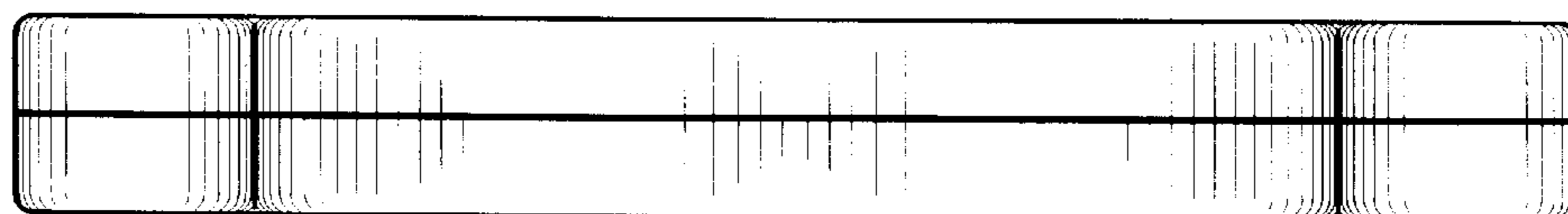


FIG. 7

