



US00D416809S

# United States Patent [19] Ragland

[11] **Patent Number: Des. 416,809**

[45] **Date of Patent: \*\* Nov. 23, 1999**

[54] **WALL CLOCK WITH JULIAN DATE DISPLAY**

5,220,539 6/1993 McDuffee ..... 368/28

*Primary Examiner*—Nelson C. Holtje

[76] **Inventor: Ralph E Ragland, 21704 40th Ave. E.,  
Spanaway, Wash. 98387**

[57] **CLAIM**

[\*\*] **Term: 14 Years**

The ornamental design for a wall clock with Julian date display, as shown.

[21] **Appl. No.: 29/080,190**

### DESCRIPTION

[22] **Filed: Dec. 4, 1997**

FIG. 1 is a front plan view of the wall clock with Julian date display of the present invention;

[51] **LOC (6) Cl. .... 10-02**

[52] **U.S. Cl. .... D10/22; D10/3**

FIG. 2 is a back plan view of the wall clock with Julian date display of FIG. 1;

[58] **Field of Search ..... D10/1-40, 122-132;  
368/223, 228-229, 232, 276-277, 280-282,  
285, 28-30, 41-44, 239-242, 10**

FIG. 3 is a left side plan view of the wall clock with Julian date display of FIG. 1;

FIG. 4 is a right side plan view of the wall clock with Julian date display of FIG. 1;

### [56] **References Cited**

#### U.S. PATENT DOCUMENTS

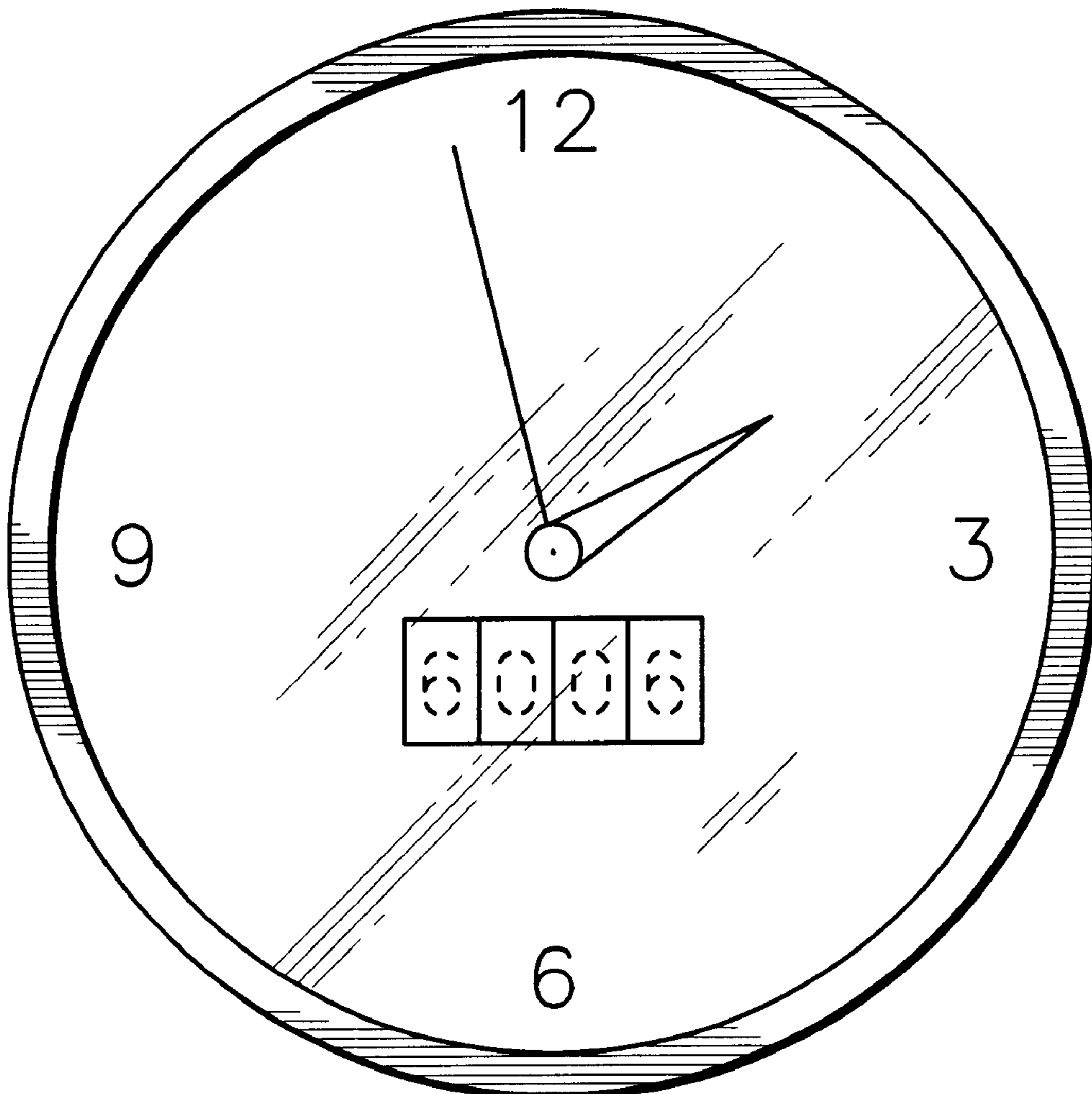
D. 292,694	11/1987	Panyik	.....	D12/306
D. 353,346	12/1994	Konradsheim	.....	D10/124
D. 355,608	2/1995	Resende	.....	D10/22
D. 405,470	2/1999	Messina	.....	D10/3 X
5,023,850	6/1991	Metts et al.	.....	368/28

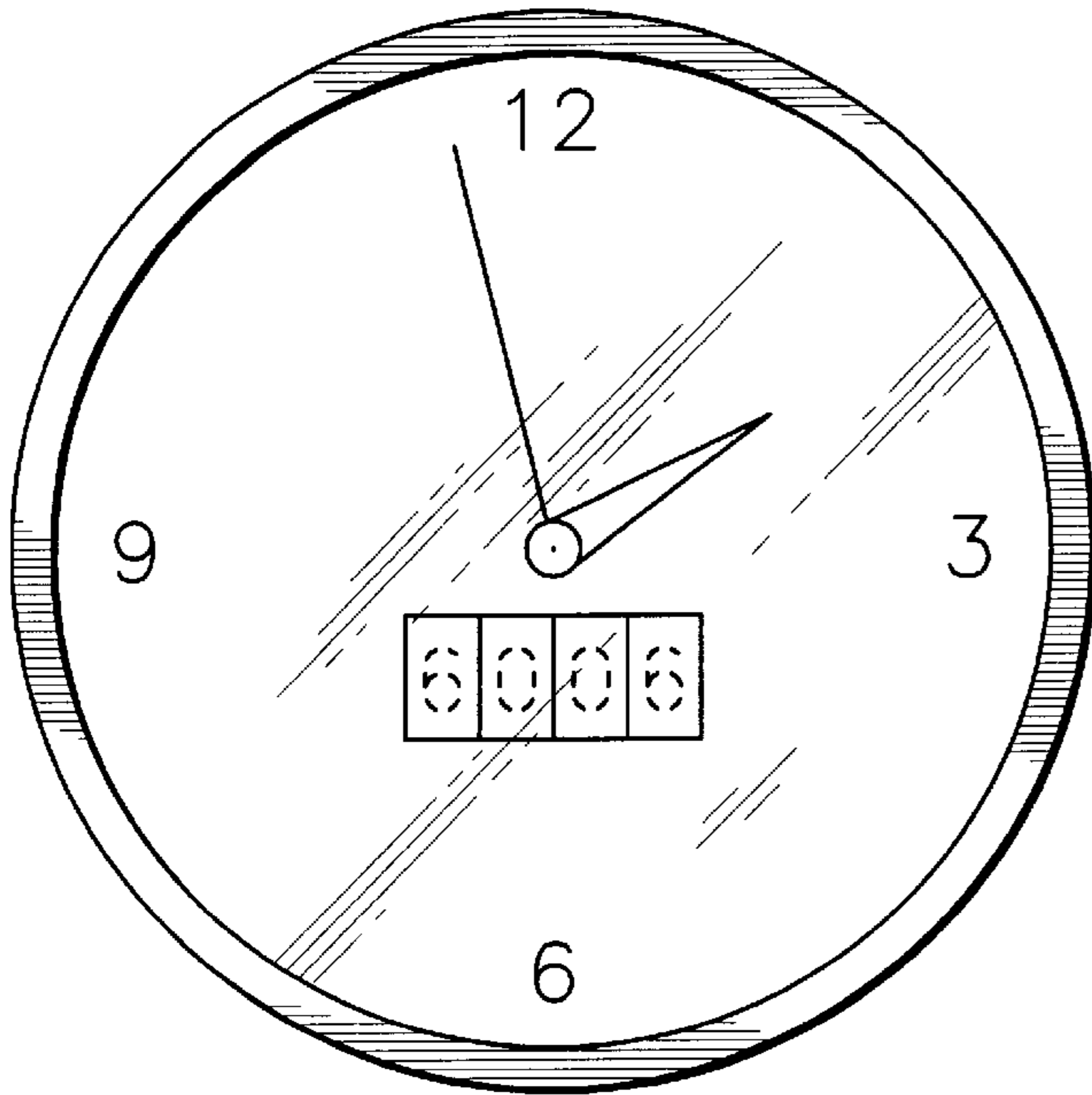
FIG. 5 is a top plan view of the wall clock with Julian date display of FIG. 1; and,

FIG. 6 is a bottom plan view of the wall clock with Julian date display of FIG. 1.

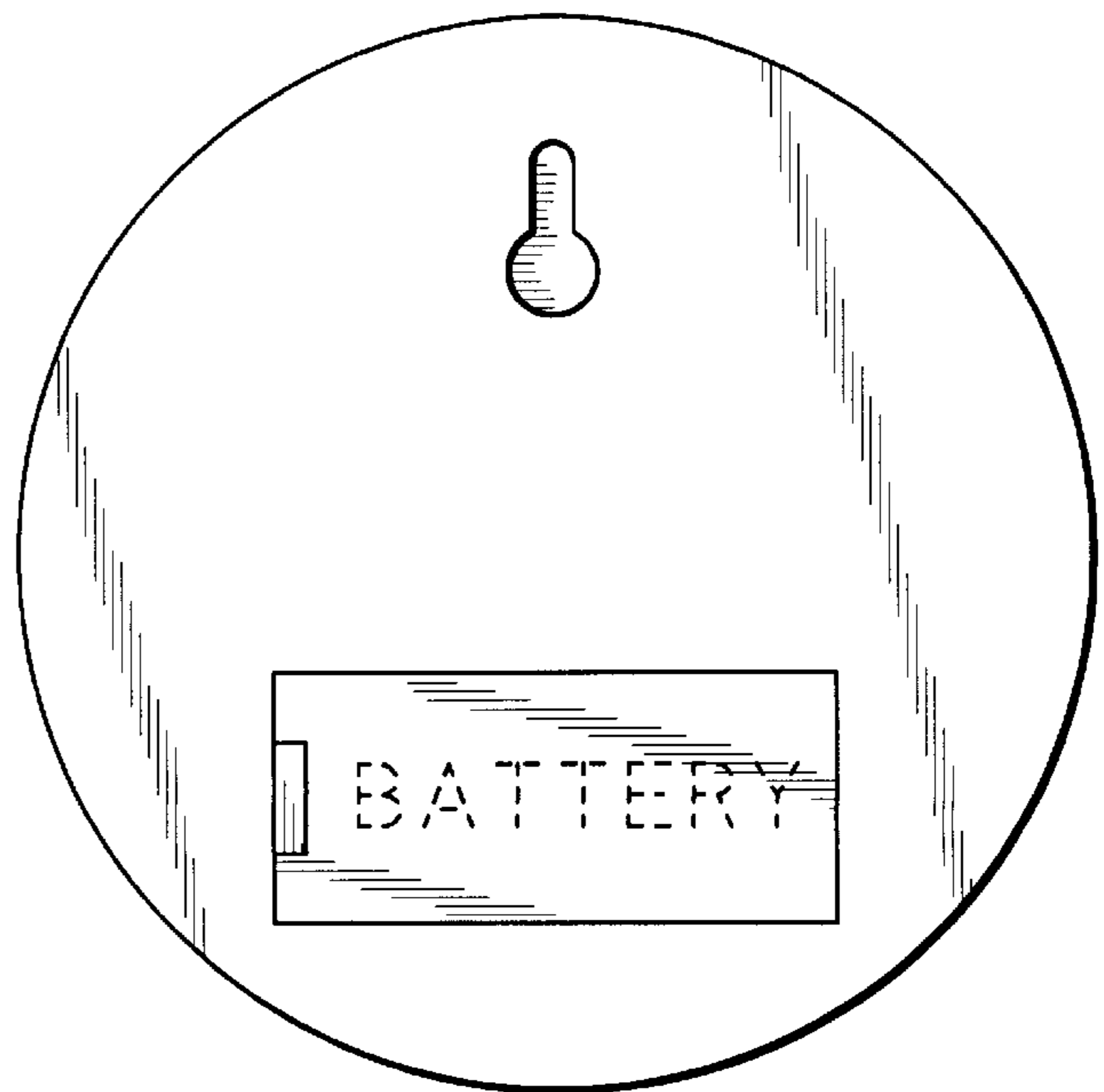
The broken line showing of indicia in FIGS. 1 and 2 is environmental only and forms no part of the claimed design.

**1 Claim, 2 Drawing Sheets**







*Fig. 1*




*Fig. 2*




*Fig. 3*



*Fig. 4*



*Fig. 5*



*Fig. 6*