



US00D416738S

# United States Patent [19] Bergman

[11] **Patent Number: Des. 416,738**

[45] **Date of Patent: \*\* Nov. 23, 1999**

[54] **TOOL RACK**

[75] Inventor: **Gerald K. Bergman**, Pasadena, Calif.

[73] Assignee: **Western Pacific Storage Systems, Inc.**,  
Georgetown, Ky.

[\*\*] Term: **14 Years**

[21] Appl. No.: **29/089,674**

[22] Filed: **Jun. 19, 1998**

[51] **LOC (6) Cl. .... 08-08**

[52] **U.S. Cl. .... D6/567**

[58] **Field of Search .... D6/552, 553, 567,  
D6/569, 570, 571; 211/60.1, 13.1, 706,  
70.7; 248/309.1**

[56] **References Cited**

**U.S. PATENT DOCUMENTS**

- D. 188,221 6/1960 Maro ..... D6/567 X
- D. 340,607 10/1993 Hubbard ..... D6/567
- D. 341,051 11/1993 Hubbard ..... D6/567
- D. 354,874 1/1995 Burch ..... D6/567
- D. 392,142 3/1998 Wesiburn et al. .... D6/567

- D. 394,775 6/1998 Anderson et al. .... D6/567 X
- 2,805,777 9/1957 Larson .
- 2,815,863 12/1957 Larson .
- 3,737,131 6/1973 Larson .
- 4,343,172 8/1982 Nordlund .

*Primary Examiner*—Brian N. Vinson  
*Attorney, Agent, or Firm*—King and Schickli

[57] **CLAIM**

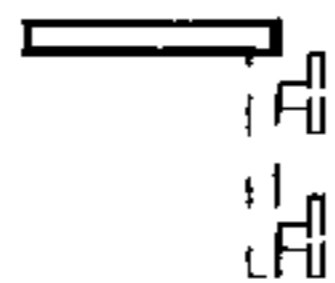
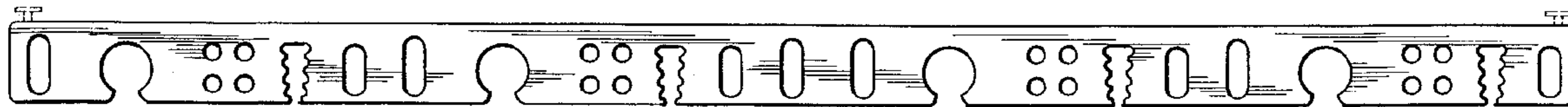
The ornamental design for a tool rack, as shown and described.

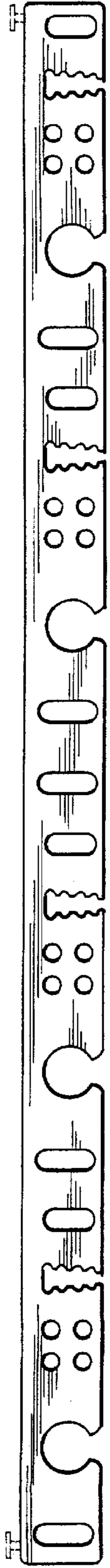
**DESCRIPTION**

FIG. 1 is a top plan view of a tool rack showing my new design;  
FIG. 2 is a front elevational view thereof;  
FIG. 3 is a bottom plan view thereof;  
FIG. 4 is a rear elevational view thereof; and,  
FIG. 5 is a right side elevational view thereof, the left side being a mirror image of that shown.


The broken-line disclosure constitutes structure not part of the claimed design.

**1 Claim, 1 Drawing Sheet**






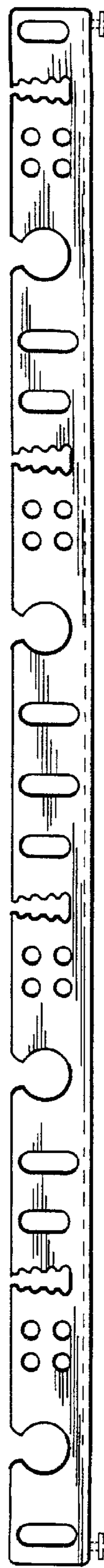
*Fig. 1*



*Fig. 2*



*Fig. 4*



*Fig. 3*

*Fig. 5*

