



US00D416737S

# United States Patent [19]

MutruX

[11] **Patent Number: Des. 416,737**

[45] **Date of Patent: \*\* Nov. 23, 1999**

[54] **WALL TABLE**

D. 299,896 2/1989 Harrell ..... D6/574

[76] Inventor: **James R. MutruX**, 4432 Arco Ave., St. Louis, Mo. 63110

*Primary Examiner*—Kay H. Chin  
*Attorney, Agent, or Firm*—Polster, Lieder, Woodruff & Lucchesi

[\*\*] Term: **14 Years**

[57] **CLAIM**

[21] Appl. No.: **29/087,713**

The ornamental design for a wall table, as shown and described.

[22] Filed: **May 7, 1998**

**DESCRIPTION**

[51] **LOC (6) Cl.** ..... **08-08**

[52] **U.S. Cl.** ..... **D6/567; D6/574**

[58] **Field of Search** ..... D6/555, 567, 574,  
D6/512, 553; 312/204; 108/152; 211/87.01,  
90.01, 134

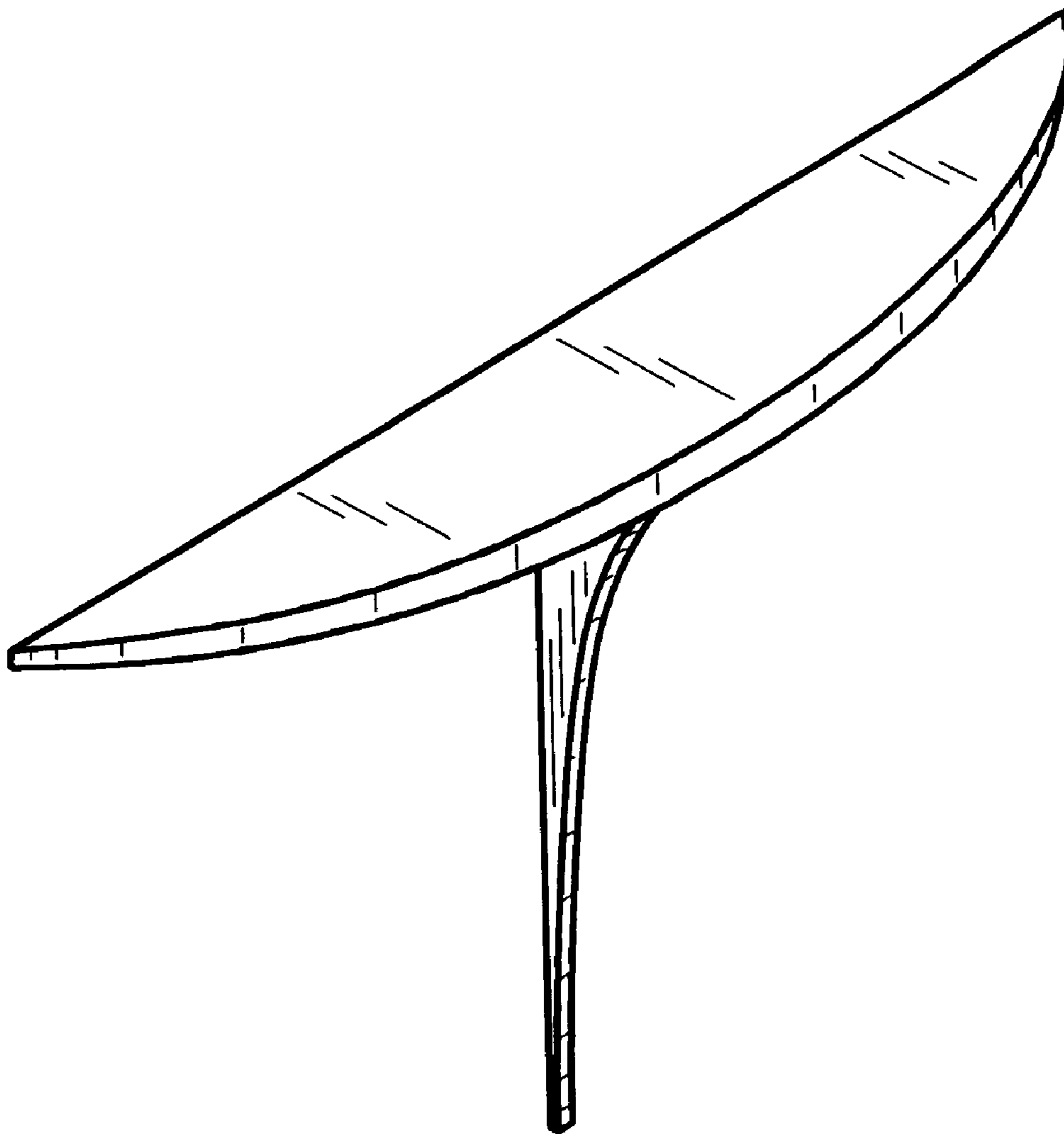
FIG. 1 is a top perspective view of a wall table showing my new design;  
FIG. 2 is a front elevational view thereof;  
FIG. 3 is a rear elevational view thereof;  
FIG. 4 is a top plan view thereof;  
FIG. 5 is a bottom plan view thereof;  
FIG. 6 is a left side elevational view thereof; and,  
FIG. 7 is a right side elevational view thereof.

[56] **References Cited**

**U.S. PATENT DOCUMENTS**

- D. 201,023 5/1965 Sonneveldt ..... D6/574
- D. 253,748 12/1979 Kovacs ..... D8/363

**1 Claim, 2 Drawing Sheets**



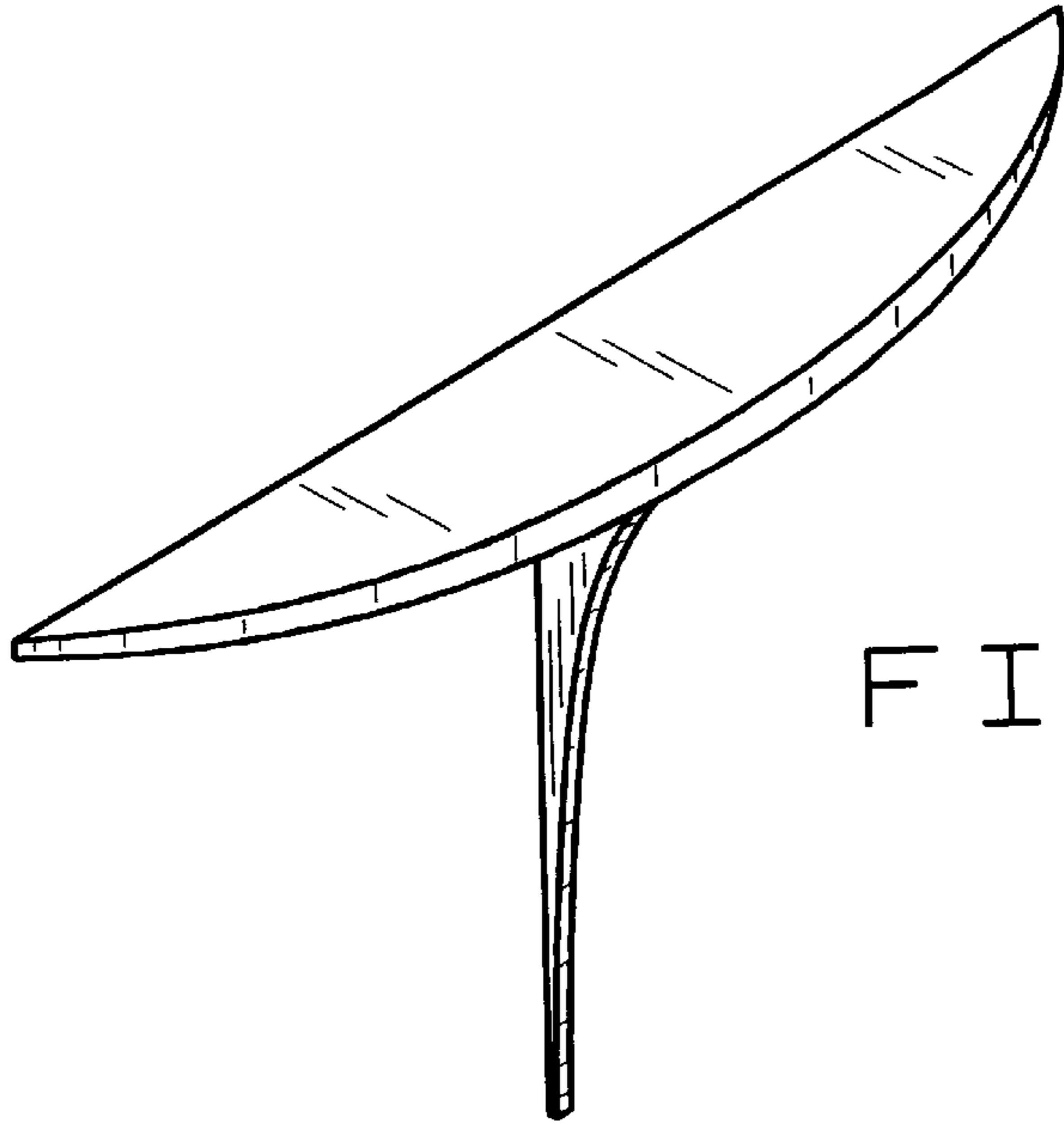


FIG. 1

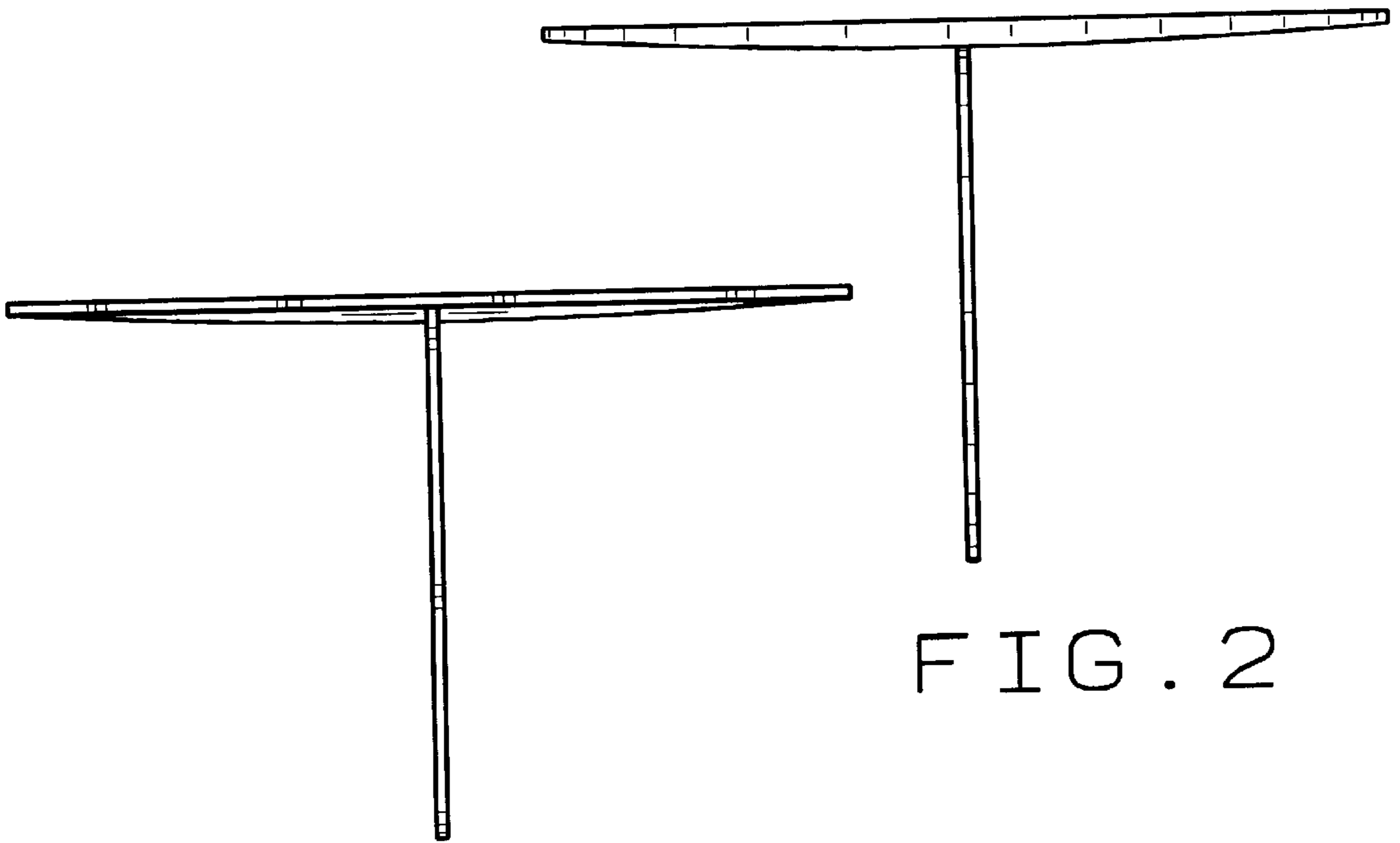


FIG. 2

FIG. 3



FIG. 4

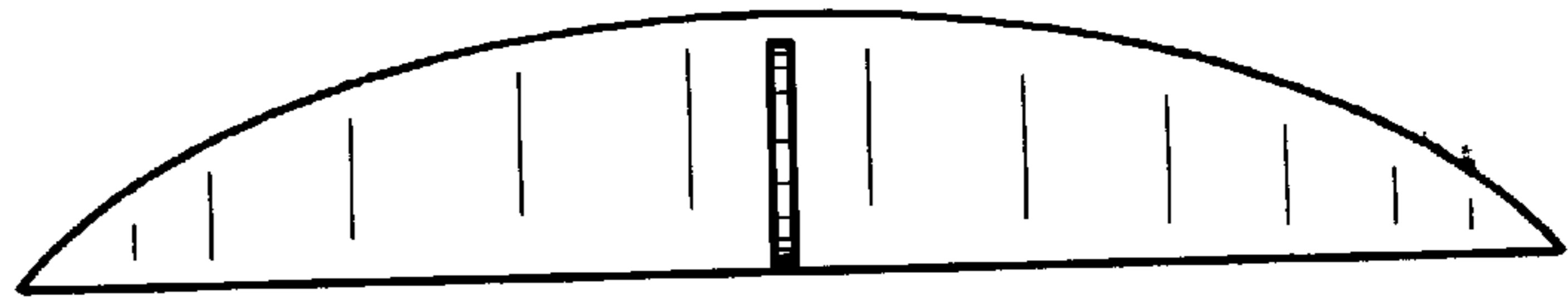


FIG. 5




FIG. 6



FIG. 7