



US00D416723S

**United States Patent** [19]  
**Hsieh**

[11] **Patent Number: Des. 416,723**

[45] **Date of Patent: \*\* Nov. 23, 1999**

[54] **TABLE TOP**

D. 240,690 7/1976 Zagaroli ..... D6/484  
D. 371,260 7/1996 Walters, III et al. .... D6/480

[75] Inventor: **Benjamin Hsieh**, Nantou, Taiwan

*Primary Examiner*—Janice E. Seeger

[73] Assignee: **Diing-Jyuo Industrial Co., Ltd.**,  
Nantou, Taiwan

[57] **CLAIM**

[\*\*] Term: **14 Years**

The ornamental design for a table top, as shown.

[21] Appl. No.: **29/098,355**

**DESCRIPTION**

[22] Filed: **Dec. 28, 1998**

FIG. 1 is a perspective view of a table top showing my new design;

[51] **LOC (6) Cl.** ..... **06-03**

FIG. 2 is a front elevational view thereof;

[52] **U.S. Cl.** ..... **D6/511; D6/480**

FIG. 3 is a rear elevational view thereof;

[58] **Field of Search** ..... D6/480-489, 495,  
D6/496, 429, 511; 108/150, 153.1, 155,  
156, 157.1; 248/188, 188.1

FIG. 4 is a left side elevational view thereof;

FIG. 5 is a right side elevational view thereof;

[56] **References Cited**

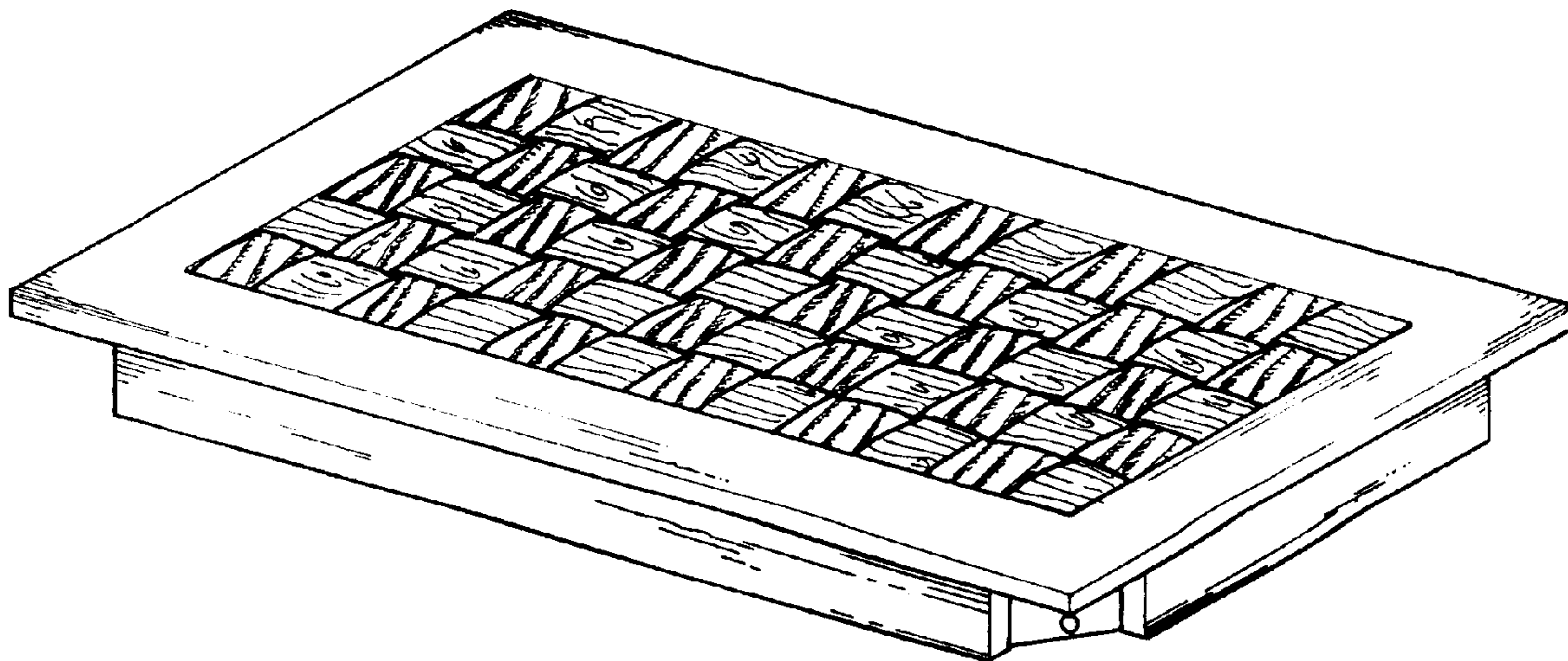
FIG. 6 is a top plan view thereof; and,

FIG. 7 is a bottom plan view thereof.

**U.S. PATENT DOCUMENTS**

D. 184,260 1/1959 Lubberts et al. .... D6/511

**1 Claim, 2 Drawing Sheets**



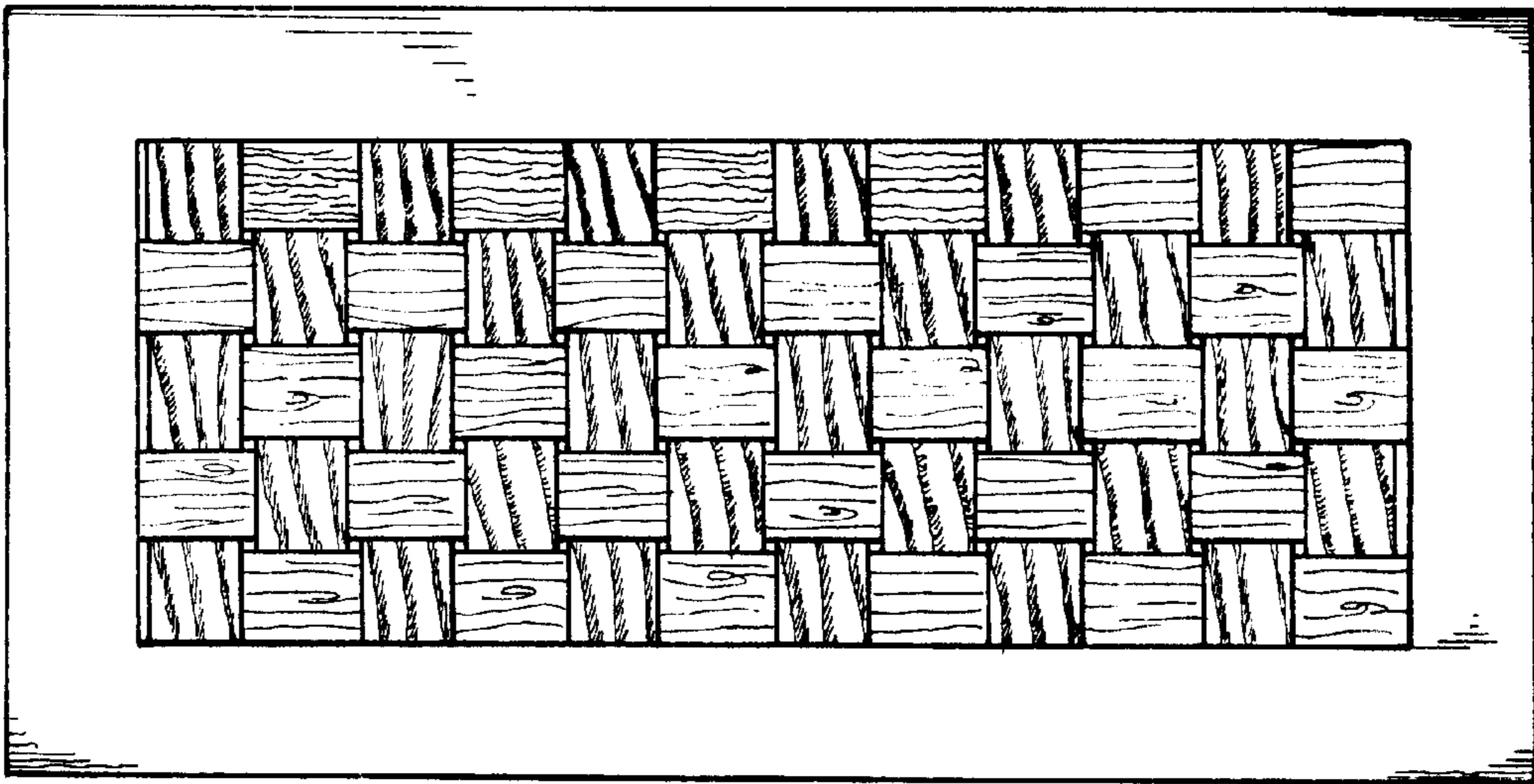


FIG. 6



FIG. 2

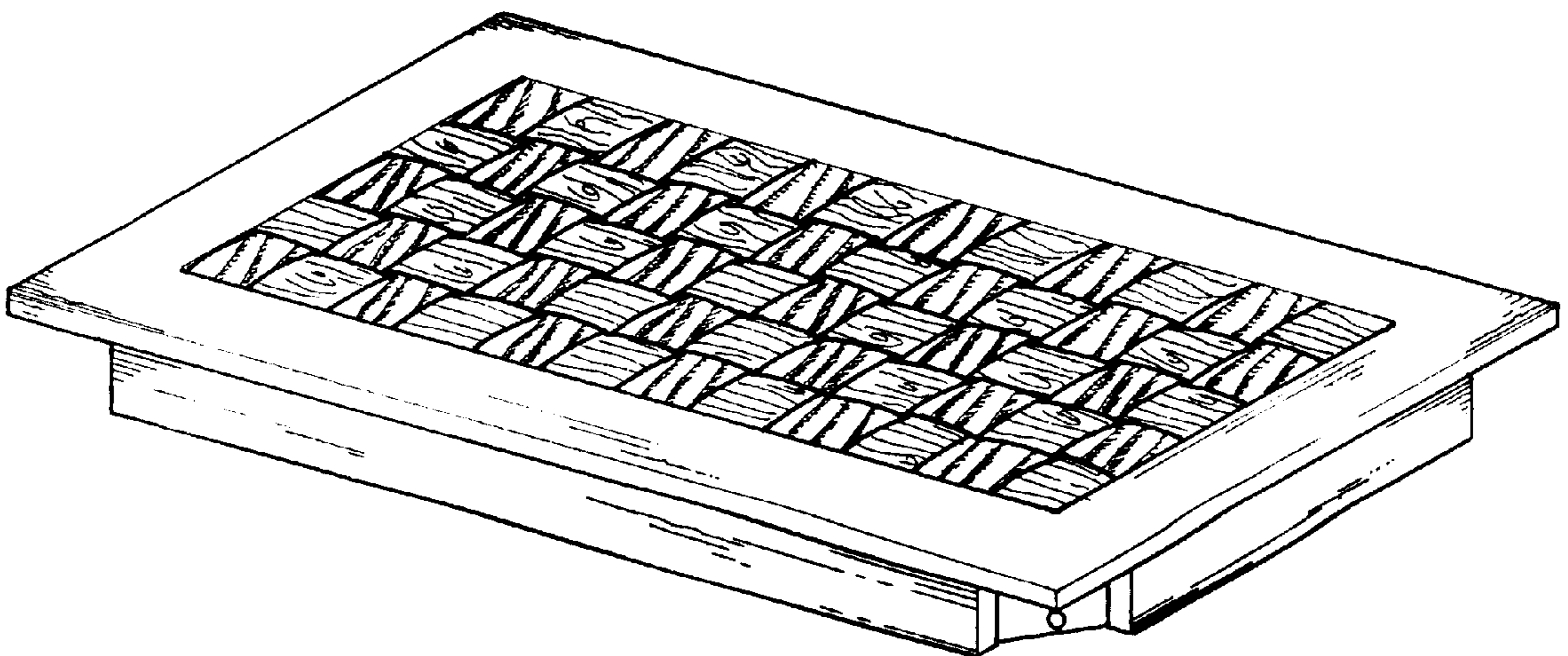


FIG. 1




FIG. 7

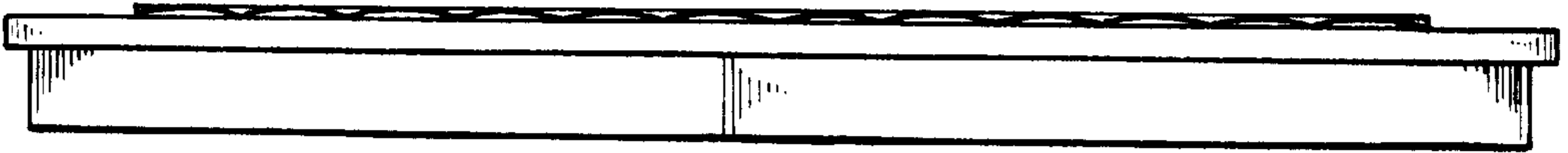


FIG. 3




FIG. 4




FIG. 5