



US00D416713S

United States Patent [19]
Trulaske, Sr.

[11] **Patent Number: Des. 416,713**
[45] **Date of Patent: ** Nov. 23, 1999**

[54] **DOUBLE DOOR MERCHANDISER**

OTHER PUBLICATIONS

[75] Inventor: **Steven L. Trulaske, Sr.**, Ladue, Mo.

Foodservice Equipment Specialist, Oct. 1979, p. 28 Model 56D48A.

[73] Assignee: **True Manufacturing Co., Inc.**,
O'Fallon, Mo.

1981 Sweets Catalog File, vol. 12 11.23b/NO Model TR 48BC.

[**] Term: **14 Years**

Beverage Air Food Service—Beverage Equip. p. 4, Model MT38.

[21] Appl. No.: **29/086,259**

Beverage—Air Food Service and Beverage Equipment Model CR/CF48.

[22] Filed: **Apr. 9, 1998**

Foodservice Equipment—Specialist May 1994 p. 93—Refrigerated Cabinet, top left.

[51] **LOC (6) Cl.** **06-04**

Victory Merchandiser (with Coke® graphics)—undated.

[52] **U.S. Cl.** **D6/470**

Master-Bilt Elm II Merchandiser Unit—undated.

[58] **Field of Search** D6/470-472; D15/79,
D15/81, 85, 88; 62/246-257, 337; 312/114,
116, 126-130, 138.1

Master-Bilt Merchandiser Unit (holding ALL-SPORT® and DIET-PEPSI bottles) undated.

True, Apr. 1982, Model GDM-49.

Hodell International, ISA Torando/Mistral—undated.

[56] **References Cited**

Primary Examiner—Doris V. Coles

Assistant Examiner—Linda Brooks

Attorney, Agent, or Firm—Cohn, Powell & Hind

U.S. PATENT DOCUMENTS

D. 191,927	12/1961	Trulaske	D15/85
D. 220,325	3/1971	Ott et al.	D15/85
D. 230,803	3/1974	Musgrave et al.	D6/470
D. 243,985	4/1977	Brown	D15/88
D. 265,316	7/1982	Trulaske	D15/85
D. 318,071	7/1991	Sullivan	D20/5
D. 323,258	1/1992	Miyabayashi	D6/471
D. 348,160	6/1994	Bustos	D6/470
D. 349,203	8/1994	Keleman et al.	D6/470
D. 350,245	9/1994	Branz et al.	D6/472
D. 354,185	1/1995	King	D6/470
D. 363,398	10/1995	Branz et al.	D6/472
D. 365,110	12/1995	Klein, III	D15/85
D. 366,049	1/1996	Matthews	D15/85
D. 377,800	2/1997	Branz et al.	D15/85
D. 389,672	1/1998	Antao et al.	D6/472
5,255,968	10/1993	Craven	312/234
5,372,416	12/1994	Shapely et al.	312/138.1
5,584,547	12/1996	Trulaske, Sr.	312/223.5

[57] **CLAIM**

The ornamental design for a double door merchandiser, as shown and described.

DESCRIPTION

FIG. 1 is a perspective view of a double door merchandiser front with a broken line showing of handles for illustrative purposes only and forming no part of the claimed design showing my new design;

FIG. 2 is a front elevational view of FIG. 1;

FIG. 3 is a top plan view of FIG. 1;

FIG. 4 is a left side elevational view of FIG. 1;

FIG. 5 is a right side elevational view of FIG. 1;

FIG. 6 is a rear elevational view of FIG. 1;

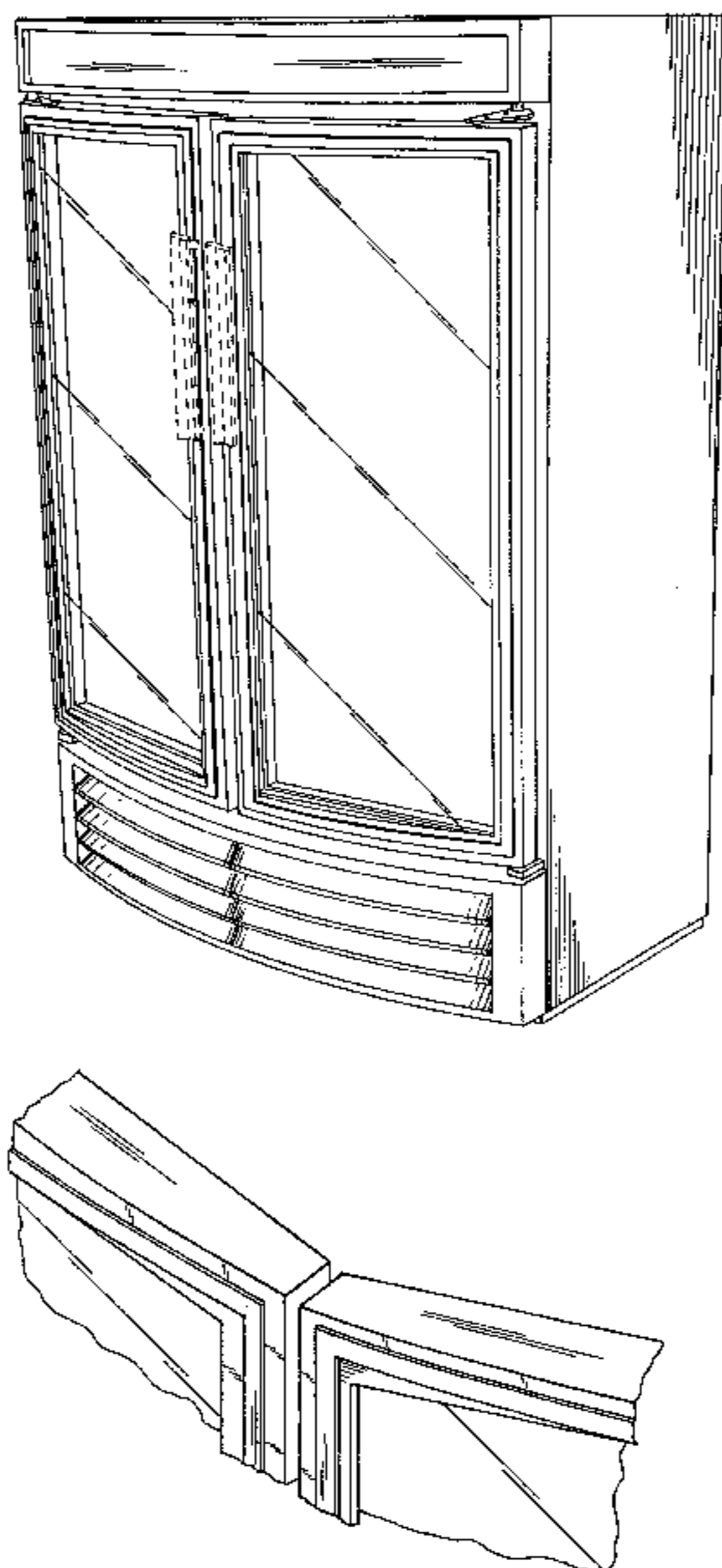
FIG. 7 is a bottom plan view of FIG. 1; and,

FIG. 8 is an enlarged fragmentary perspective view of the door corners in the center showing the overhang.

FOREIGN PATENT DOCUMENTS

90 01 489 U 4/1990 Germany .

1 Claim, 7 Drawing Sheets



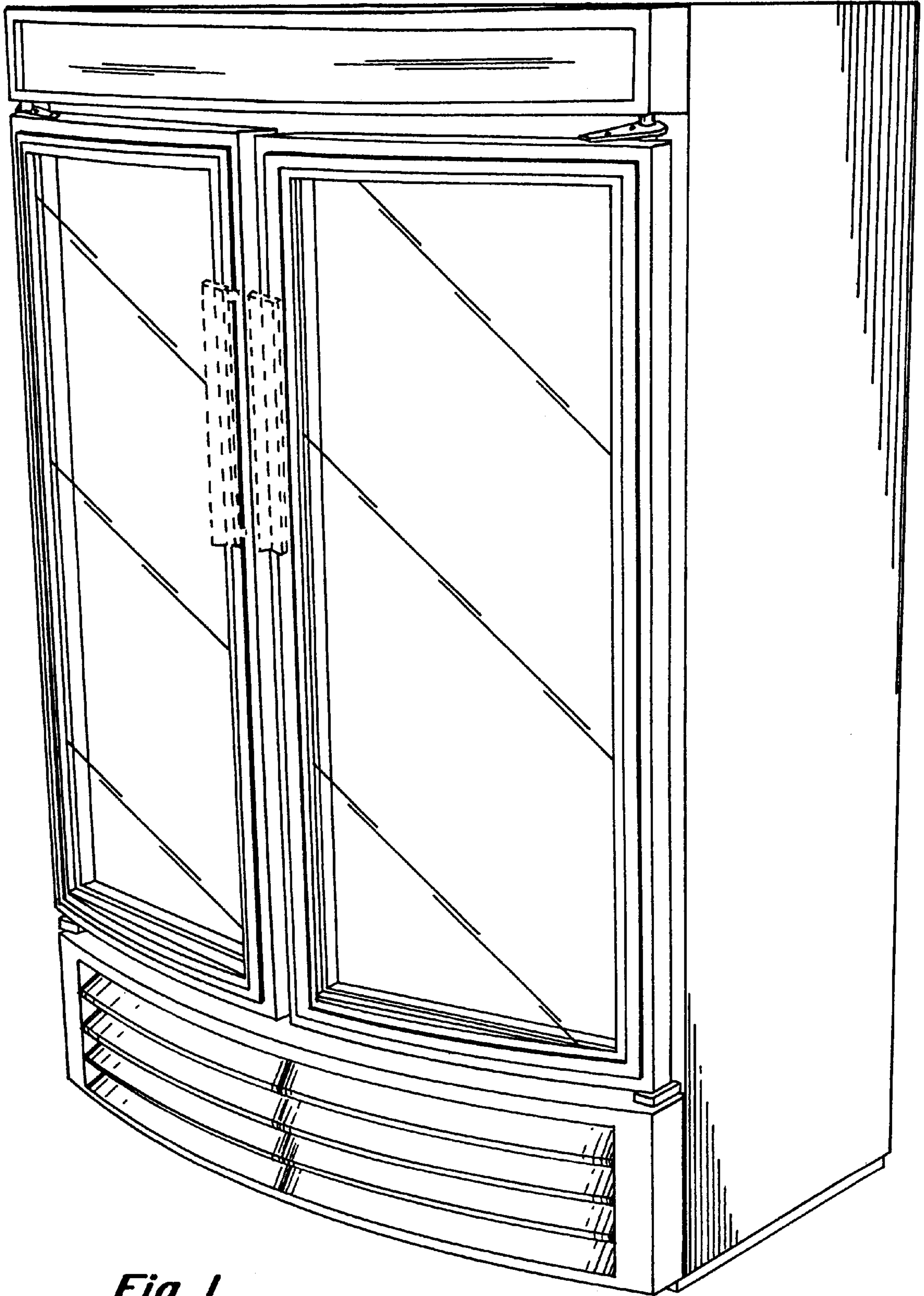


Fig. 1

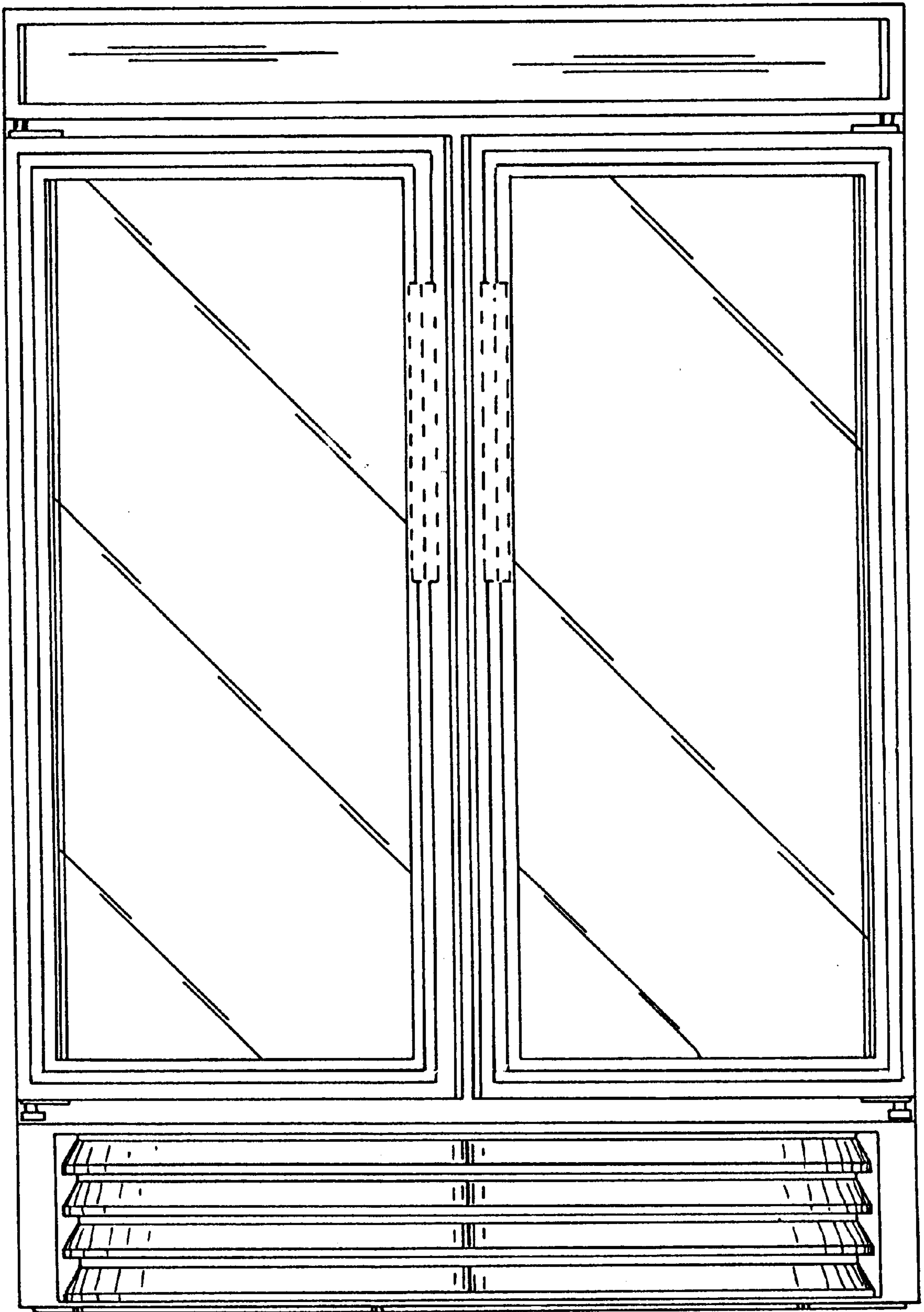


Fig. 2

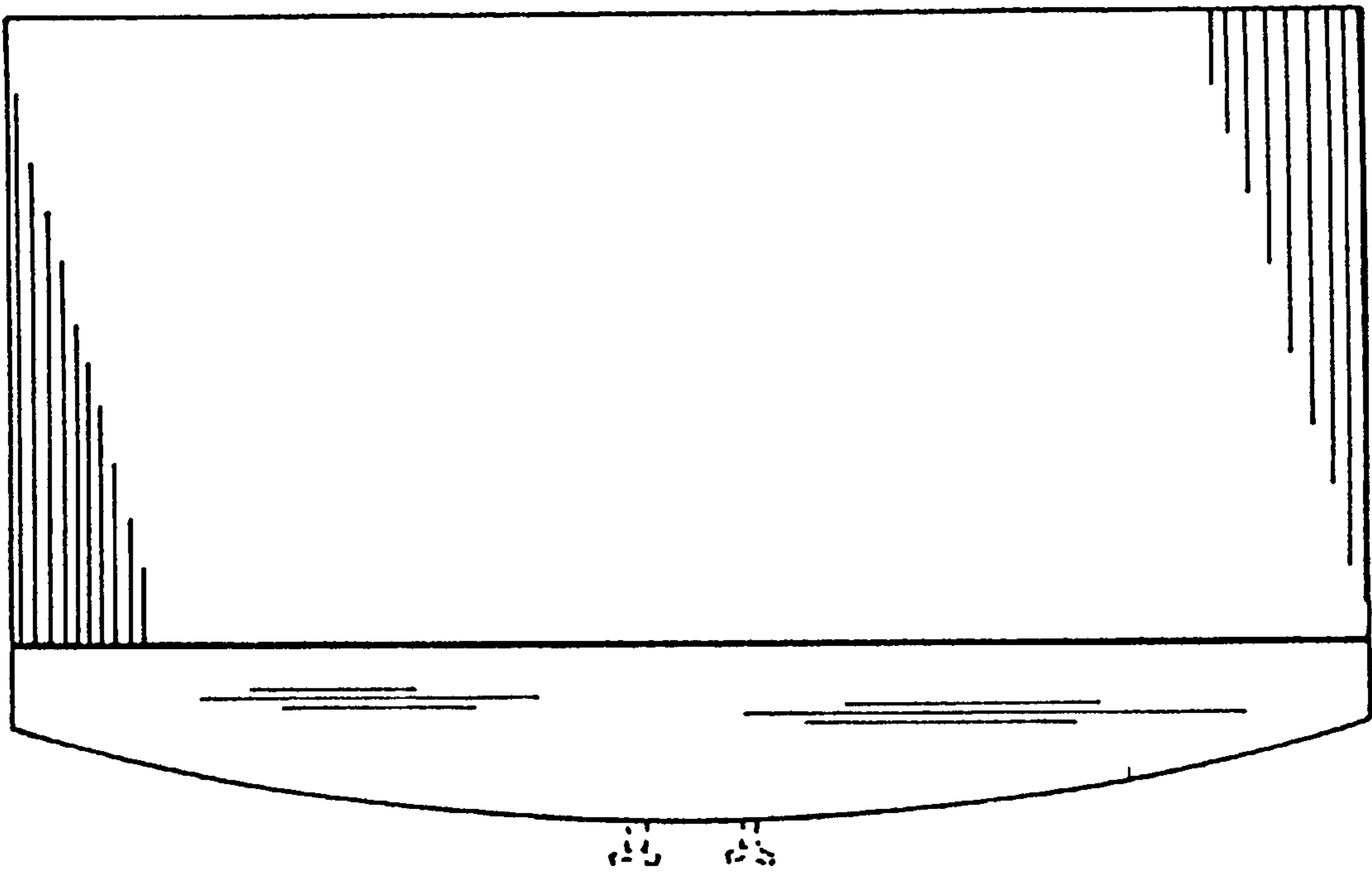


Fig. 3

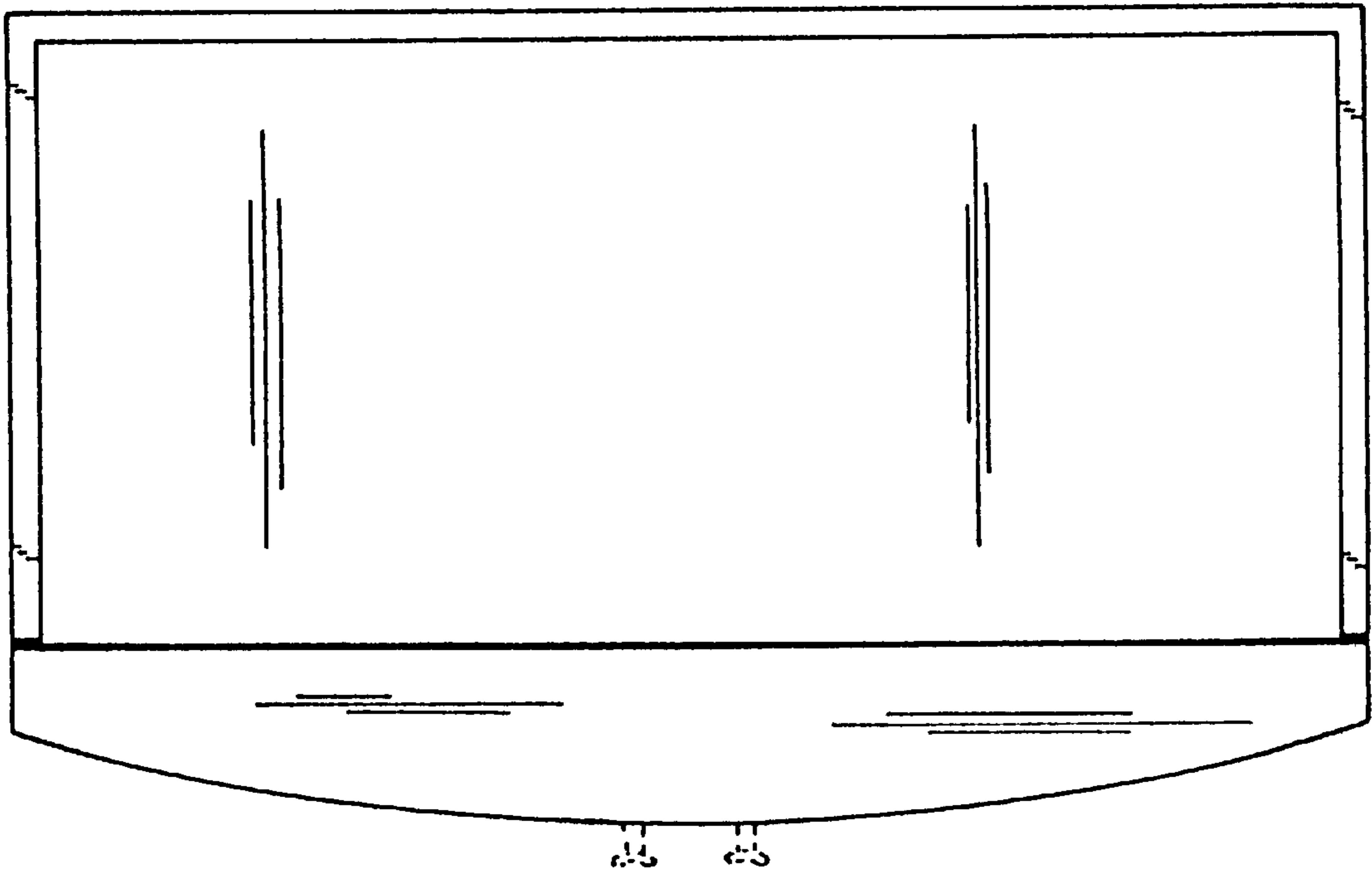


Fig. 7




Fig. 4

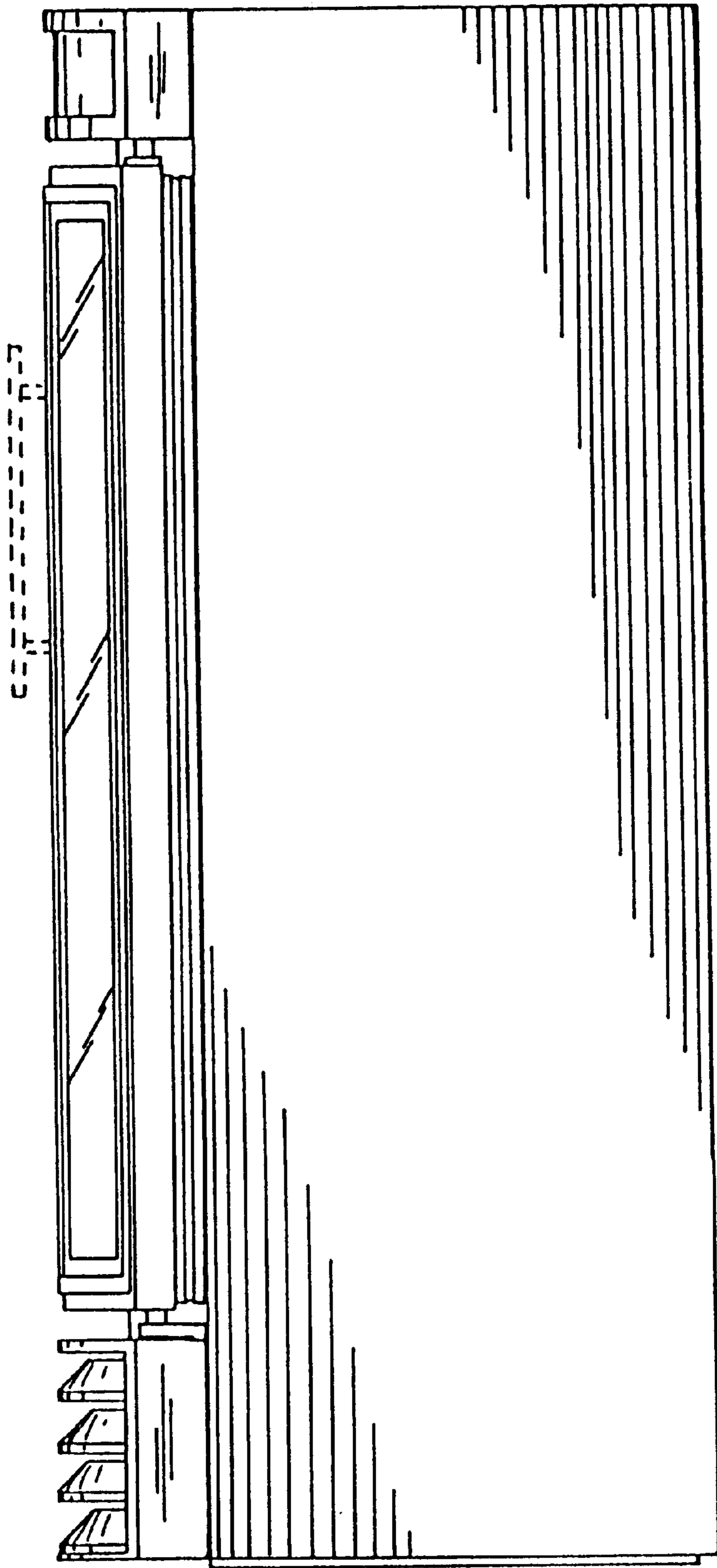


Fig. 5

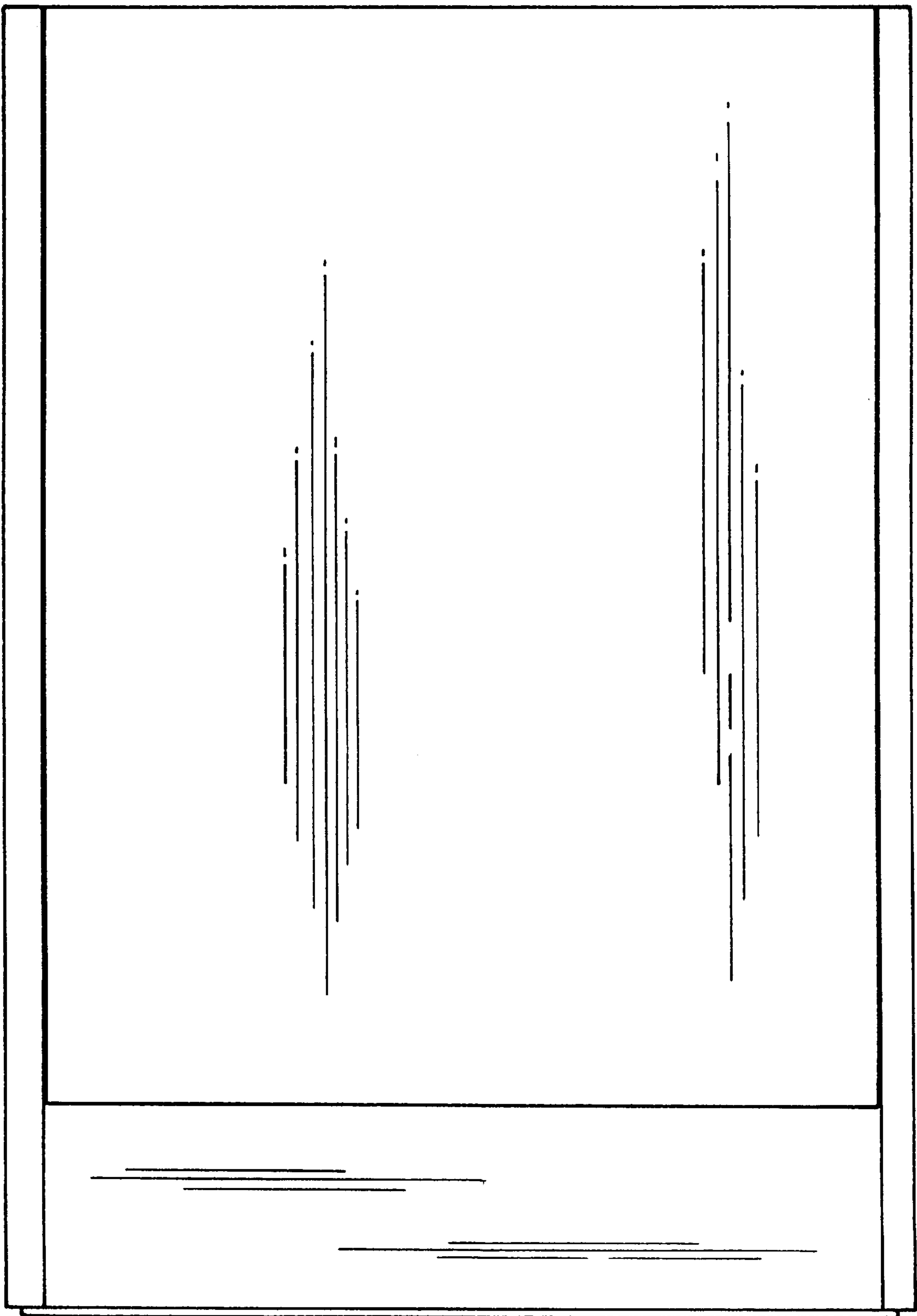


Fig. 6

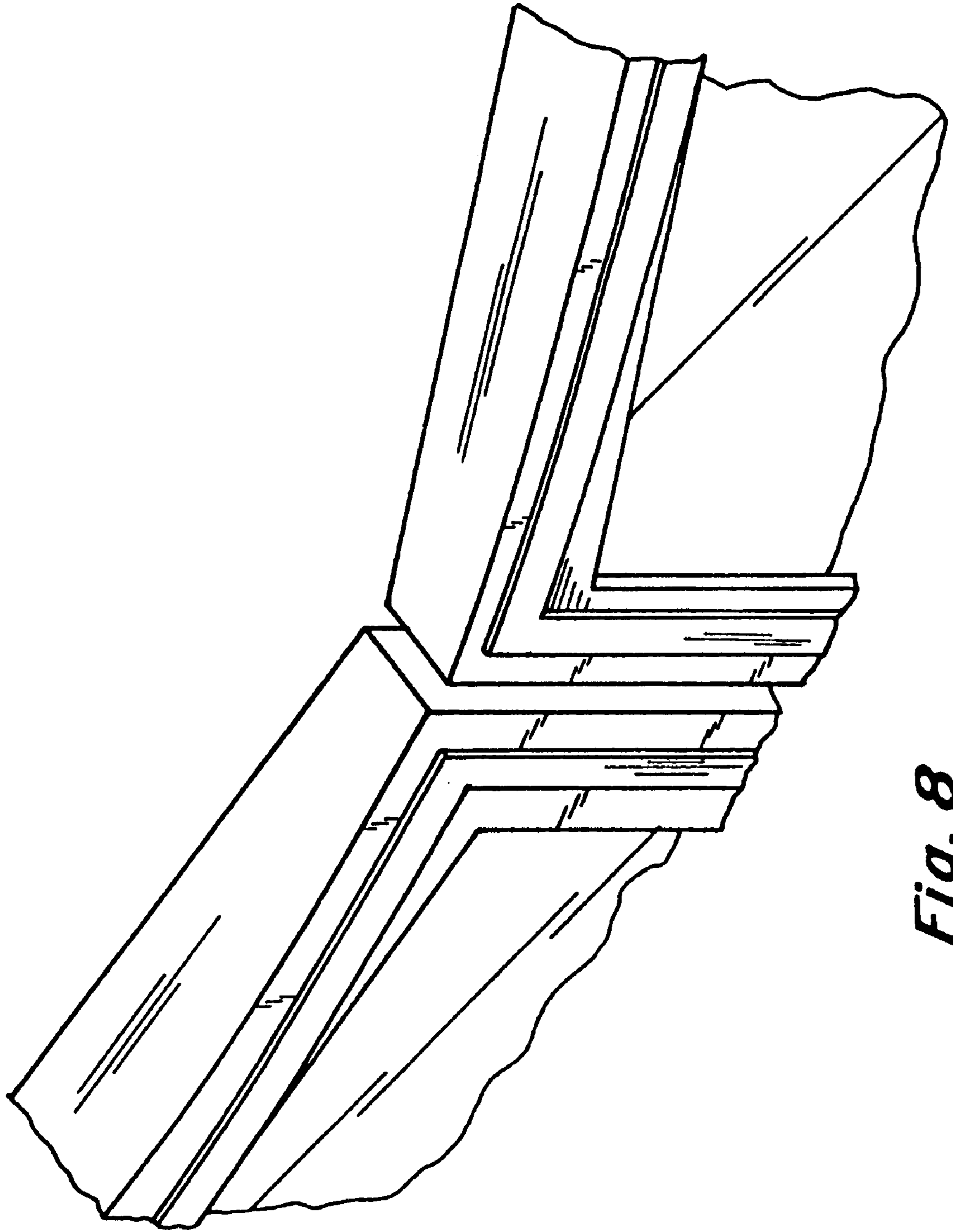


Fig. 8