



US00D416692S

United States Patent [19] Gonzaga

[11] **Patent Number: Des. 416,692**

[45] **Date of Patent: ** Nov. 23, 1999**

[54] **HANGER**

[75] Inventor: **Mark Gonzaga**, 999 N. Doheny Dr., #703, West Hollywood, Calif. 90069

[73] Assignee: **Mark Gonzaga**, West Hollywood, Calif.

[**] Term: **14 Years**

[21] Appl. No.: **29/088,897**

[22] Filed: **Jun. 3, 1998**

[51] **LOC (6) Cl.** **06-08**

[52] **U.S. Cl.** **D6/317; D6/318; D6/319**

[58] **Field of Search** **D6/315, 317, 318, D6/319; 223/85, 88, 91-6, 98; 211/113, 119**

[56] **References Cited**

U.S. PATENT DOCUMENTS

D. 306,802	3/1990	Pedersen	D6/317
737,252	8/1903	Leimberger .	
1,600,949	9/1926	Priest .	
2,112,947	4/1938	Zemba	223/92
2,458,997	1/1949	Levine	223/88
2,641,392	6/1953	Smith	223/88
2,753,093	7/1956	Pick	223/95

2,757,835	8/1956	Scheck	223/88
3,401,854	9/1968	Dodulik	223/92
4,114,786	9/1978	Wiese	223/94
5,613,628	3/1997	Burkhalter	223/85

Primary Examiner—D. J. Bullock
Attorney, Agent, or Firm—Marshall A. Lerner, ESQ.; Bradford E. Mattes, ESQ.; Kleinberg & Lerner, LLP.

[57] **CLAIM**

The ornamental design for a hanger, as shown and described.

DESCRIPTION

FIG. 1 is a perspective view of the front, top and side of my new design.

FIG. 2 is a side view thereof, the other side being a mirror image;

FIG. 3 is a top plan view thereof;

FIG. 4 is a bottom view thereof;

FIG. 5 is a rear view thereof;

FIG. 6 is a front view thereof; and,

FIG. 7 is a side view of a second embodiment of my new design.

The surfaces or portions of the article not shown in the drawing or described in the specification form no part of the claim designed.

1 Claim, 2 Drawing Sheets

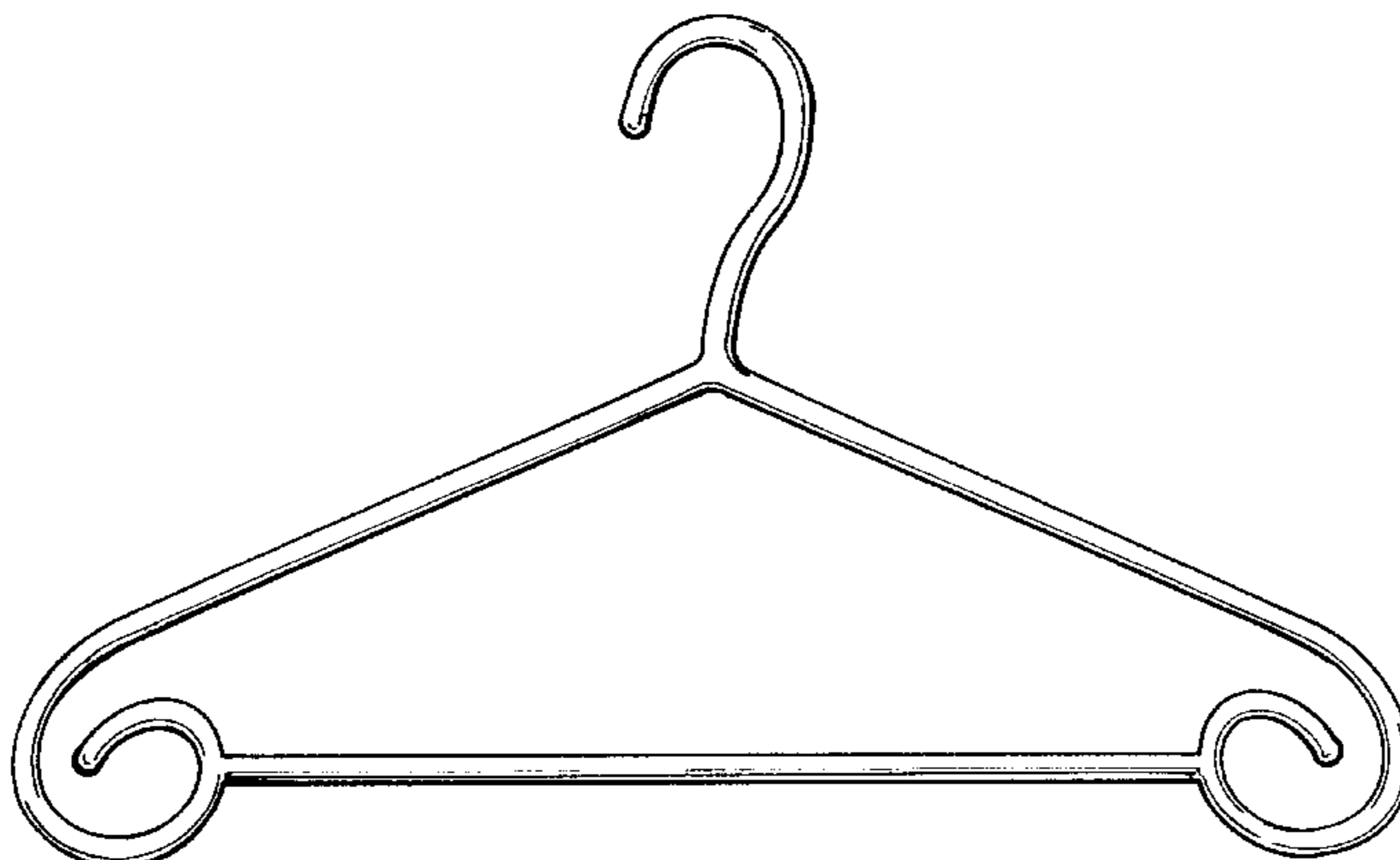
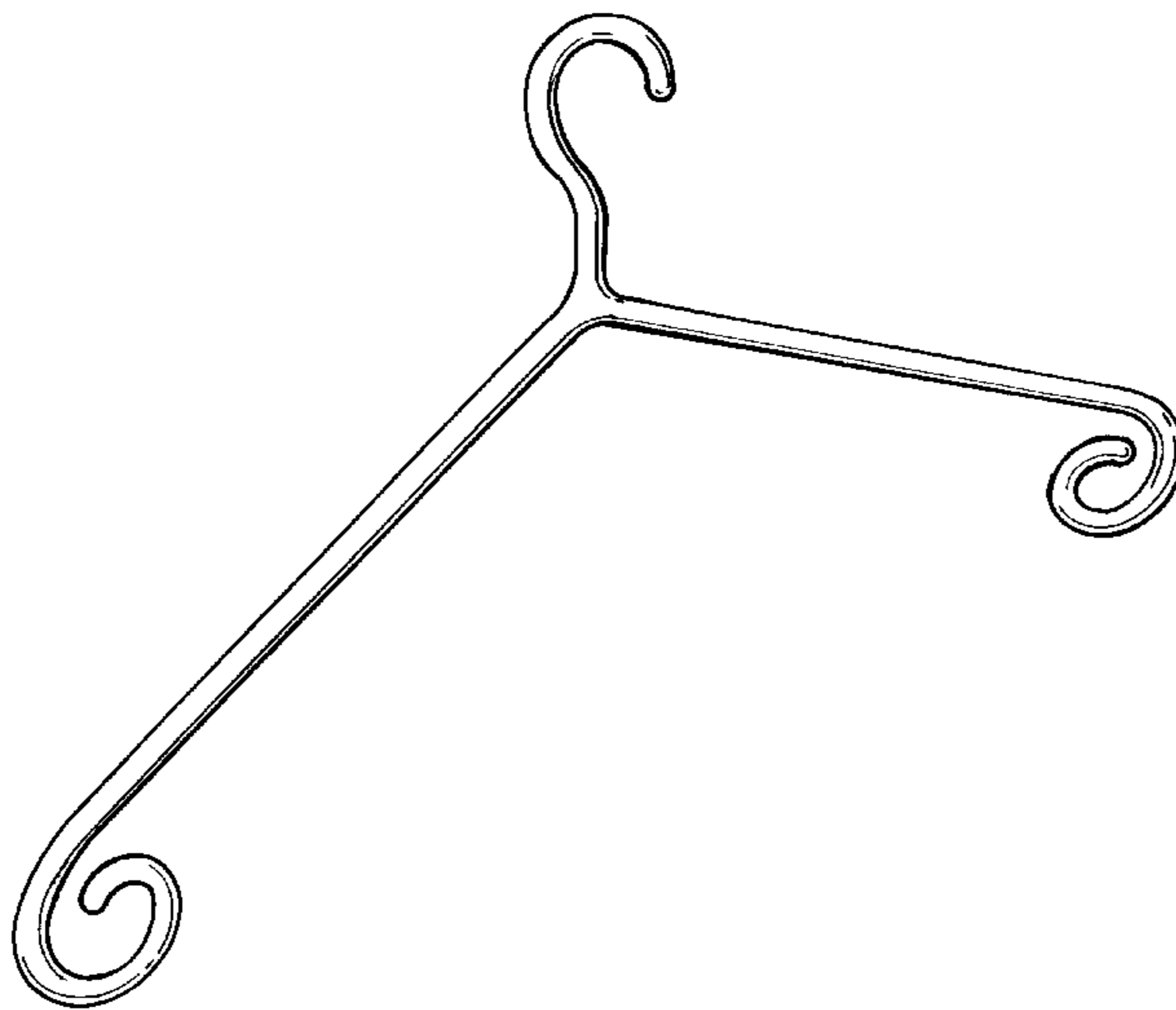


FIG. 1

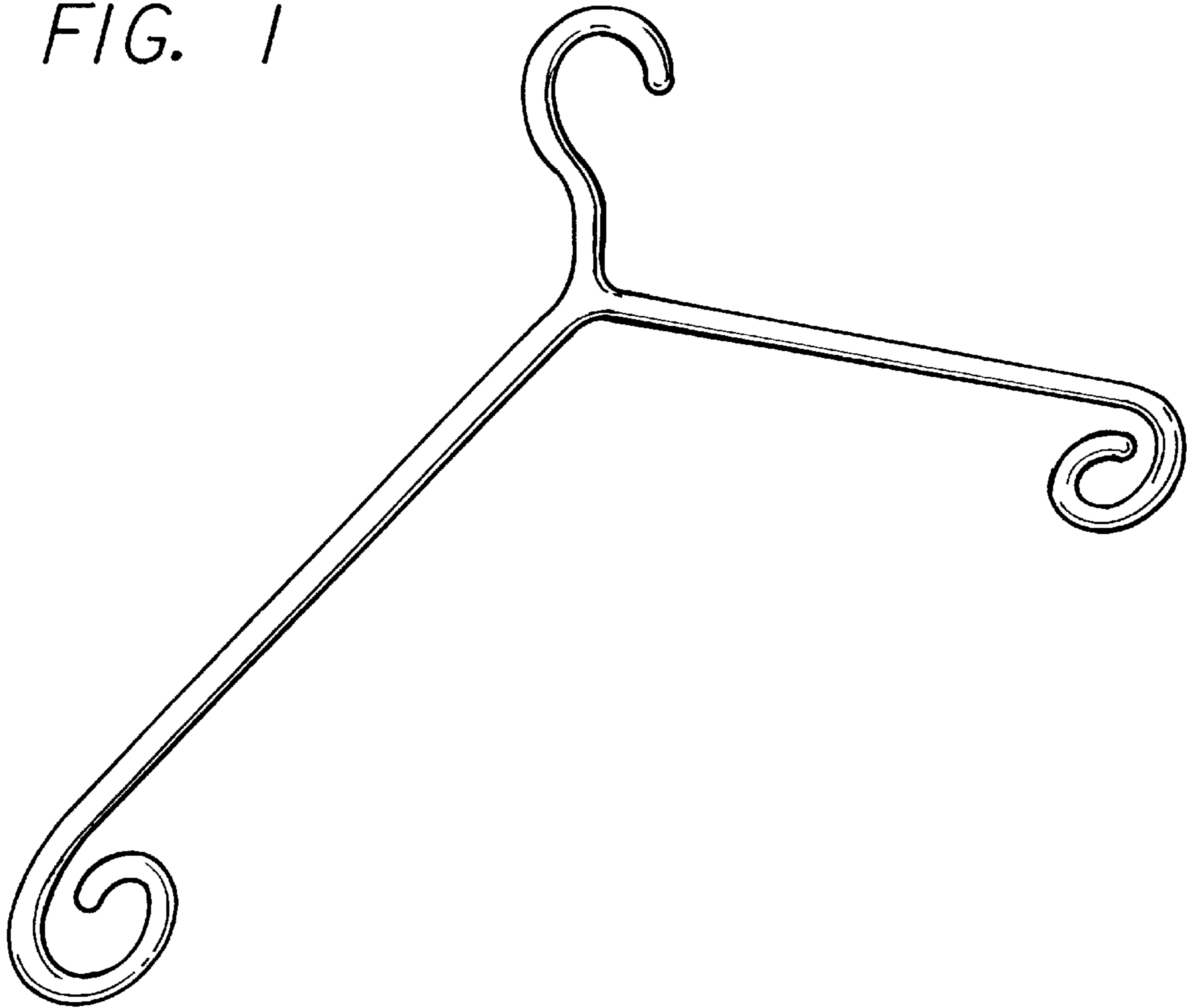


FIG. 2

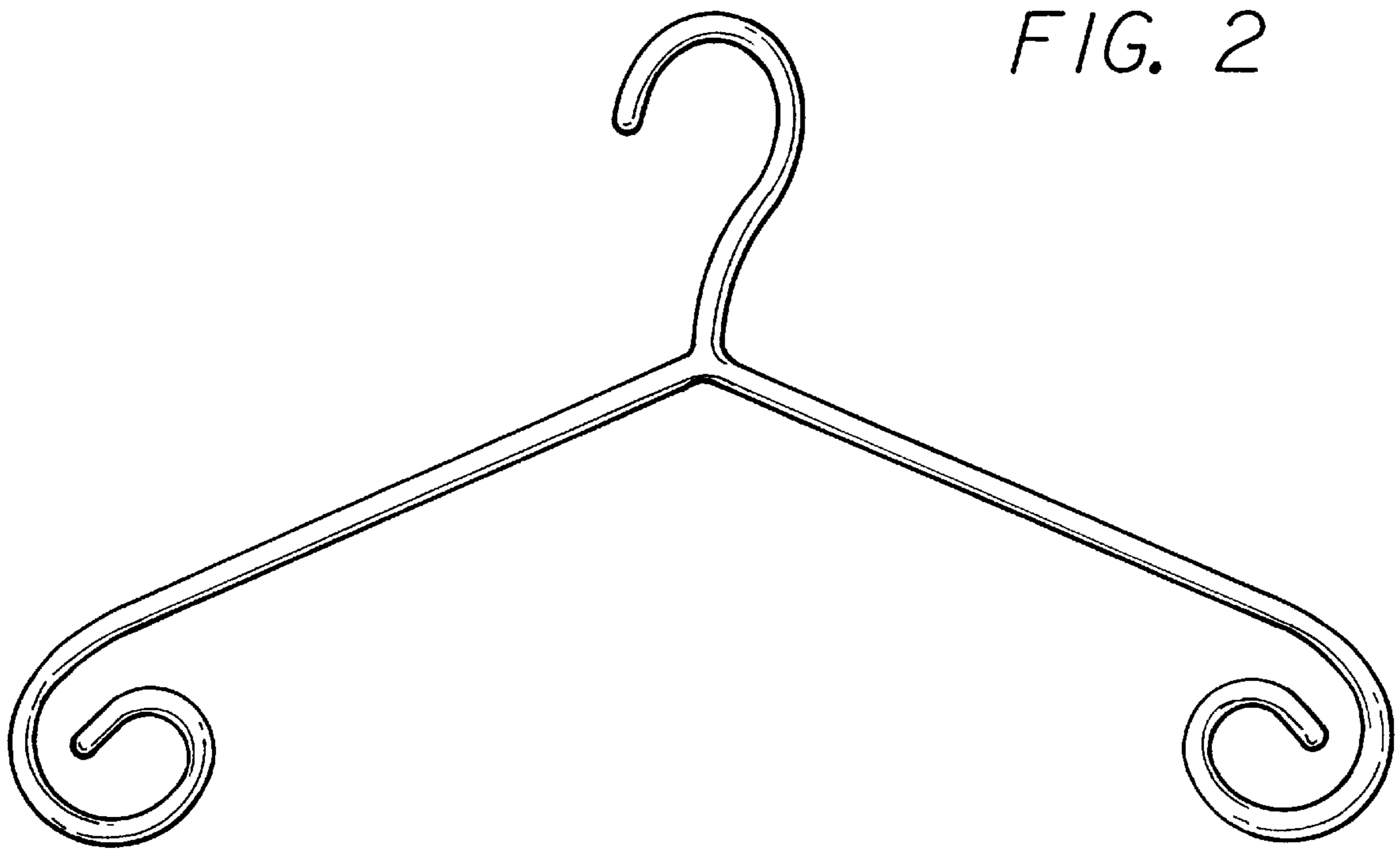


FIG. 3




FIG. 4

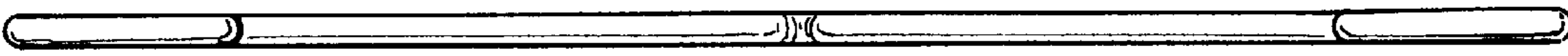


FIG. 5



FIG. 6



FIG. 7

