



US00D416670S

# United States Patent [19] Singer

[11] Patent Number: **Des. 416,670**

[45] Date of Patent: **\*\* Nov. 23, 1999**

[54] **GOLF SHOE OUTSOLE**

[75] Inventor: **Joel A. Singer**, Quincy, Mass.

[73] Assignee: **Spalding Sports Worldwide, Inc.**,  
Chicopee, Mass.

[\*\*] Term: **14 Years**

[21] Appl. No.: **29/096,882**

[22] Filed: **Nov. 23, 1998**

[51] **LOC (6) Cl.** ..... **02-04**

[52] **U.S. Cl.** ..... **D2/955; D2/951; D2/953;**  
**D2/954; D2/956; D2/959**

[58] **Field of Search** ..... D2/896, 897, 902,  
D2/906, 908, 909, 914, 916, 919, 946-962,  
964, 977; 36/3 B, 11.5, 12-15, 25 R, 28,  
32 R, 44, 59 C, 66, 75 R, 76 R, 85, 101,  
103, 104, 106, 113-115, 124, 126, 127-130

[56] **References Cited**

**U.S. PATENT DOCUMENTS**

D. 147,383	8/1947	Schaffer .....	D2/955
D. 213,416	3/1969	Dittmar, Jr. et al. ....	D2/955
D. 281,370	11/1985	Peel .....	D2/955
D. 290,184	6/1987	Boswell .....	D2/957
D. 310,294	9/1990	Petersen .....	D2/955

D. 325,815	5/1992	Bass .....	D2/955
D. 327,977	7/1992	Hallenbeck .....	D2/955
D. 331,658	12/1992	Blissett .....	D2/955
D. 378,319	3/1997	Miyauchi .....	D2/960
D. 386,594	11/1997	Selbiger .....	D2/953
D. 391,044	2/1998	Backus .....	D2/954
D. 392,448	3/1998	Backus .....	D2/954
D. 394,542	5/1998	Wurfbain et al. ....	D2/954
D. 400,346	11/1998	Singer .....	D2/959
D. 401,044	11/1998	Heine .....	D2/954
D. 402,449	12/1998	Robinson et al. ....	D2/951
D. 403,845	1/1999	Pelsue .....	D2/953
D. 405,246	2/1999	Singer .....	D2/946
3,568,340	3/1971	Gardner .....	36/32 R

*Primary Examiner*—Celia Murphy

[57] **CLAIM**

The ornamental design for a golf shoe outsole, as shown and described.

**DESCRIPTION**

FIG. 1 is a bottom plan view of golf shoe outsole showing my new design;

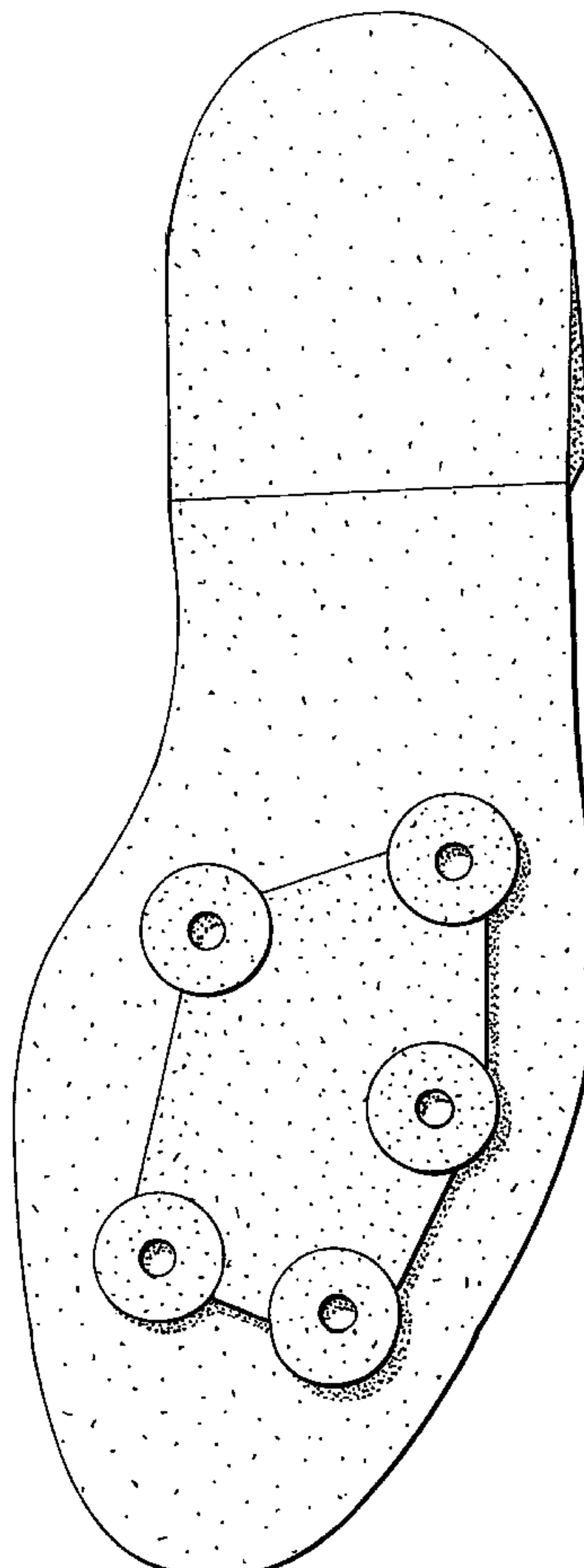
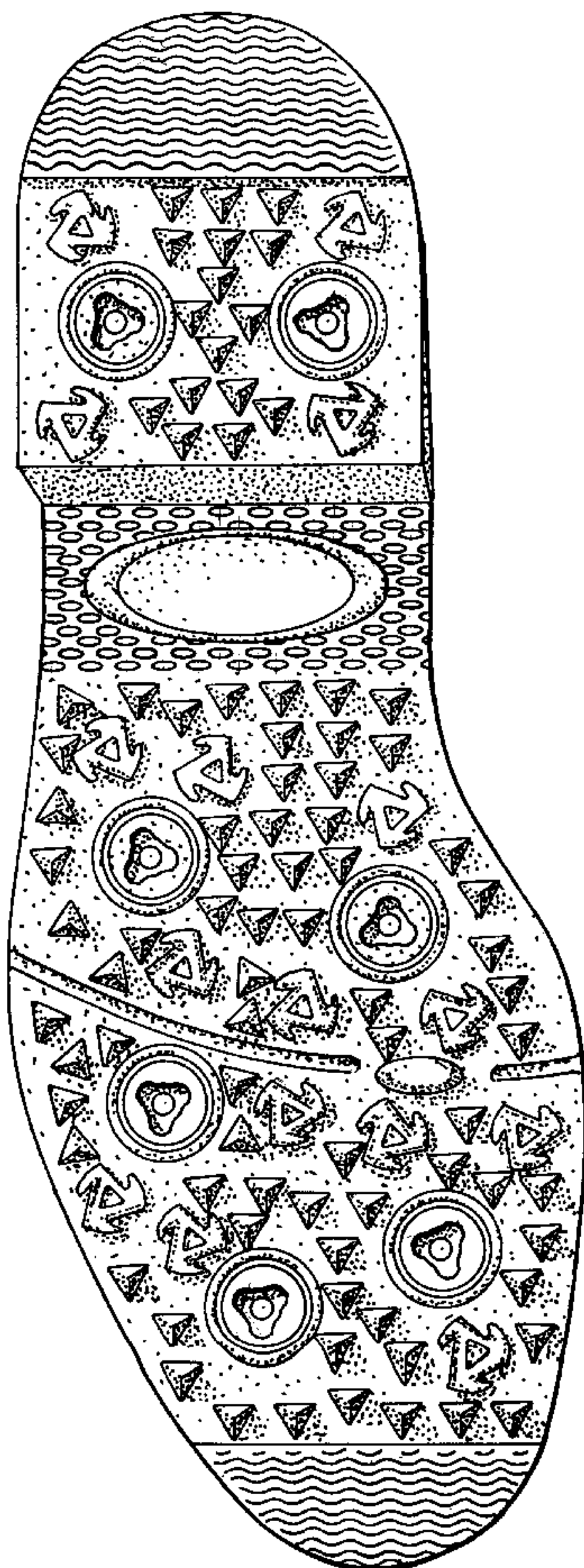
FIG. 2 is a left side elevational view thereof;

FIG. 3 is a right side elevational view thereof;

FIG. 4 is a top plan view thereof; and,

FIG. 5 is a rear elevational view thereof.

**1 Claim, 2 Drawing Sheets**





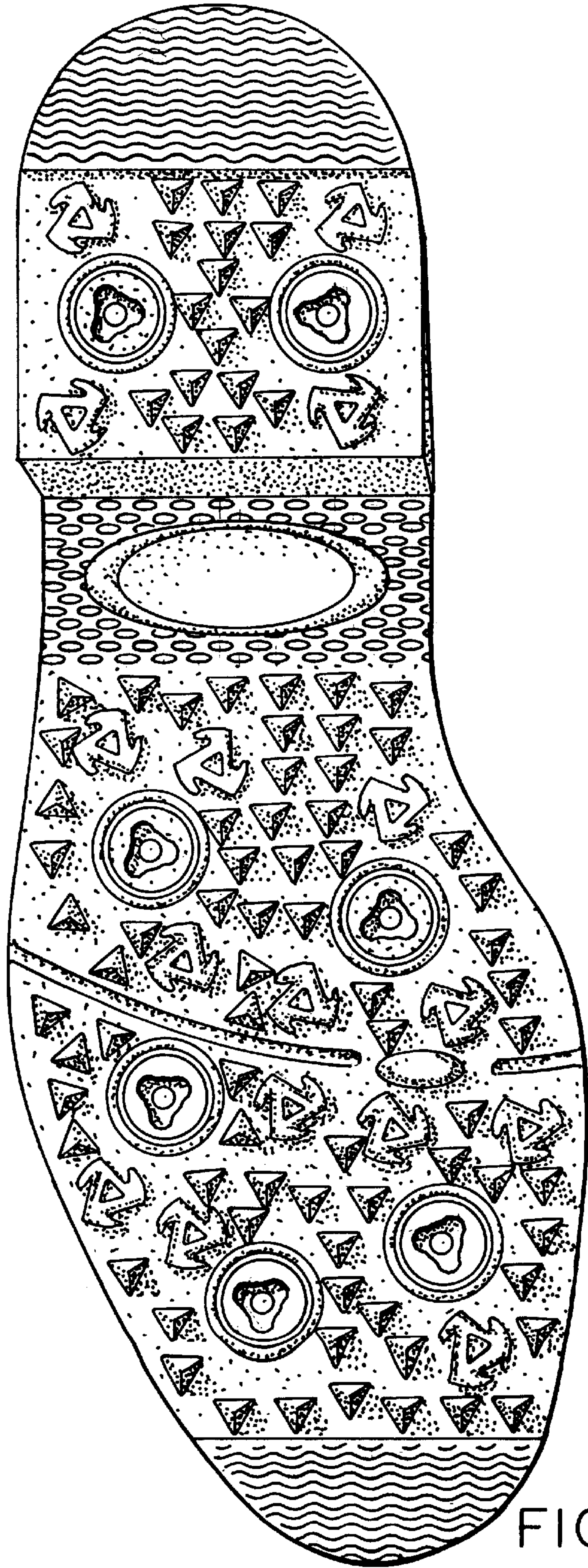


FIG. 1




FIG. 2

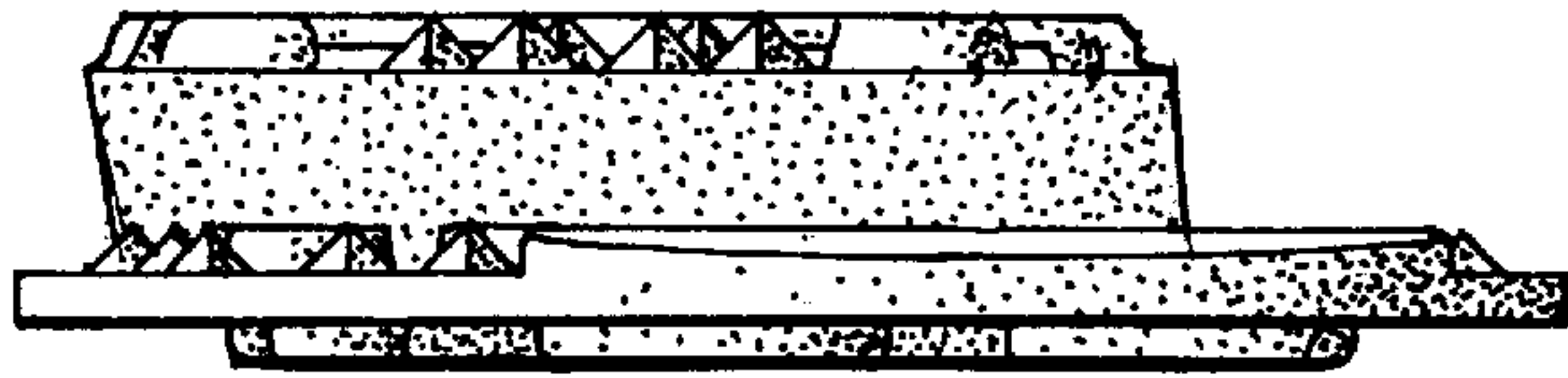


FIG. 4

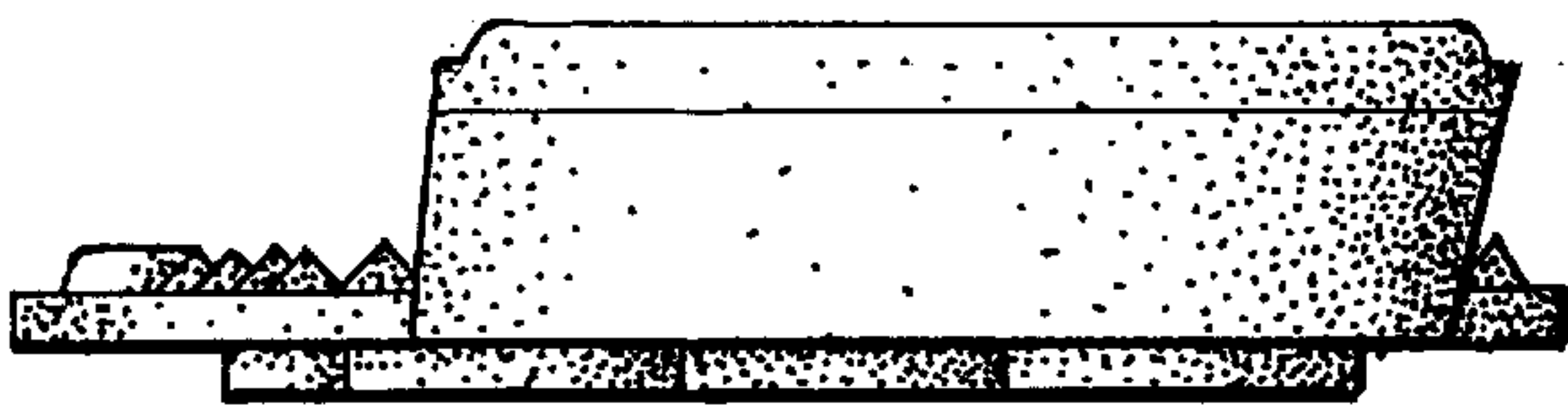


FIG. 5

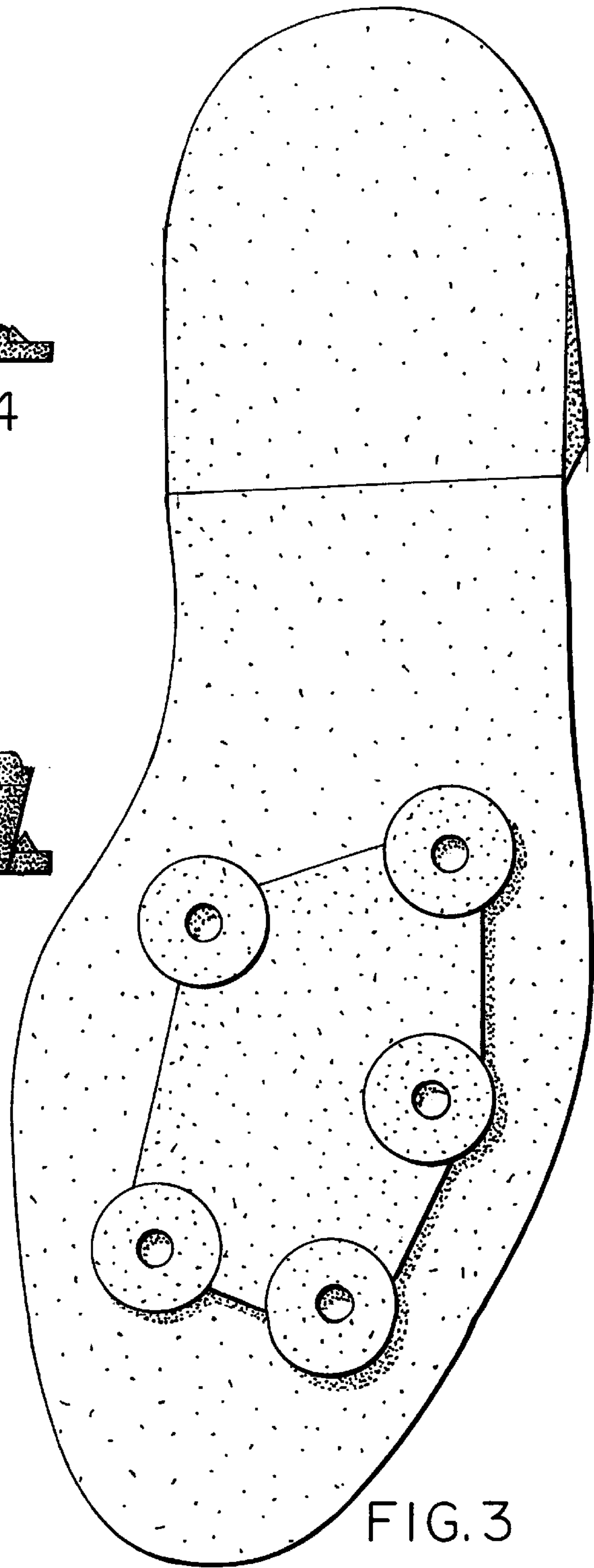


FIG. 3