



US00D416669S

# United States Patent [19]

[11] Patent Number: **Des. 416,669**

Parr et al.

[45] Date of Patent: **\*\* Nov. 23, 1999**

[54] **SHOE OUTSOLE**

[75] Inventors: **Rhonda S. Parr**, Rossville; **Kenneth L. Lindeen**, Topeka, both of Kans.

[73] Assignee: **Payless ShoeSource, Inc.**, Topeka, Kans.

[\*\*] Term: **14 Years**

[21] Appl. No.: **29/095,388**

[22] Filed: **Oct. 22, 1998**

[51] **LOC (6) Cl.** ..... **02-04**

[52] **U.S. Cl.** ..... **D2/954; D2/951; D2/957**

[58] **Field of Search** ..... D2/896, 902, 904, D2/908, 909, 946, 951, 953, 954, 956, 957, 960, 961, 964, 967, 968; 36/3 B, 7.3, 25 R, 25, 28, 32, 32 R

D. 347,516	6/1994	Foster .	
D. 363,371	10/1995	Werman .	
D. 364,265	11/1995	Murray .	
D. 365,921	1/1996	von Conta et al. .	
D. 372,576	8/1996	Mills et al. .	
D. 377,260	1/1997	Foster .....	D2/954
D. 383,594	9/1997	Anderie .....	D2/954
D. 385,987	11/1997	Bramani .	
D. 387,545	12/1997	Cintron et al. .	
D. 388,314	12/1997	Tresser .	
D. 392,450	3/1998	Hardy .	
D. 395,740	7/1998	Bramani .....	D2/951
4,060,917	12/1977	Canale .	
4,137,653	2/1979	Elliot .....	36/32 R
4,213,255	7/1980	Olberz et al. .	
4,255,874	3/1981	Sironi .	
4,741,114	5/1988	Stubblefield .	
5,131,173	7/1992	Cass .....	36/25 R

*Primary Examiner*—Celia Murphy  
*Attorney, Agent, or Firm*—Lathrop & Gage L.C.

[56] **References Cited**

**U.S. PATENT DOCUMENTS**

D. 133,176	7/1942	Gregg .	
D. 186,154	9/1959	Zerkowitz .....	D2/955
D. 234,014	12/1974	Traver .	
D. 244,642	6/1977	Famolare, Jr. ....	D2/957
D. 245,734	9/1977	Jacobs .	
D. 256,180	8/1980	Turner .	
D. 262,327	12/1981	Famolare, Jr. ....	D2/955
D. 288,027	2/1987	Tonkel .	
D. 289,943	5/1987	Liebscher et al. .	
D. 294,537	3/1988	Le .	
D. 325,805	5/1992	Herber .	
D. 326,956	6/1992	Damianoe et al. .	
D. 329,130	9/1992	Yoon .	

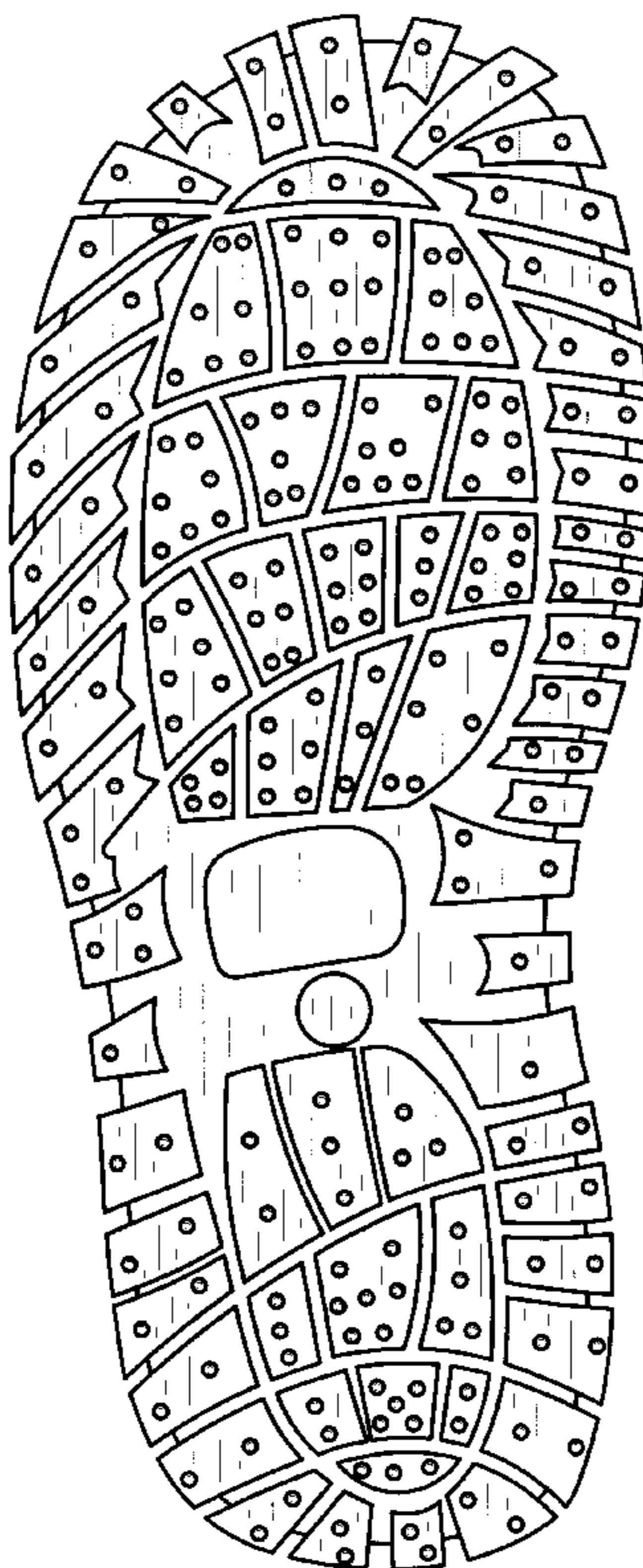
[57] **CLAIM**

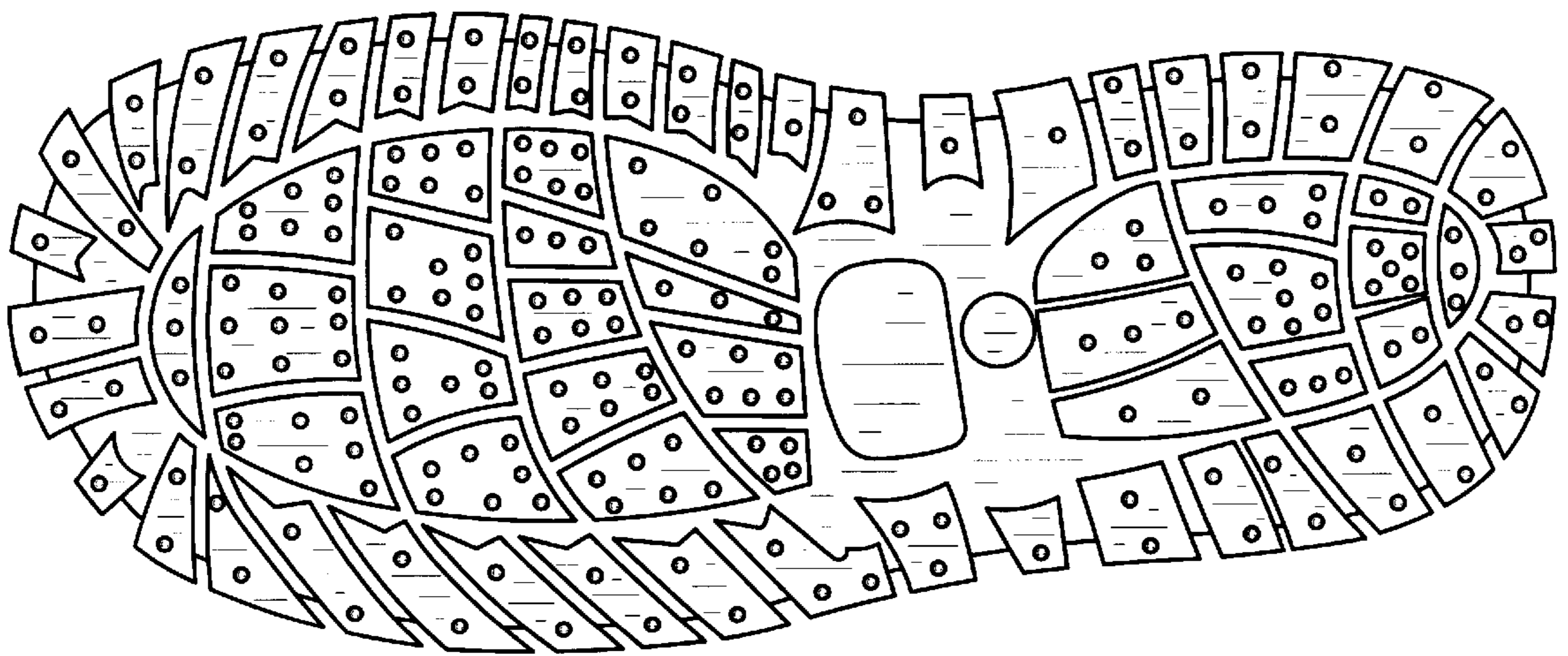
The ornamental design for a shoe outsole, as shown and described.

**DESCRIPTION**

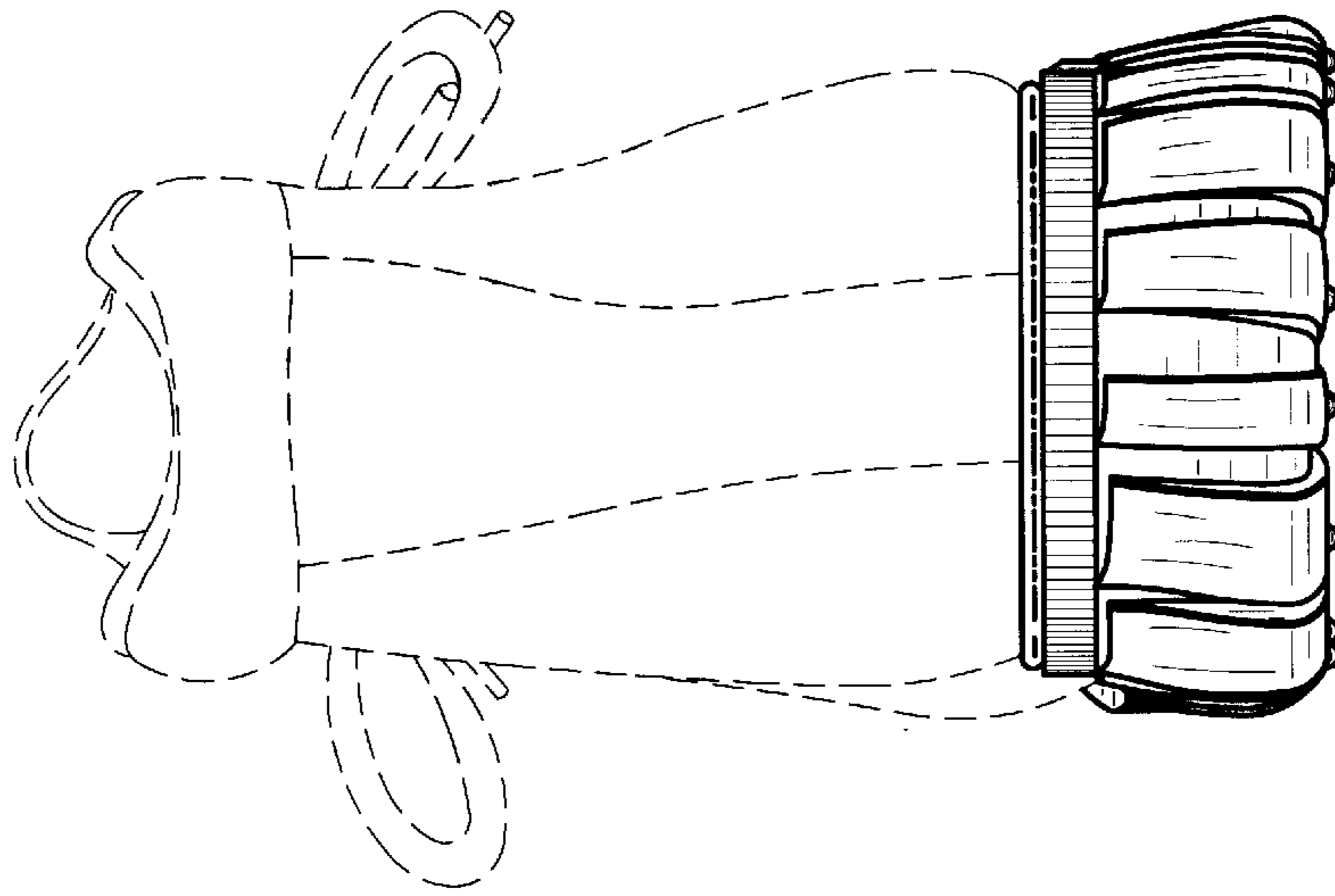
FIG. 1 is a bottom plan view of a shoe outsole showing our new design;  
FIG. 2 is a rear elevational view thereof, the broken lines showing a shoe upper in FIGS. 2-5 being for illustrative purposes only and form no part of the claimed design;  
FIG. 3 is a front elevational view thereof;  
FIG. 4 is a right side elevational view thereof; and,  
FIG. 5 is a left side elevational view thereof.

**1 Claim, 2 Drawing Sheets**

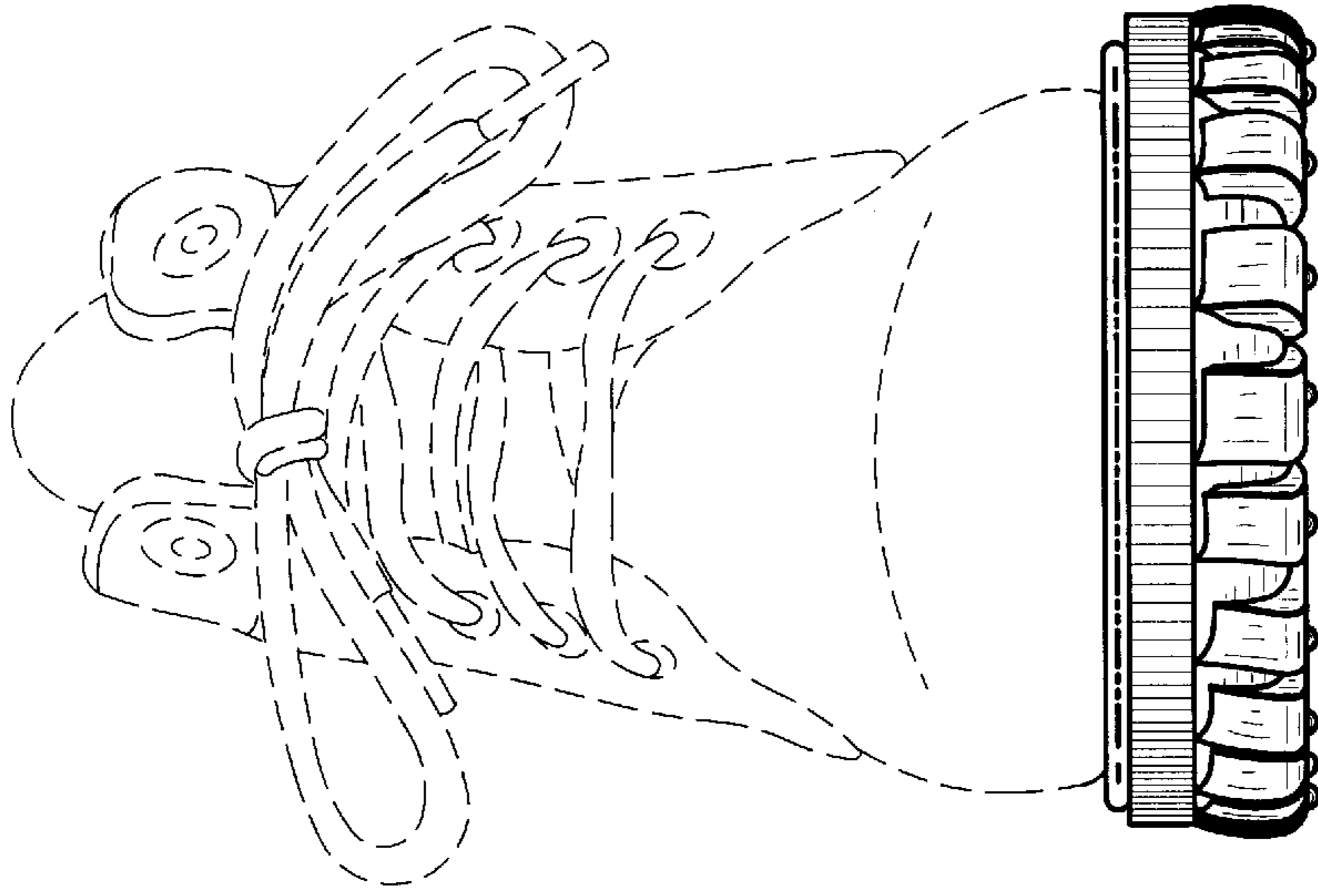




*Fig. 1.*



*Fig. 2.*



*Fig. 3.*

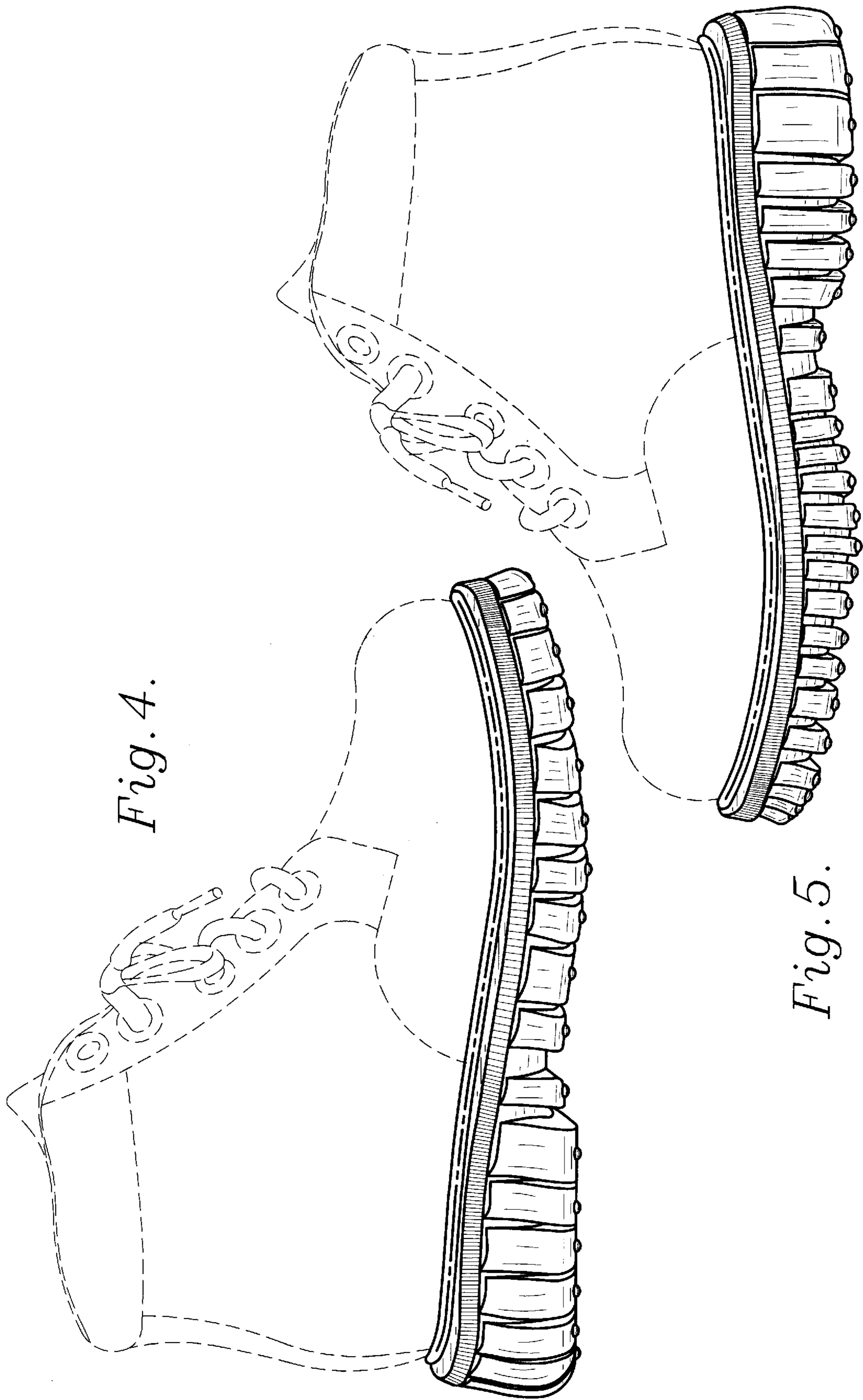


Fig. 4.

Fig. 5.