



US00D416647S

United States Patent [19]
Wonderley

[11] **Patent Number: Des. 416,647**
[45] **Date of Patent: ** Nov. 16, 1999**

[54] **SAFETY RAZOR HANDLE**
[75] **Inventor: Jeffrey W. Wonderley**, Fort Defiance, Va.
[73] **Assignee: American Safety Razor Company**, Verona, Va.
[**] **Term: 14 Years**
[21] **Appl. No.: 29/095,170**
[22] **Filed: Oct. 16, 1998**

5,050,301 9/1991 Apprille, Jr. 30/529
5,692,529 12/1997 Fekete 30/34.05 X

FOREIGN PATENT DOCUMENTS

142202 6/1935 Austria 30/101
94 00 769 7/1994 Germany 28/3
93 00 457 10/1994 Germany 28/3
027322 9/1993 WIPO 20/3

Primary Examiner—Ted Shooman
Assistant Examiner—C. Tuttle
Attorney, Agent, or Firm—McDermott, Will & Emery

Related U.S. Application Data

[63] Continuation-in-part of application No. 29/041,718, Jul. 24, 1995.
[51] **LOC (6) Cl. 28-03**
[52] **U.S. Cl. D28/48**
[58] **Field of Search D28/45-49; 30/32, 30/34.05, 34.2, 47-51, 526-540**

[57] **CLAIM**

The ornamental design for a safety razor handle, as shown and described.

DESCRIPTION

FIG. 1 is a front perspective view of the safety handle razor showing my new design;
FIG. 2 is a top plan view of the safety razor handle of FIG. 1;
FIG. 3 is a left side elevation view of the safety razor handle of FIG. 1, the right side elevation view being a mirror image thereof;
FIG. 4 is a bottom plan view of the safety razor handle of FIG. 1;
FIG. 5 is a front elevation view of the safety razor handle of FIG. 1; and,
FIG. 6 is a rear elevation view only of the safety razor handle of FIG. 1.

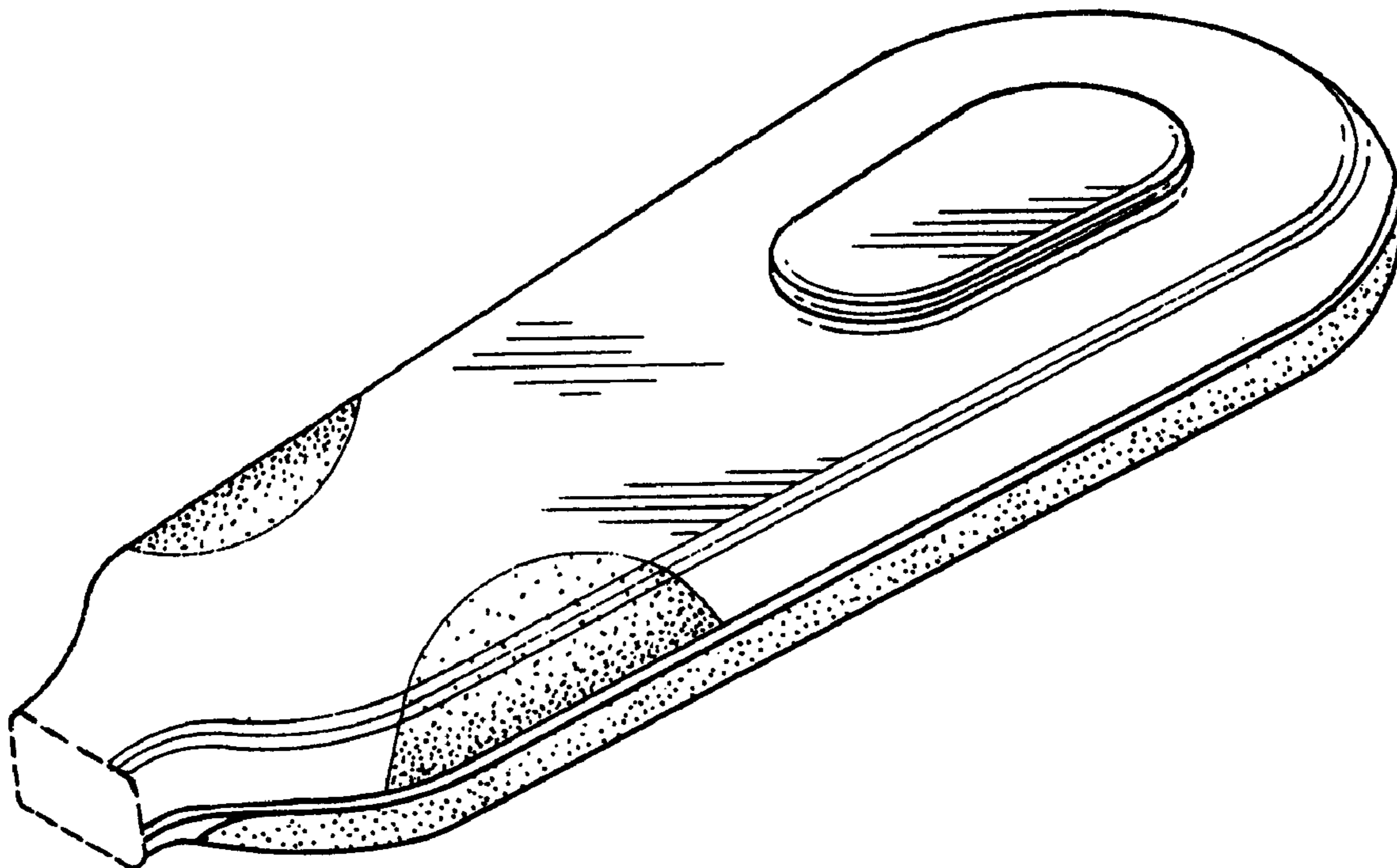
The broken lines which define the bounds of the claimed design form no part thereof.

[56] **References Cited**

U.S. PATENT DOCUMENTS

D. 192,298 2/1962 Hvale et al. .
D. 197,333 1/1964 Kelly D25/49
D. 230,221 1/1974 Glaberson et al. D28/48
D. 242,085 10/1976 Maloney et al. D28/48
D. 260,944 9/1981 Gray D28/46
D. 346,880 5/1994 Meisner et al. D28/48
D. 373,444 9/1996 Shurtleff et al. D28/48
D. 389,955 1/1998 Wonderley D28/48
2,370,815 3/1945 Ross 30/74
2,645,009 7/1953 Chen 30/526
3,552,005 1/1971 Fischer 30/34.05

1 Claim, 3 Drawing Sheets



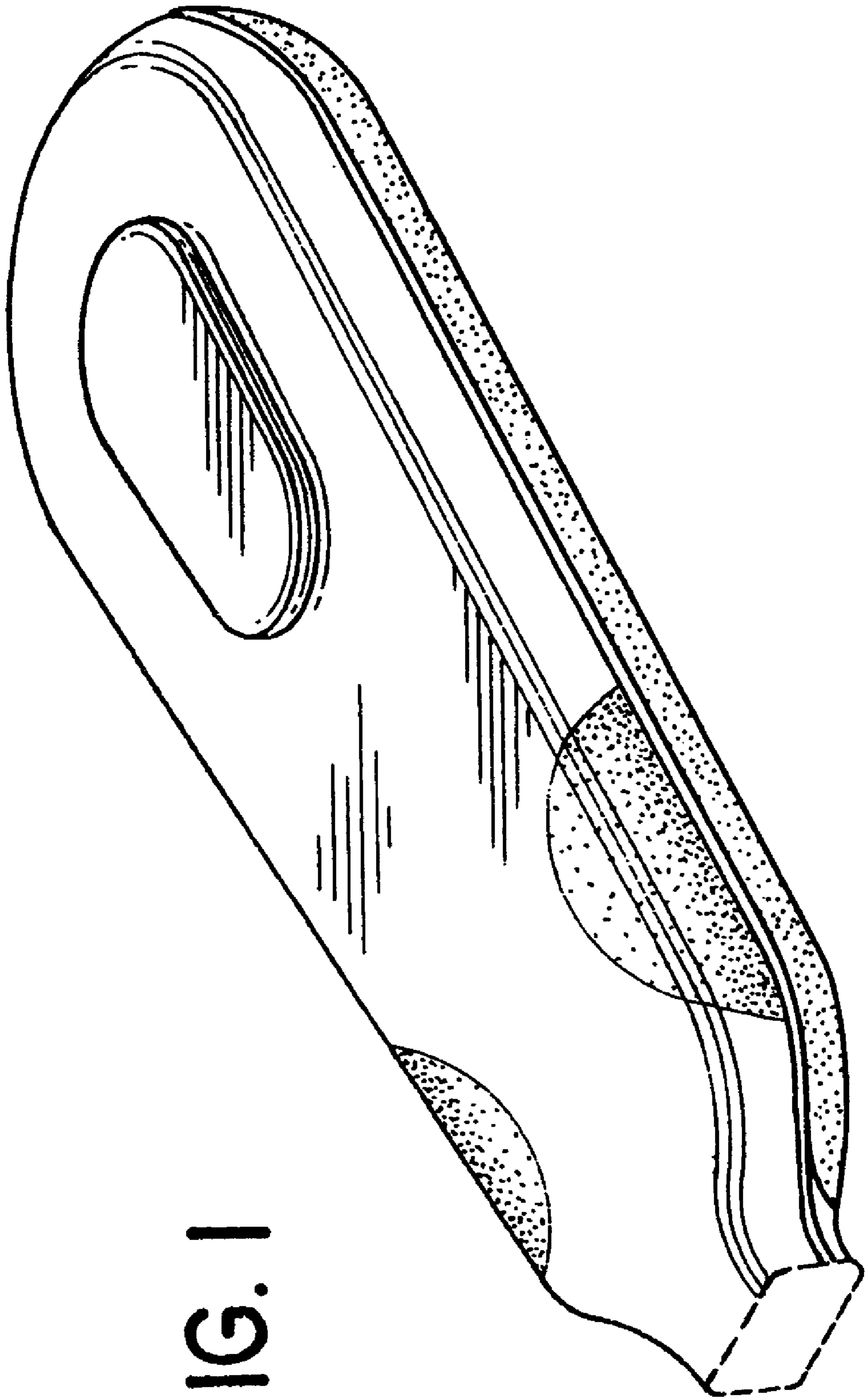


FIG. 1

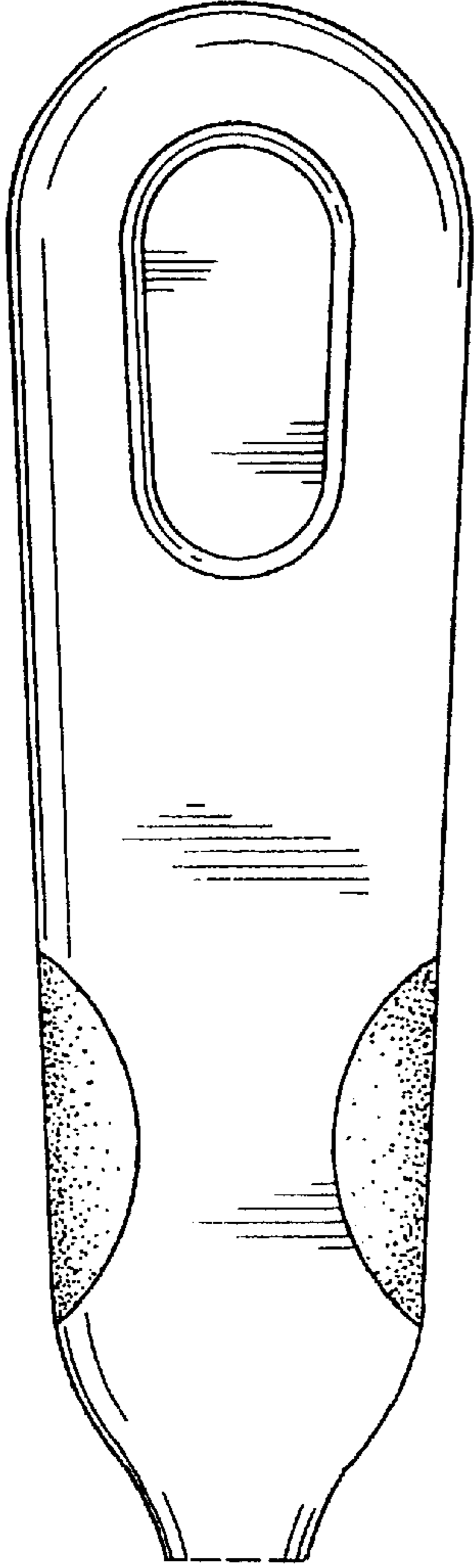


FIG. 2




FIG. 3

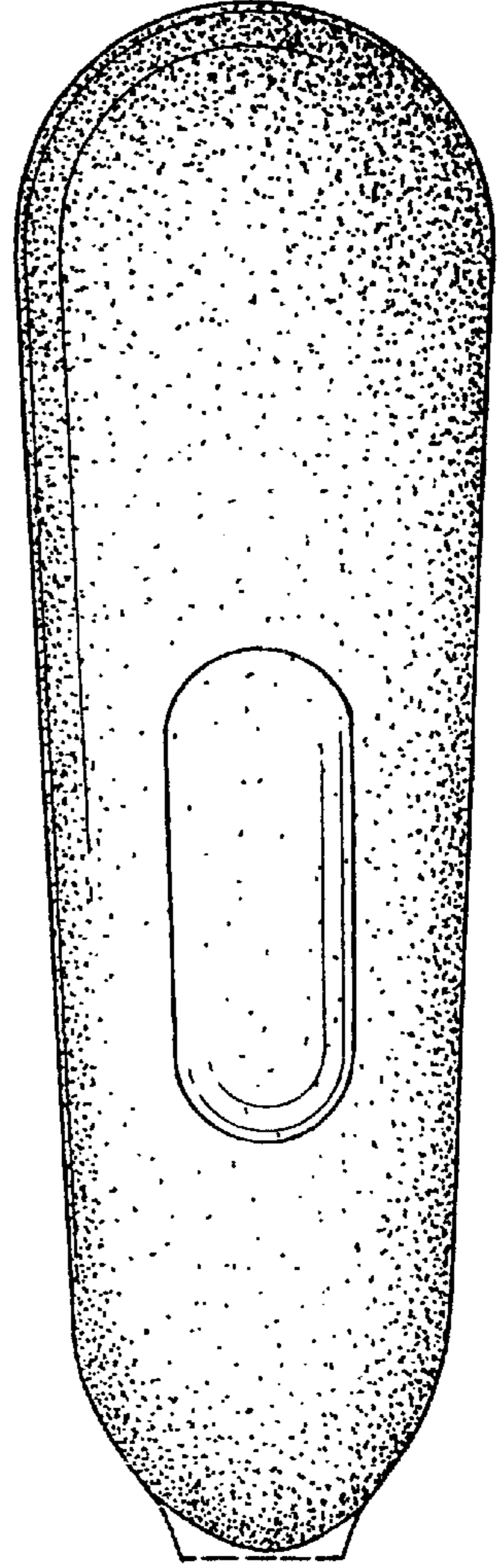


FIG. 4

FIG. 5




FIG. 6

