



US00D416634S

**United States Patent** [19]  
**Törmänen**

[11] **Patent Number: Des. 416,634**

[45] **Date of Patent: \*\* Nov. 16, 1999**

[54] **DECORATIVE PANEL**

5,649,689 7/1997 Wilson ..... 256/24  
5,671,913 9/1997 Vesper ..... 256/24

[76] Inventor: **Mauno Törmänen**, Takatie 5, 90440  
Kempele, Suomi, Finland

*Primary Examiner*—Doris Clark  
*Attorney, Agent, or Firm*—Antonelli, Terry, Stout & Kraus,  
LLP

[\*\*] Term: **14 Years**

[21] Appl. No.: **29/091,706**

[57] **CLAIM**

[22] Filed: **Aug. 4, 1998**

The ornamental design for a decorative panel, as shown and described.

[51] **LOC (6) Cl.** ..... **25-01**

**DESCRIPTION**

[52] **U.S. Cl.** ..... **D25/157; D25/138; D25/163**

[58] **Field of Search** ..... 256/24, 73; D25/38,  
D25/138, 157, 158, 159, 163, 151, 160;  
52/314, 311.1, 316

FIG. 1 is a front elevational view of the decorative panel;  
FIG. 2 is an elevational view of the left side of the decorative  
panel, the right side being the same;  
FIG. 3 is a top plan view of the decorative panel;  
FIG. 4 is a bottom plan view of the decorative panel; and,  
FIG. 5 is a sectional view taken along line 5—5 of FIG. 1.

[56] **References Cited**

**U.S. PATENT DOCUMENTS**

D. 244,544 5/1977 Tellman et al. .... D25/163  
D. 323,726 2/1992 Murphy ..... D25/157

**1 Claim, 2 Drawing Sheets**




FIG. 2




FIG. 1

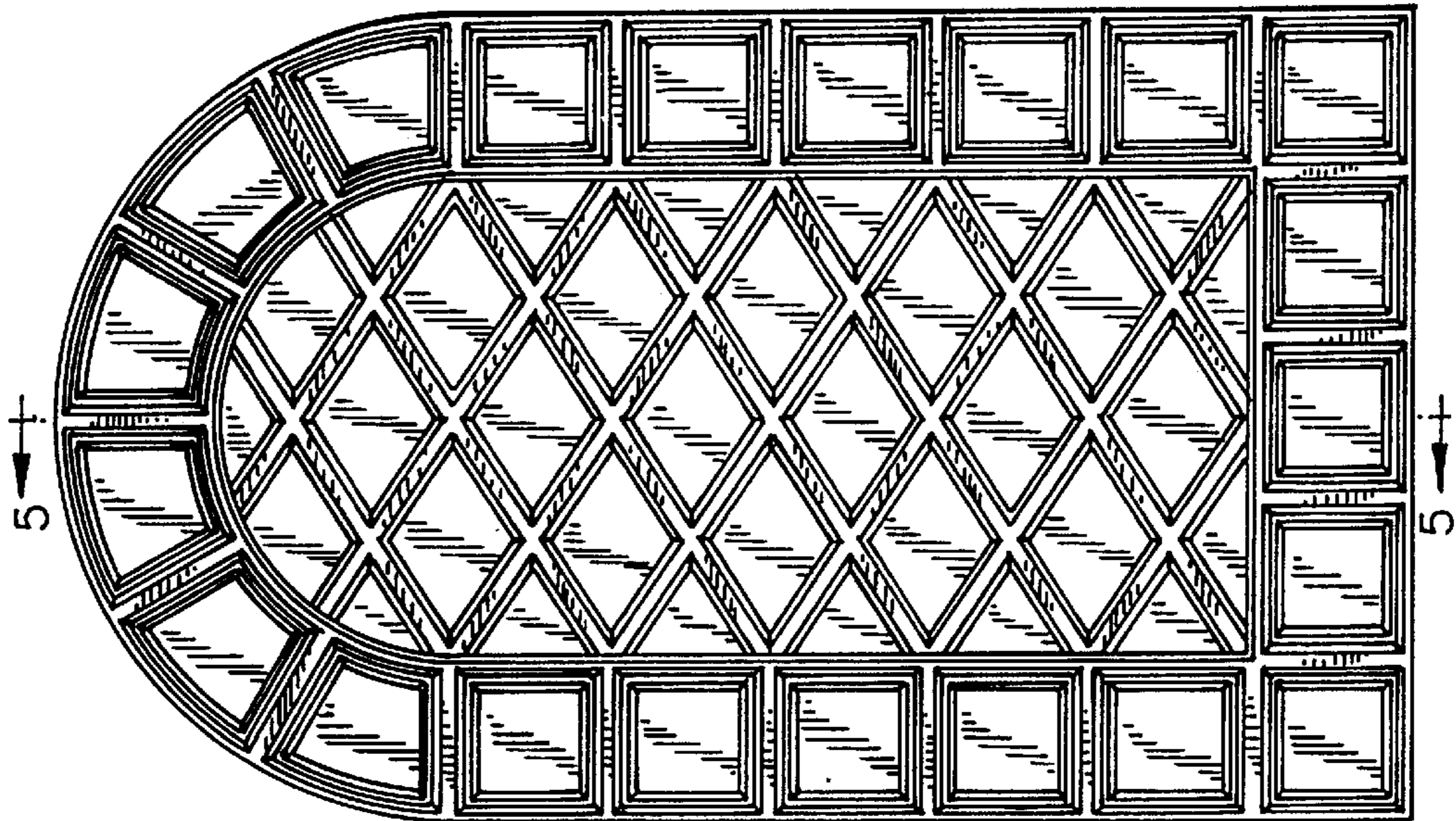


FIG. 3




FIG. 4

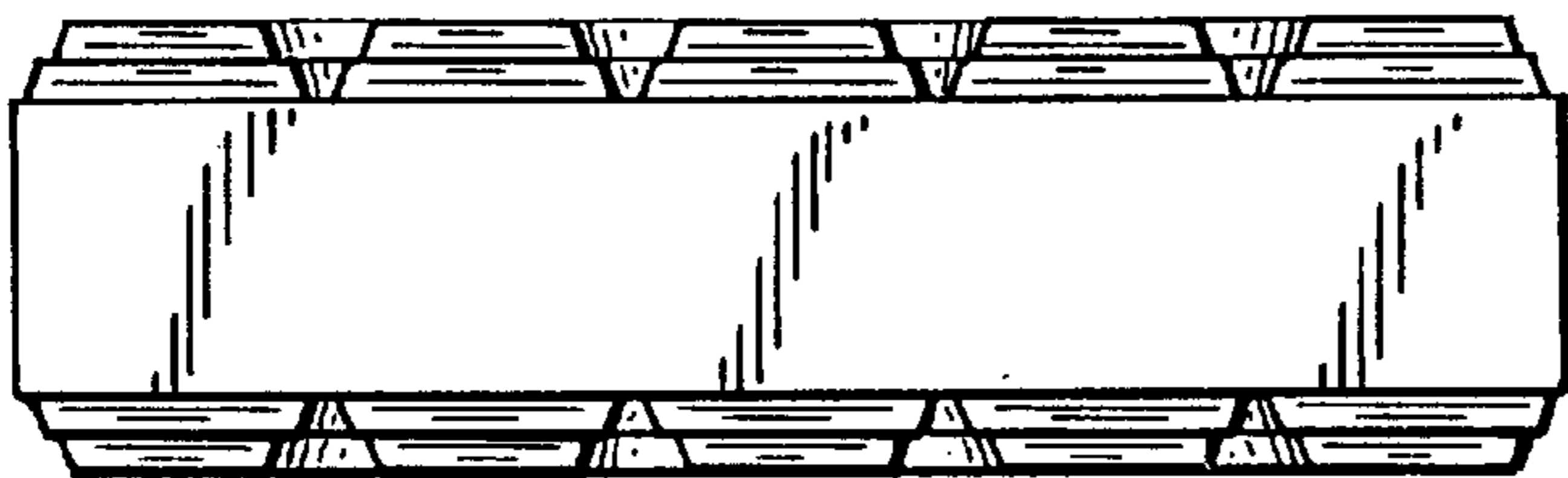


FIG. 5

