



US00D416633S

United States Patent [19]
Horton

[11] **Patent Number: Des. 416,633**

[45] **Date of Patent: ** Nov. 16, 1999**

[54] **STRUCTURAL PIECE**

[76] Inventor: **Graham Horton**, Neue Gasse 22,
D-90403 Nuernberg, Germany

[**] Term: **14 Years**

[21] Appl. No.: **29/081,498**

[22] Filed: **Jan. 5, 1998**

[30] **Foreign Application Priority Data**

Jul. 5, 1997 [DD] German Dem. Rep. M97060712

[51] **LOC (6) Cl.** **25-01**

[52] **U.S. Cl.** **D25/138**

[58] **Field of Search** D25/1, 138; 52/311.1,
52/311.2, 318, DIG. 10; 273/236, 239,
264, 271, 276, 282.1, 284; D21/478, 479,
480

[56] **References Cited**

U.S. PATENT DOCUMENTS

D. 309,192 7/1990 Colani D25/138
4,223,890 9/1980 Schoen 52/311.2
5,636,485 6/1997 Al-Saleh 52/311.1

Primary Examiner—Doris Clark

Attorney, Agent, or Firm—Venable; George H. Spencer;
Ashley J. Wells

[57] **CLAIM**

The ornamental design for a structural piece, as shown and described.

DESCRIPTION

FIG. 1 is a front elevational view of a structural piece showing my new design, the rear being identical thereto; FIG. 2 is a top plan view thereof; FIG. 3 is a bottom plan view thereof;

FIG. 4 is a left side elevational view of FIG. 1; FIG. 5 is a right side elevational view of FIG. 1; FIG. 6 is a front elevational view of a second embodiment of a structural piece showing my new design, the rear being identical thereto; FIG. 7 is a top plan view thereof; FIG. 8 is a bottom plan view thereof; FIG. 9 is a left side elevational view of FIG. 6; FIG. 10 is a right side elevational view of FIG. 6; FIG. 11 is a front elevational view of a third embodiment of a structural piece showing my new design, the rear being identical thereto; FIG. 12 is a top plan view thereof; FIG. 13 is a bottom plan view thereof; FIG. 14 is a left side elevational view of FIG. 11; FIG. 15 is a right side elevational view of FIG. 11; FIG. 16 is a front elevational view of a fourth embodiment of a structural piece showing my new design, the rear being identical thereto; FIG. 17 is a top plan view thereof; FIG. 18 is a bottom plan view thereof; FIG. 19 is a left side elevational view of FIG. 16; FIG. 20 is a right side elevational view of FIG. 16; FIG. 21 is a front elevational view of a fifth embodiment of a structural piece showing my new design, the rear being identical thereto; FIG. 22 is a top plan view thereof; FIG. 23 is a bottom plan view thereof; FIG. 24 is a left side elevational view of FIG. 21; FIG. 25 is a right side elevational view of FIG. 21; FIG. 26 is a front elevational view of a sixth embodiment of a structural piece showing my new design, the rear being identical thereto; FIG. 27 is a top plan view thereof; FIG. 28 is a bottom plan view thereof; FIG. 29 is a left side elevational view of FIG. 26; and, FIG. 30 is a right side elevational view of FIG. 26.

1 Claim, 6 Drawing Sheets

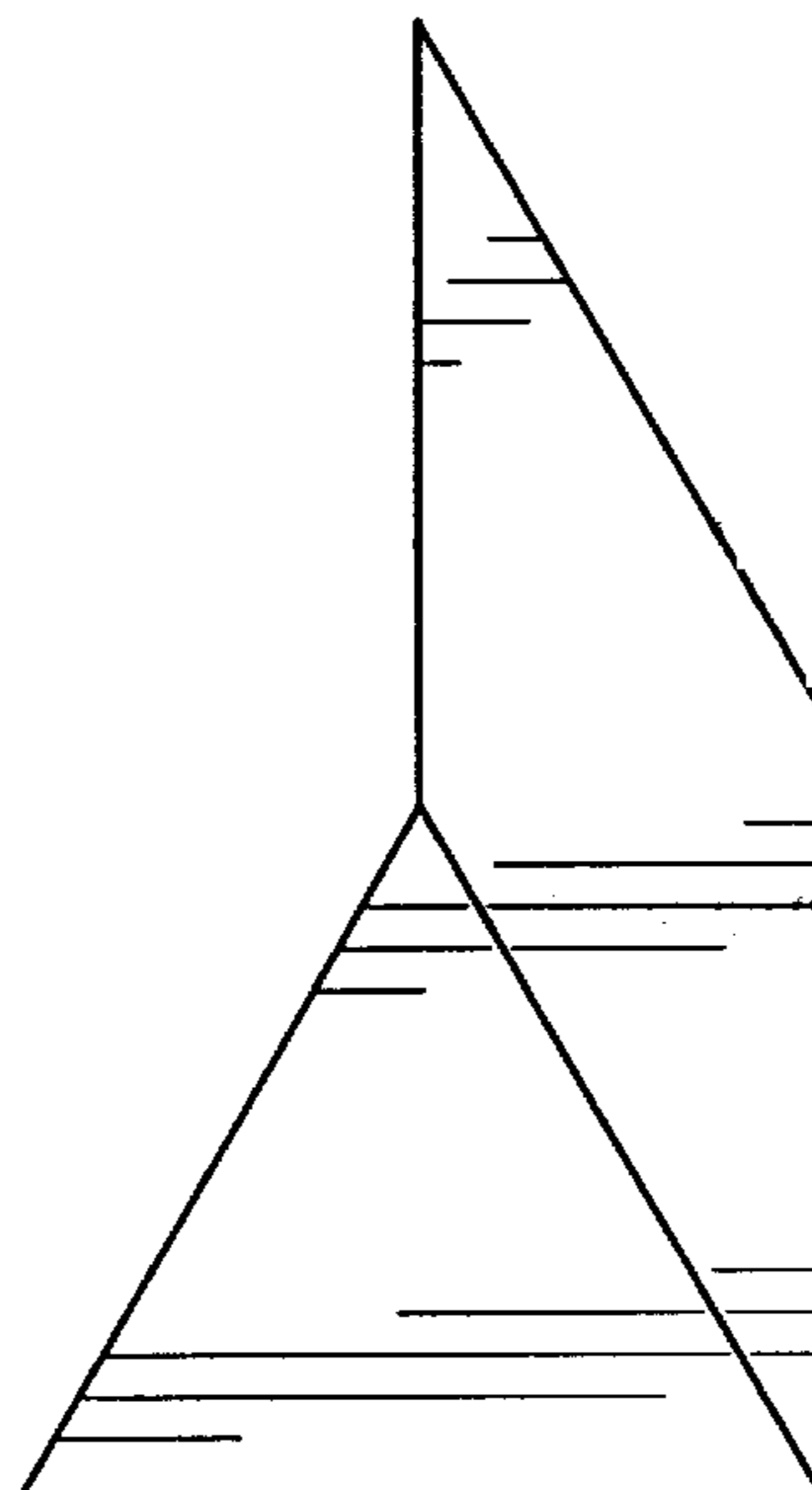




FIG. 2



FIG. 3

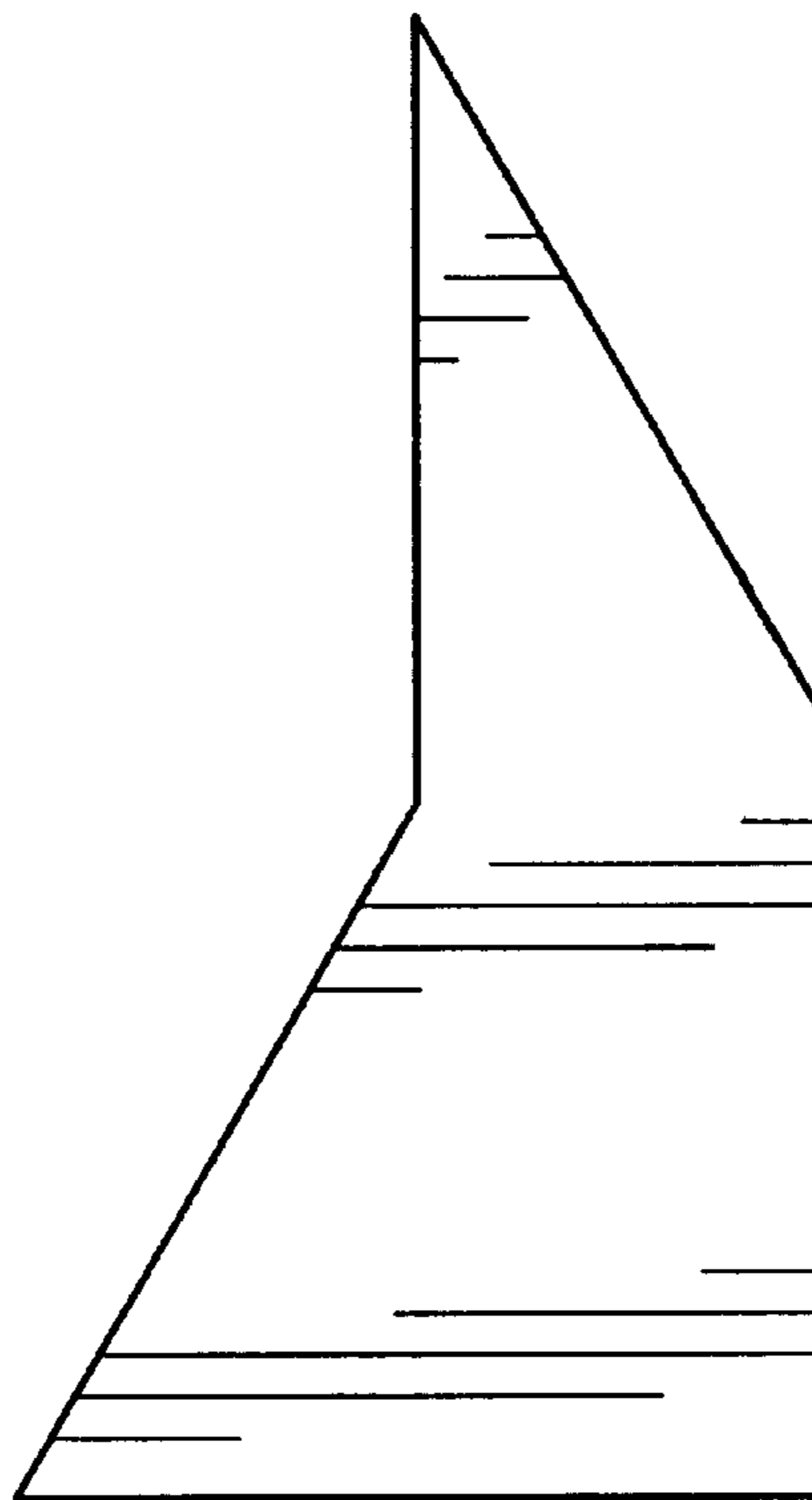


FIG. 1



FIG. 4



FIG. 5



FIG. 7



FIG. 8

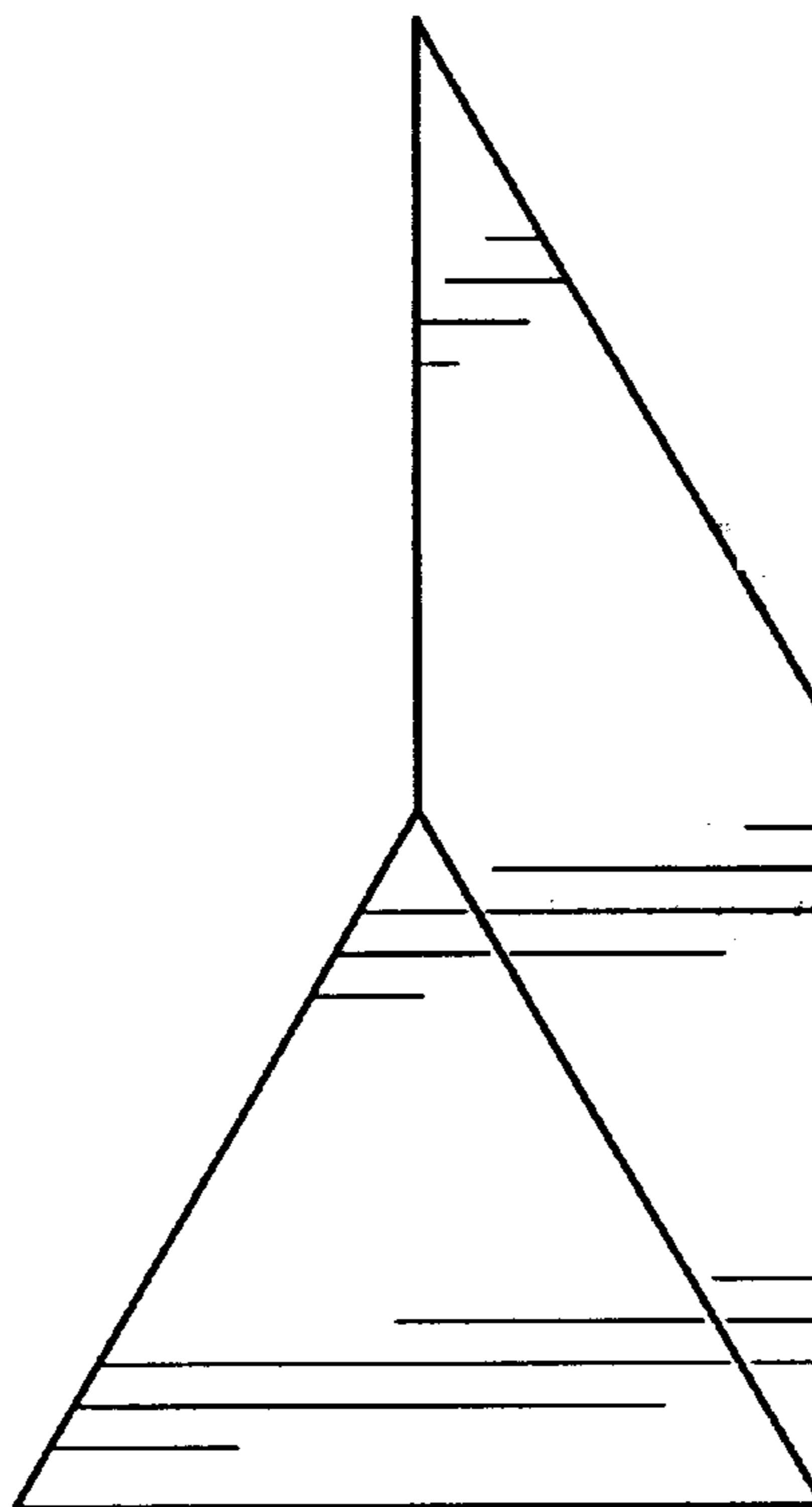


FIG. 6



FIG. 9



FIG. 10



FIG. 12



FIG. 13

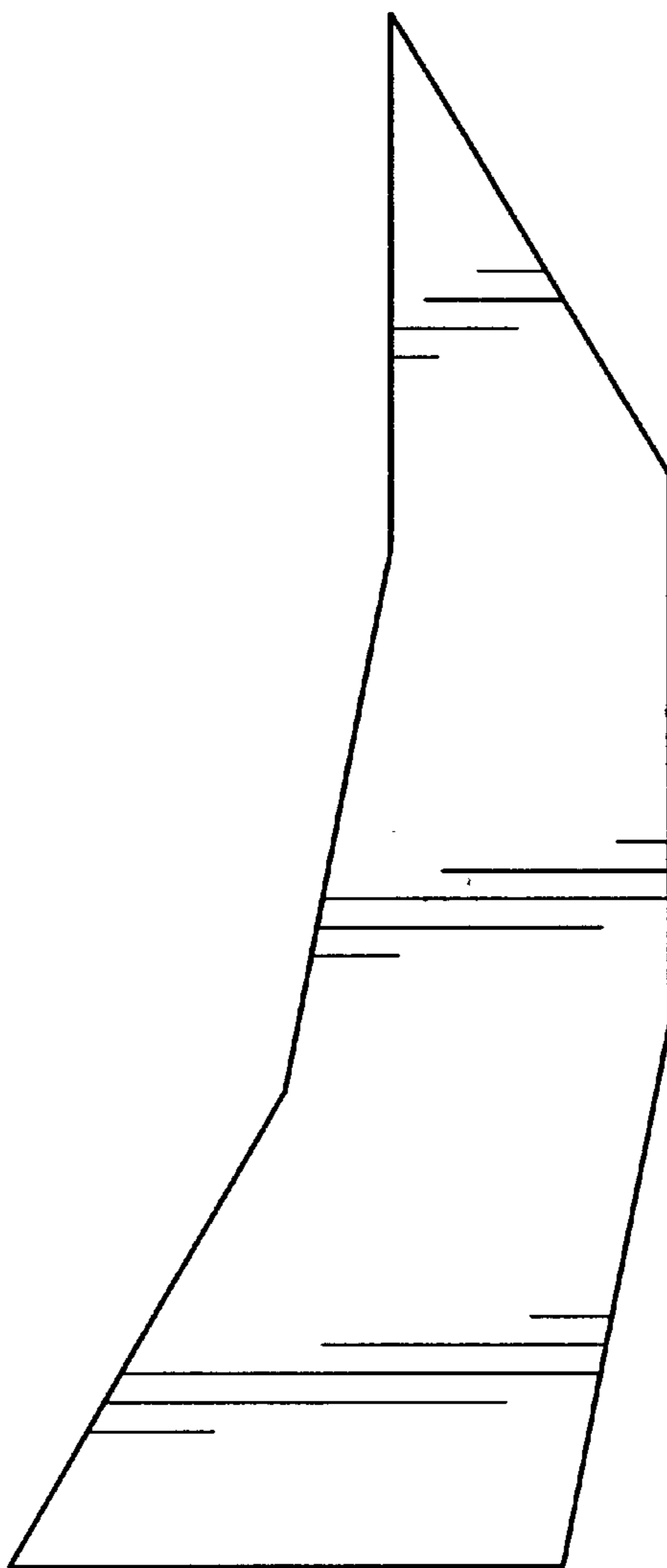


FIG. 11



FIG. 14



FIG. 15



FIG. 17



FIG. 18

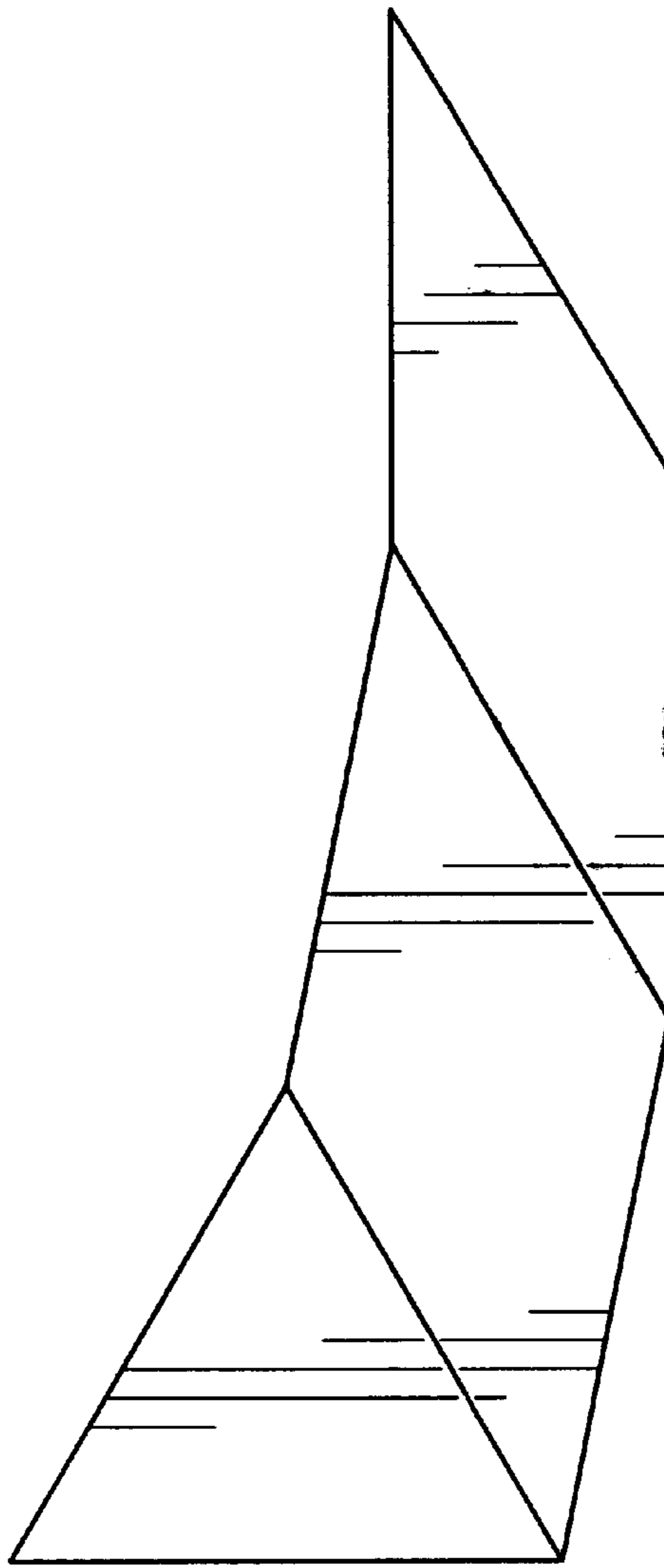


FIG. 16



FIG. 19



FIG. 20




FIG. 22



FIG. 23

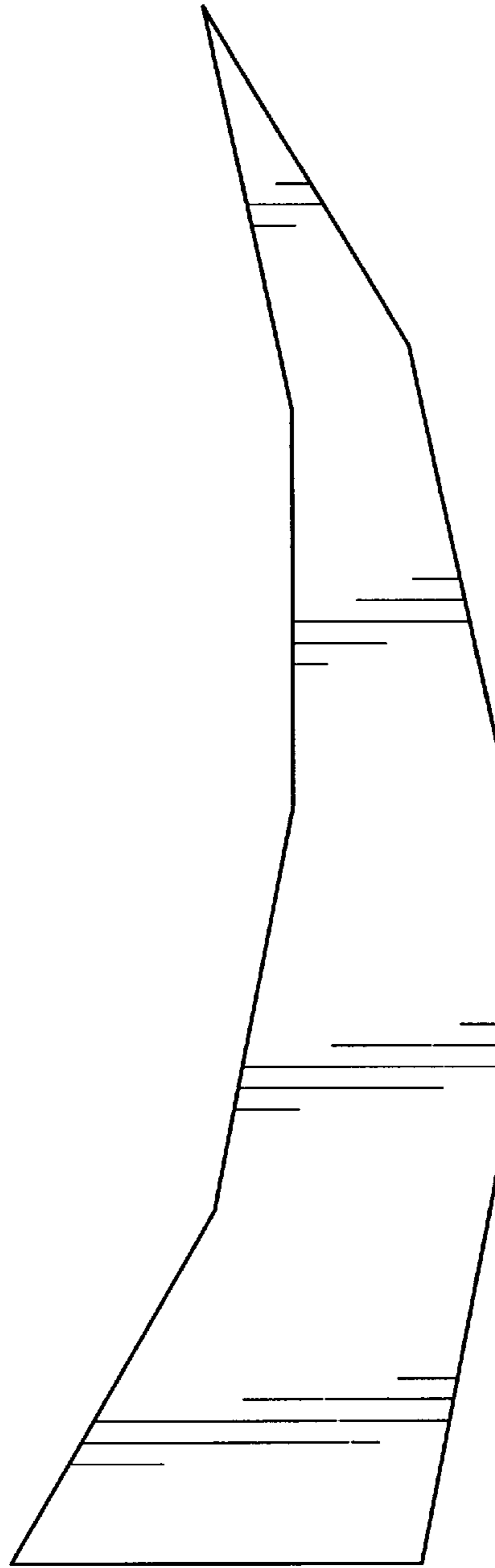


FIG. 21



FIG. 24




FIG. 25



FIG. 27



FIG. 28

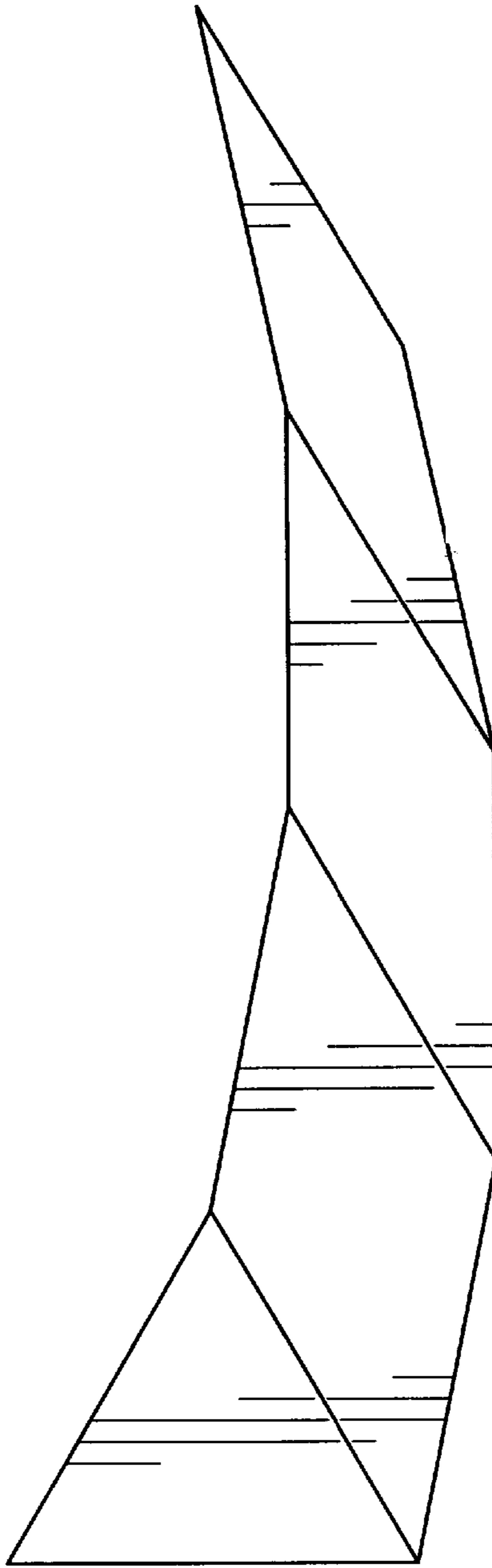


FIG. 26



FIG. 29




FIG. 30

UNITED STATES PATENT AND TRADEMARK OFFICE
CERTIFICATE OF CORRECTION

PATENT NO. : Des. 416,633
DATED : November 16, 1999
INVENTOR(S) : Graham Horton

It is certified that error appears in the above-identified patent and that said Letters Patent is hereby corrected as shown below:


On the title page, of the Patent, section [30] Foreign Application Priority Data, please delete "[DD] German Dem.

Rep.....M97060712" and insert therefore

--[DE] Fed. Rep. of Germany...M9706071.2--.

Signed and Sealed this
Twenty-ninth Day of May, 2001

Attest:



NICHOLAS P. GODICI

Attesting Officer

Acting Director of the United States Patent and Trademark Office