



US00D416632S

United States Patent [19]
Pelosi, Jr.

[11] **Patent Number: Des. 416,632**

[45] **Date of Patent: ** Nov. 16, 1999**

[54] **COVE BASE**

[76] Inventor: **Frank Pelosi, Jr.**, 625 E. Chapel Ave.,
Cherry Hill, N.J. 08034

[**] Term: **14 Years**

[21] Appl. No.: **29/095,179**

[22] Filed: **Oct. 19, 1998**

[51] **LOC (6) Cl.** **25-01**

[52] **U.S. Cl.** **D25/136**

[58] **Field of Search** 52/290, 287.1,
52/288.1, 273, 716.1; D25/136

[56] **References Cited**

U.S. PATENT DOCUMENTS

D. 371,609	7/1996	Pelosi et al.	D25/119
D. 372,546	8/1996	Pelosi et al.	D25/164
D. 392,055	3/1998	Pelosi et al.	D25/136
2,300,084	10/1942	Wright	20/74
3,408,250	10/1968	Finefrock	52/290
3,549,471	12/1970	Denton	161/86

4,845,910	7/1989	Hanson et al.	52/288
5,010,703	4/1991	Pearlman et al.	52/288
5,212,923	5/1993	Pelosi et al.	52/288

Primary Examiner—Doris Clark
Attorney, Agent, or Firm—Norman E. Lehrer

[57] **CLAIM**

The ornamental design for a “cove base”, as shown and described.

DESCRIPTION

FIG. 1 is a rear perspective view of a “cove base” showing my new design;
FIG. 2 is a front perspective view thereof;
FIG. 3 is a bottom plan view thereof;
FIG. 4 is a rear perspective view of an alternate embodiment thereof;
FIG. 5 is a front perspective view of the alternate embodiment shown in FIG. 4; and,
FIG. 6 is a bottom plan view of the alternate embodiment.

1 Claim, 2 Drawing Sheets

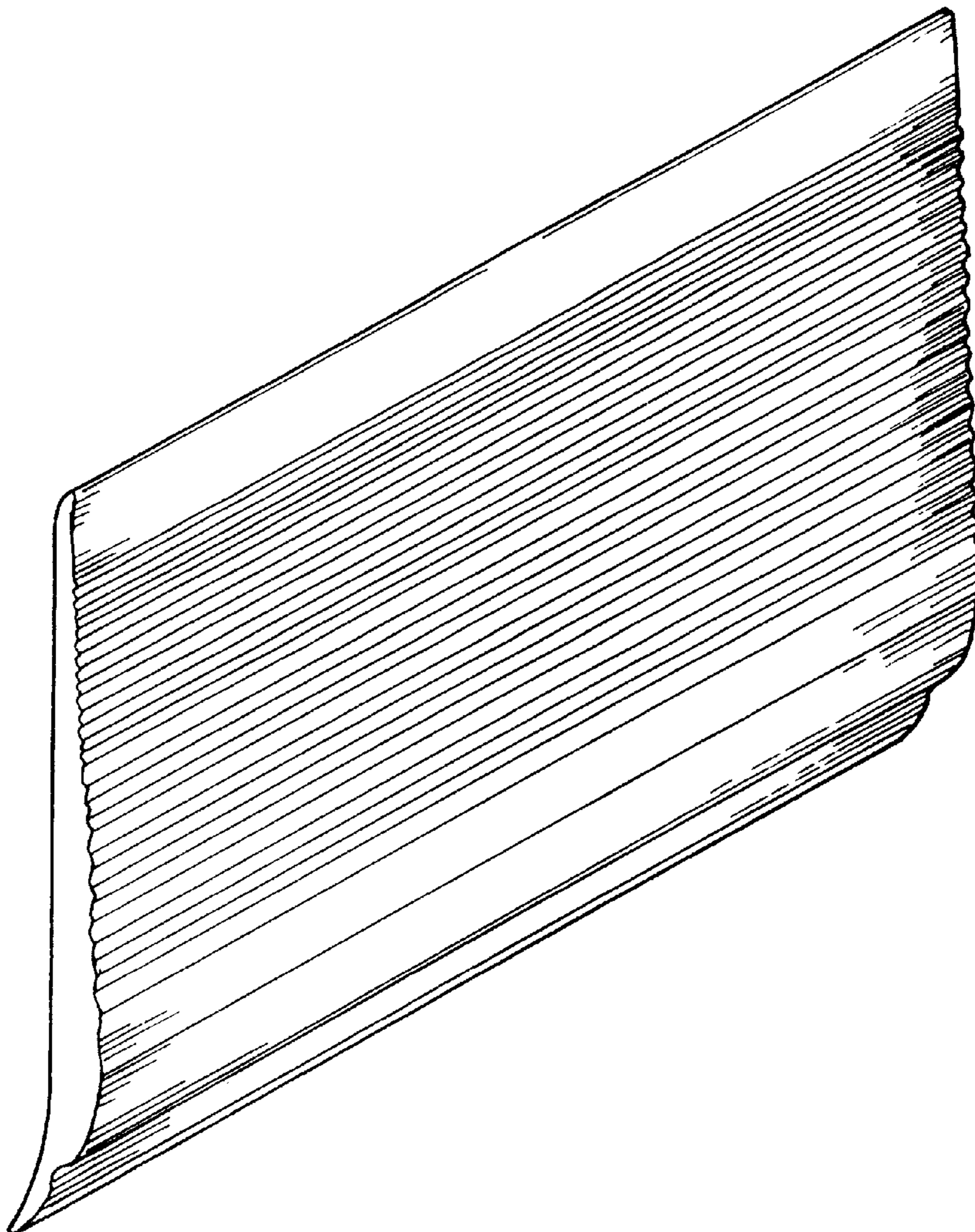


Fig. 1

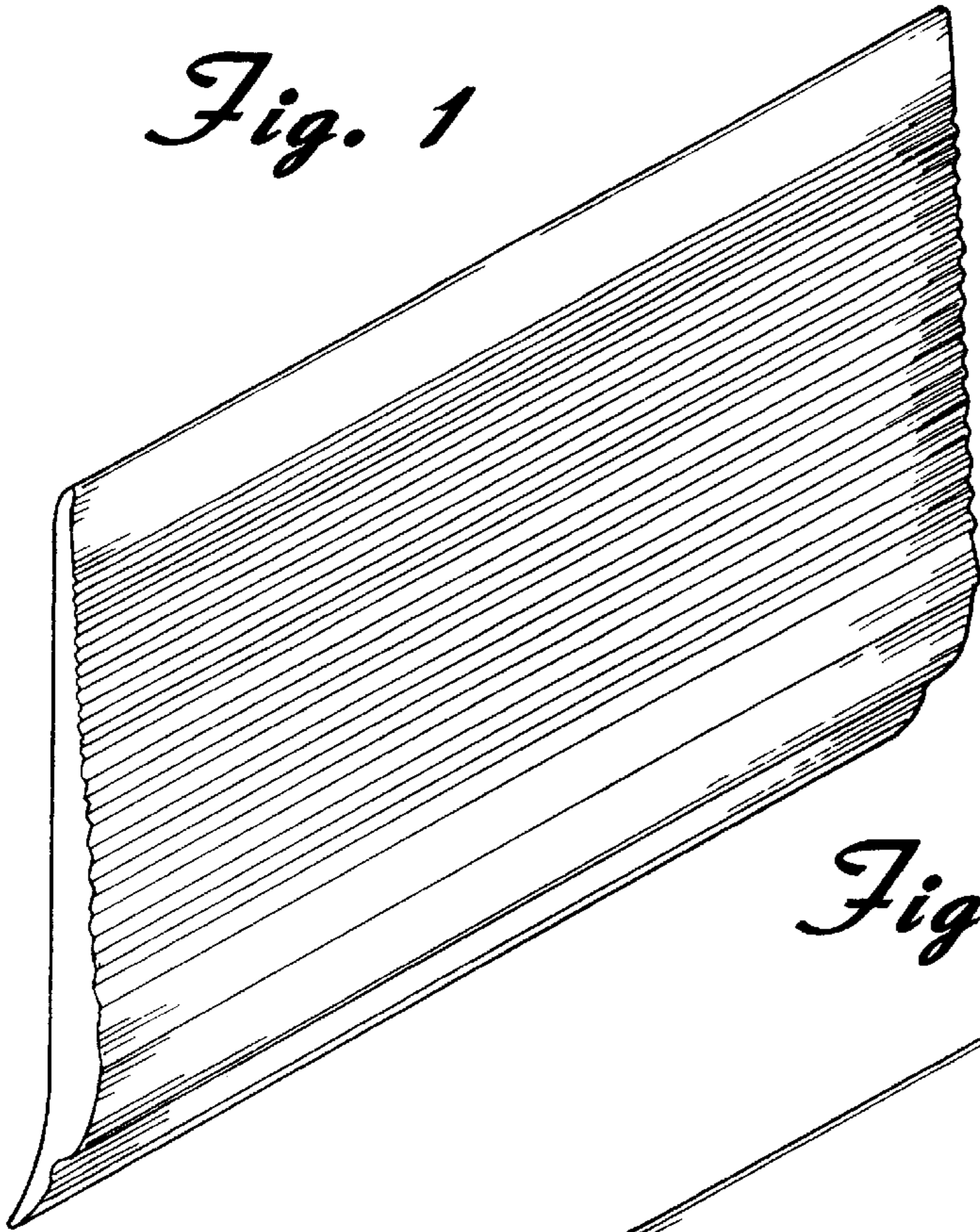


Fig. 2




Fig. 3




Fig. 4

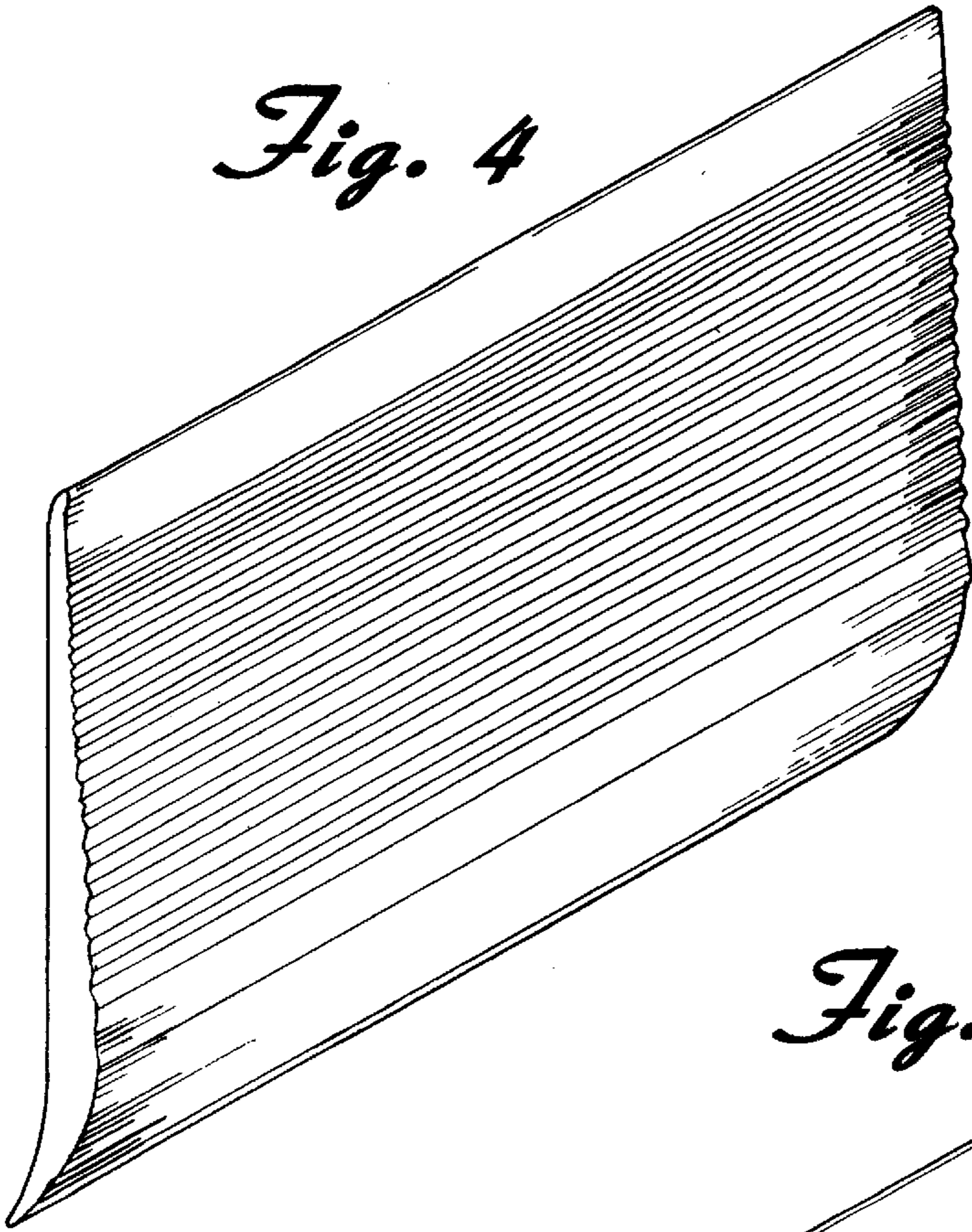


Fig. 5




Fig. 6

