



US00D416625S

# United States Patent [19]

Torti et al.

[11] **Patent Number: Des. 416,625**

[45] **Date of Patent: \*\* Nov. 16, 1999**

[54] **PIPETTE TIP**

D. 373,827 9/1996 Polaniec ..... D24/112 X  
D. 384,418 9/1997 Torti et al. .... D24/222

[75] Inventors: **Victor A. Torti**, Brookline; **Jean-Paul G. Boucher**, Nashua, both of N.H.

*Primary Examiner*—Stella Reid  
*Assistant Examiner*—I Simmons  
*Attorney, Agent, or Firm*—Wolf, Greenfield & Sacks, P.C.

[73] Assignee: **Matrix Technologies Corporation**, Lowell, Mass.

[57] **CLAIM**

[\*\*] Term: **14 Years**

The ornamental design for a pipette tip, as shown and described.

[21] Appl. No.: **29/077,259**

**DESCRIPTION**

[22] Filed: **Sep. 30, 1997**

[51] **LOC (6) Cl.** ..... **24-02**

[52] **U.S. Cl.** ..... **D24/222**

[58] **Field of Search** ..... D24/222; 422/100, 422/97; 73/863.32, 864.01

FIG. 1 is a top front perspective view of the pipette tip embodying our new design, the top rear perspective view being identical thereto;

FIG. 2 is a left side elevation view of the pipette tip, the right side elevation view being the mirror image thereof;

FIG. 3 is a top plan view thereof; and,

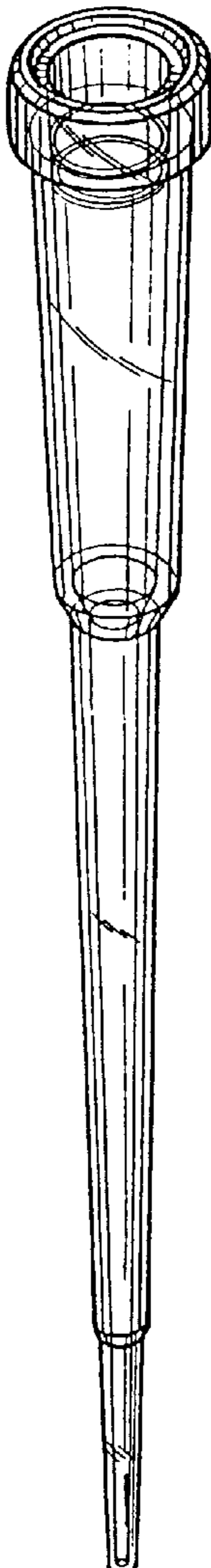
FIG. 4 is a bottom plan view thereof.

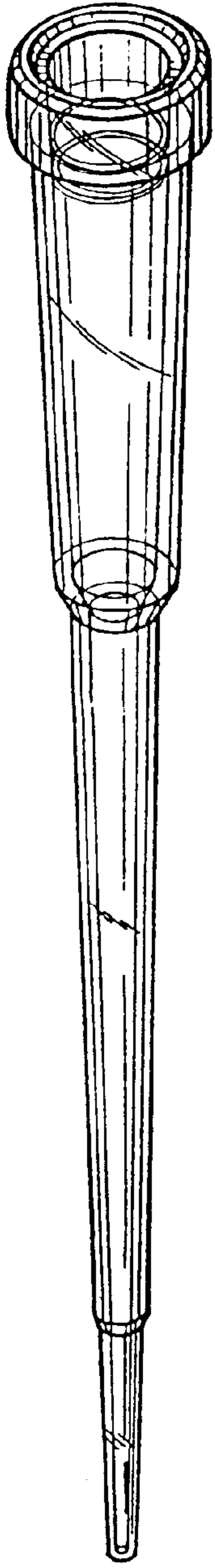
[56] **References Cited**

**U.S. PATENT DOCUMENTS**

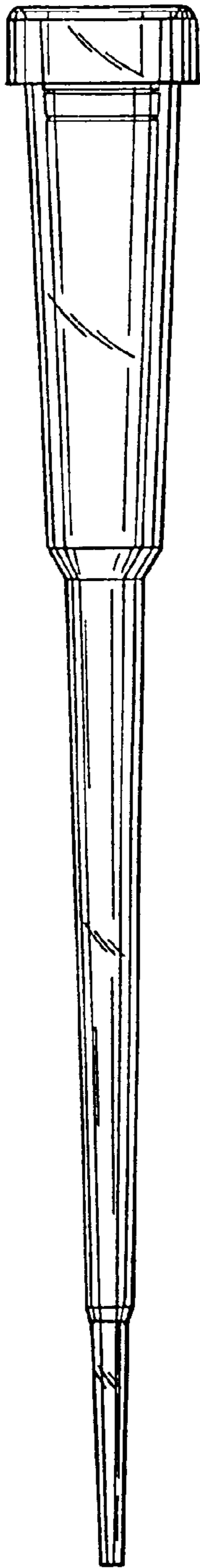
D. 297,054 8/1988 Williams ..... D24/222

**1 Claim, 1 Drawing Sheet**

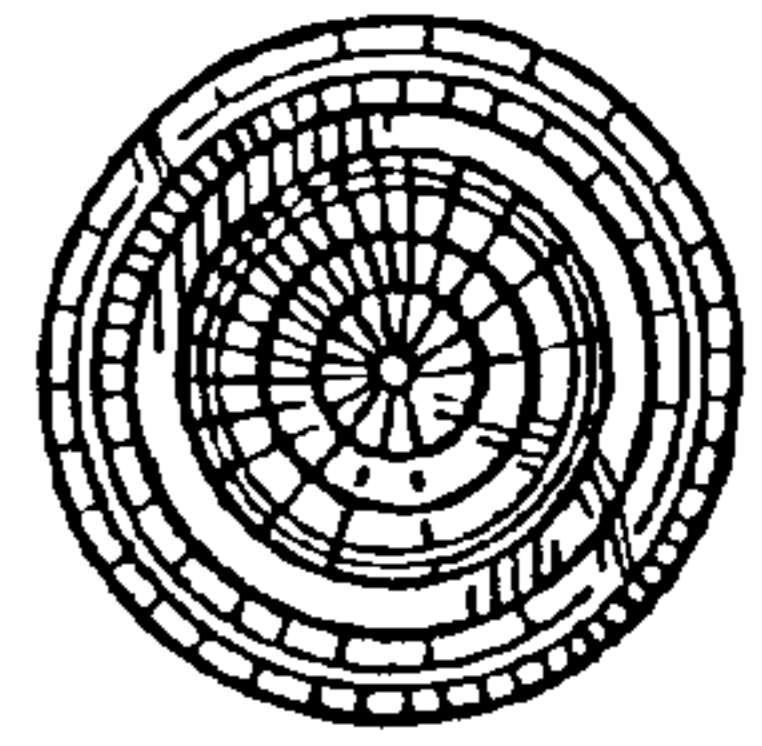




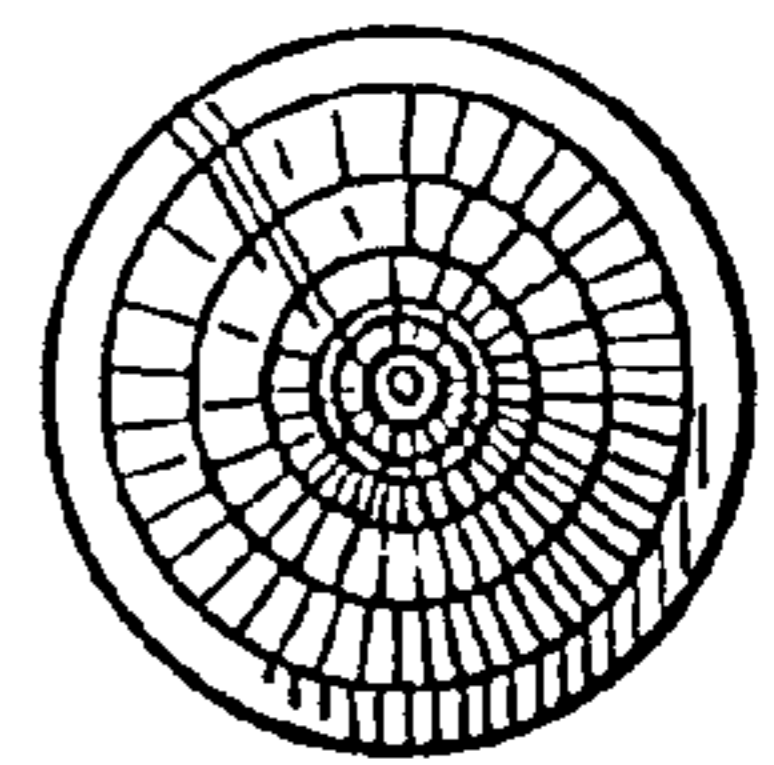
*Fig. 1*



*Fig. 2*



*Fig. 3*



*Fig. 4*