



US00D416577S

United States Patent [19]

Andrews et al.

[11] Patent Number: **Des. 416,577**

[45] Date of Patent: **** Nov. 16, 1999**

[54] **WRITING INSTRUMENT**

[75] Inventors: **Neville Andrews**, Acton, Mass.; **Philip Stankus**, Coldwaltham, United Kingdom

[73] Assignee: **Parker Pen Products**, Isleworth, United Kingdom

[**] Term: **14 Years**

[21] Appl. No.: **29/093,935**

[22] Filed: **Sep. 22, 1998**

[51] **LOC (6) Cl.** **19-06**

[52] **U.S. Cl.** **D19/50; D19/51; D19/56; D19/55**

[58] **Field of Search** D19/35, 36, 41-51, D19/53-58, 81-85; 401/99, 100, 104, 105, 6, 7, 88, 209; 24/11 F

[56] **References Cited**

U.S. PATENT DOCUMENTS

D. 23,211	4/1894	McIntyre .	
D. 023,501	7/1894	McIntyre	D19/50
D. 23,502	7/1894	McIntyre .	
D. 031,174	7/1899	McIntyre	D19/50
D. 76,181	8/1928	Deli .	
D. 81,248	5/1930	Larsen .	
D. 86,740	4/1932	Peters .	
D. 92,905	7/1934	Hauton .	
D. 96,890	9/1935	Bienenstein .	
D. 105,022	6/1937	Larsen .	
D. 144,474	4/1946	Winslow	D19/50
D. 178,924	10/1956	Kahn .	
D. 183,676	10/1958	Bickley et al. .	
D. 201,231	5/1965	Jenkins .	
D. 243,014	1/1977	Wittnebert	D19/47
D. 269,189	5/1983	Sakaoka	D19/48
D. 280,421	9/1985	Giugiaro	D19/51 X
D. 286,647	11/1986	Perrin	D19/47
D. 286,648	11/1986	Perrin	D19/47
D. 314,978	2/1991	Oka	D19/48
D. 318,688	7/1991	Regnault	D19/48
D. 323,529	1/1992	Rousseau	D19/51
D. 323,673	2/1992	Gomez	D19/49

D. 324,067	2/1992	Katami	D19/48
D. 324,236	2/1992	Gomez	D19/48
D. 324,543	3/1992	Poisson	D19/49
D. 329,460	9/1992	Rousseau	D19/46
D. 330,046	10/1992	Cuadrado	D19/48
D. 335,306	5/1993	Poisson et al.	D19/48
D. 338,039	8/1993	Takahashi	D19/51
D. 341,622	11/1993	Poisson	D19/48
D. 354,985	1/1995	Hong	D19/50
D. 358,843	5/1995	Hong	D19/48
D. 359,758	6/1995	Inami	D19/55
D. 361,783	8/1995	Wei	D19/48
D. 363,084	10/1995	Hollington	D19/51
D. 366,901	2/1996	Takahashi	D19/51
D. 366,902	2/1996	Takahashi	D19/51
D. 375,124	10/1996	Kuo	D19/50

(List continued on next page.)

Primary Examiner—Martie K. Holtje
Attorney, Agent, or Firm—David A. Howley

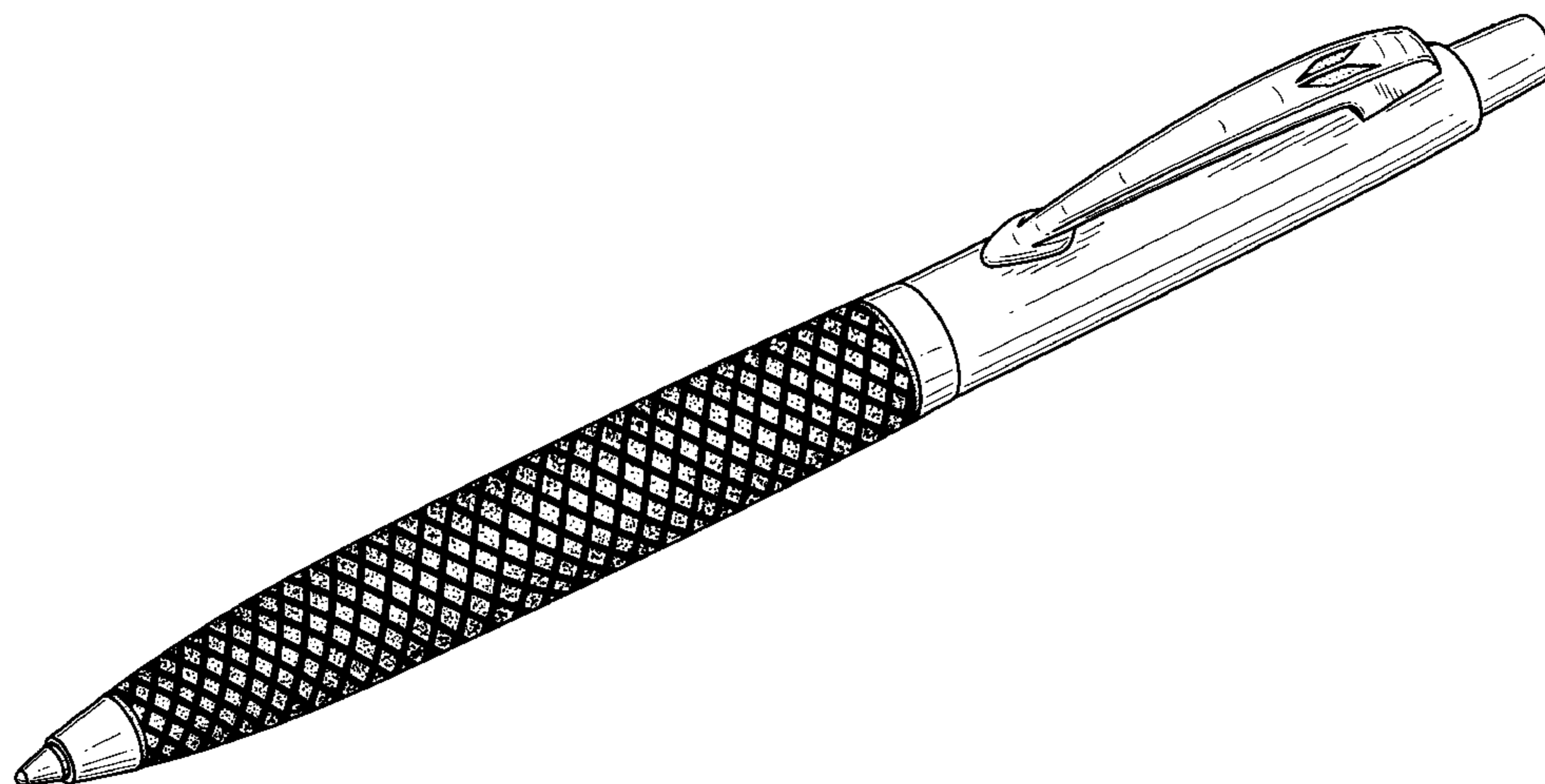
[57] **CLAIM**

The ornamental design for a writing instrument, as shown and described.

DESCRIPTION

FIG. 1 is a perspective view as seen from the top, front and right side of a writing instrument showing our new design; FIG. 2 is a top plan view thereof; FIG. 3 is a left side elevational view thereof, the right side elevation being a mirror image thereof; FIG. 4 is a bottom plan view thereof; FIG. 5 is a front elevational view thereof; FIG. 6 is a rear elevational view thereof; FIG. 7 is a perspective view as seen from the top, front and right side of a second embodiment of a writing instrument showing our new design; FIG. 8 is a top plan view thereof; FIG. 9 is a left side elevational view thereof, the right side elevation being a mirror image thereof; FIG. 10 is a bottom plan view thereof; FIG. 11 is a front elevational view thereof; and, FIG. 12 is a rear elevational view thereof.

1 Claim, 6 Drawing Sheets



Des. 416,577

Page 2

U.S. PATENT DOCUMENTS

D. 378,763	4/1997	Hollington	D19/56	X	D. 396,058	7/1998	Schmidt et al.	D19/51
D. 385,914	11/1997	Shimizu	D19/48		D. 397,150	8/1998	Izushima	D19/51
D. 388,825	1/1998	Kouda	D19/49		D. 401,277	11/1998	Takemura	D19/50
D. 395,674	6/1998	Gacia	D19/51		D. 404,763	1/1999	Shimizu	D19/47
						D. 404,764	1/1999	Perry et al.	D19/48
						3,453,694	7/1969	Hechtle	24/11 F

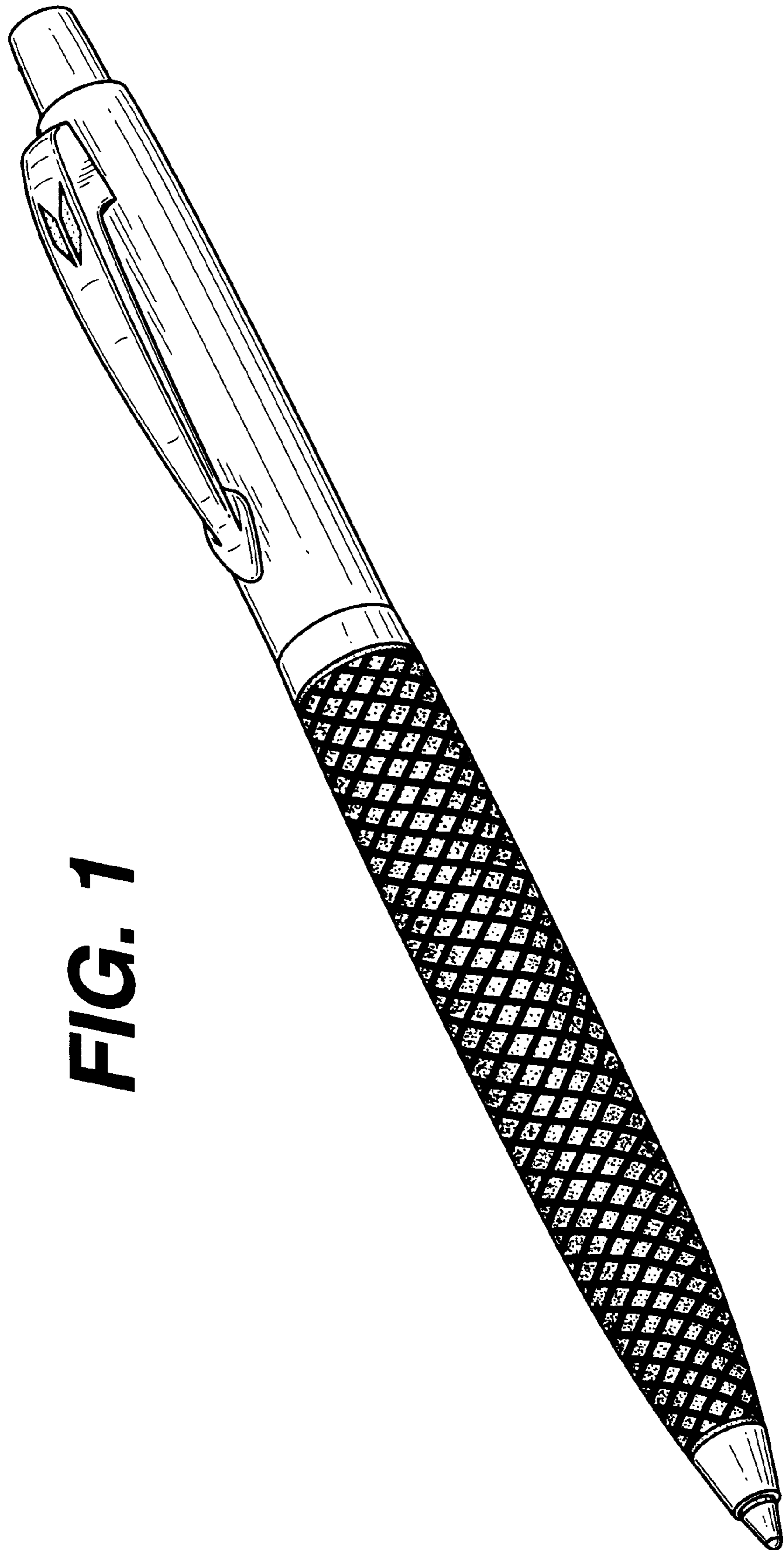


FIG. 1

FIG. 2



FIG. 3




FIG. 4



FIG. 5

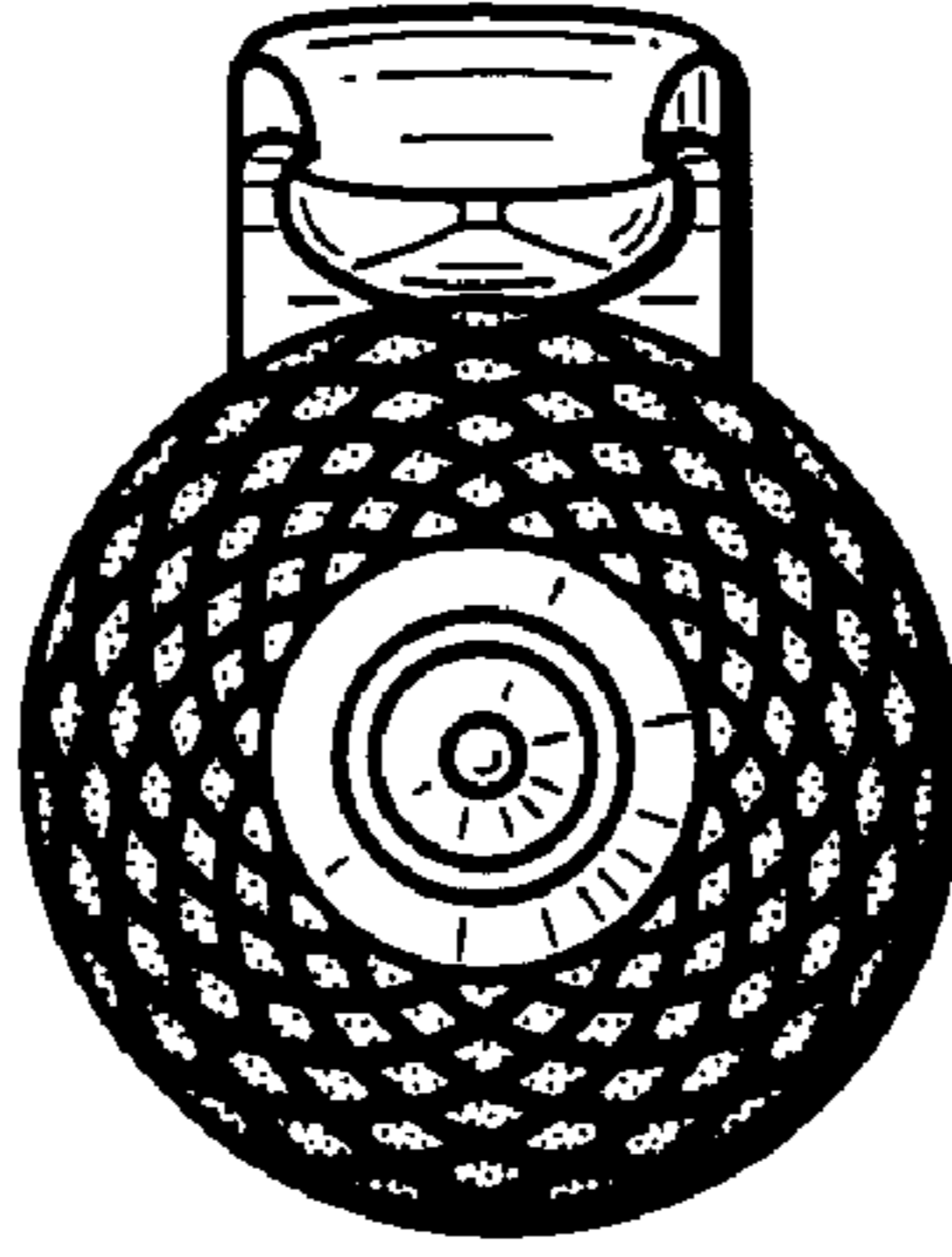



FIG. 6



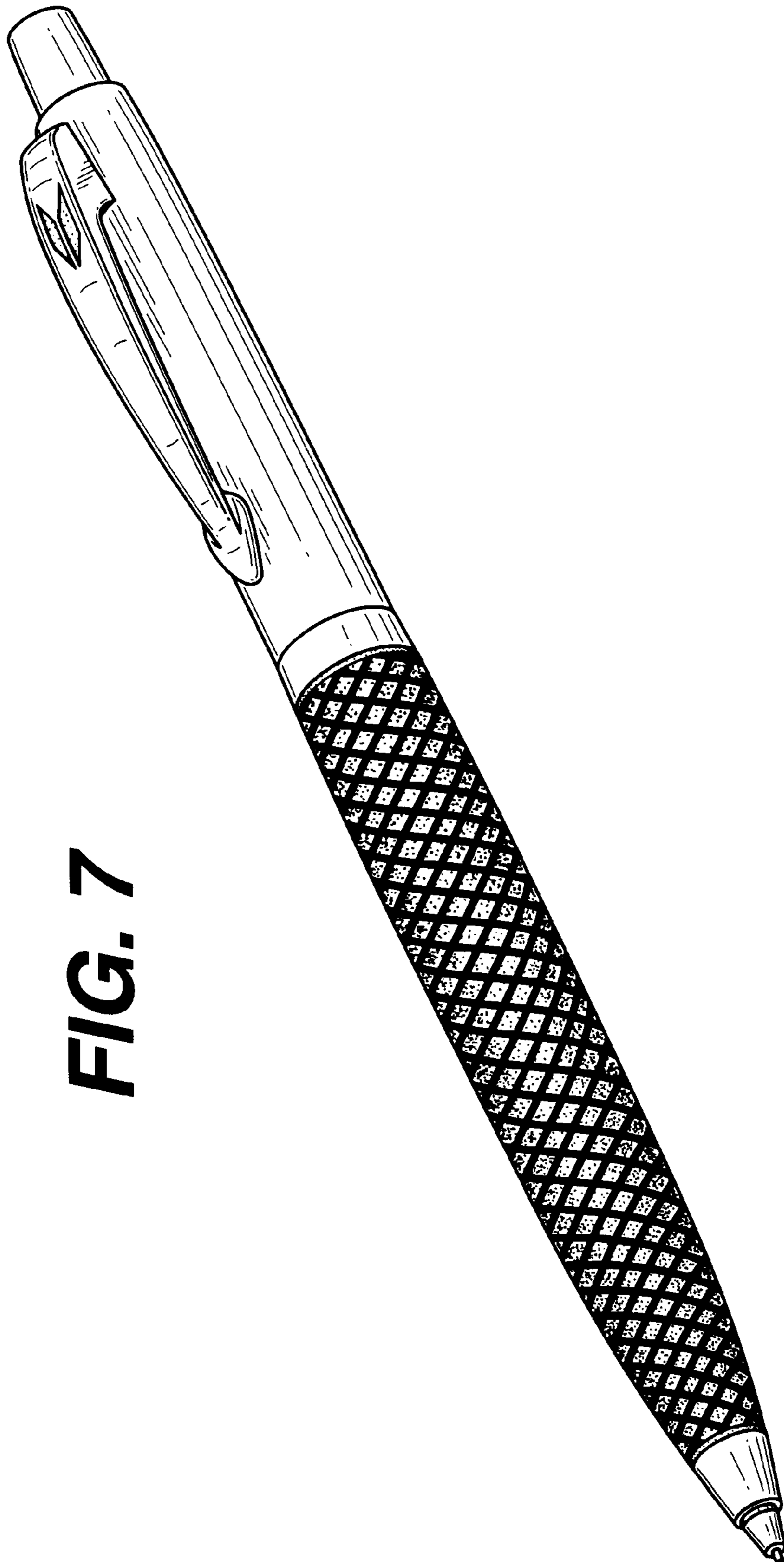


FIG. 7

FIG. 8



FIG. 9




FIG. 10




FIG. 11

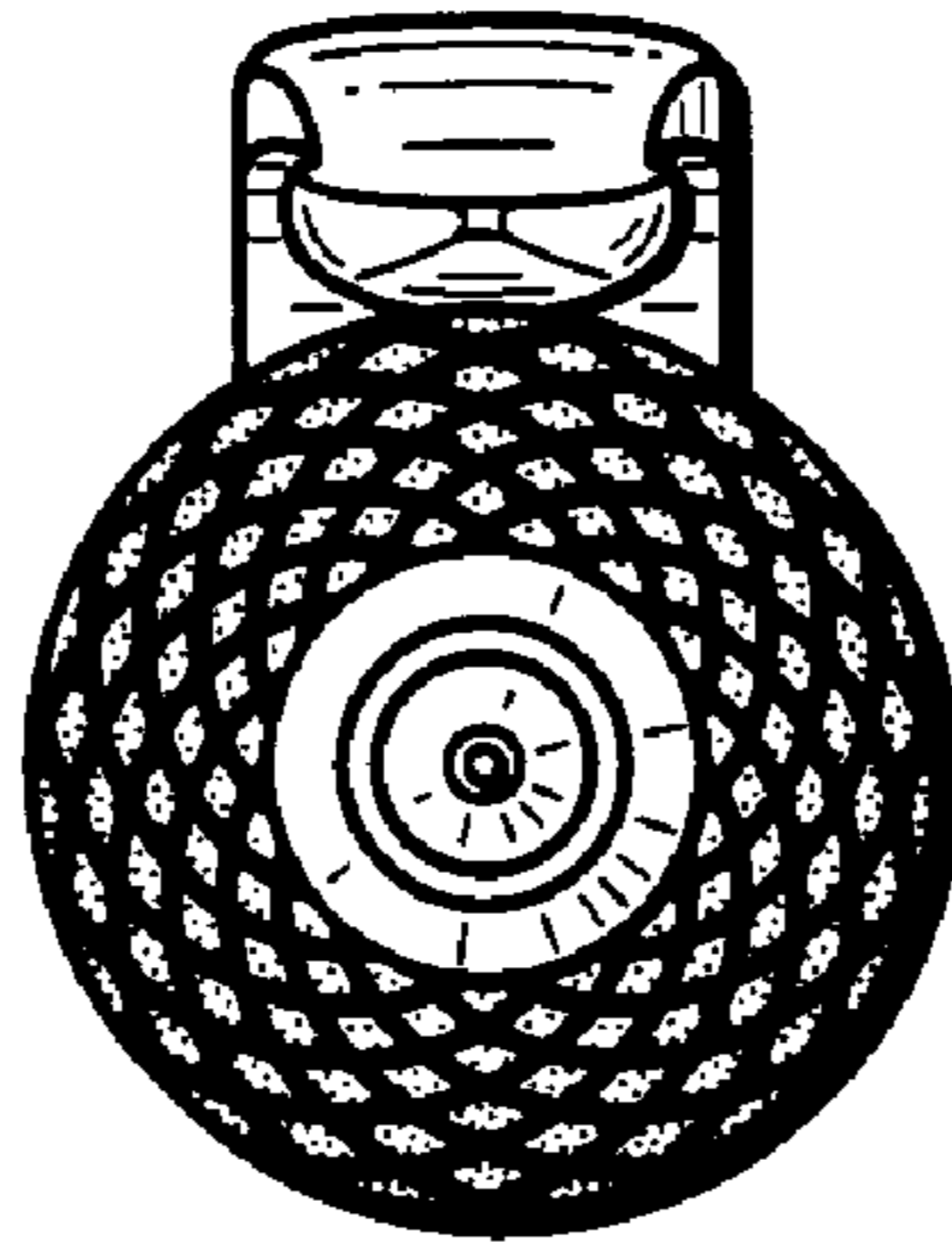


FIG. 12

