



US00D416527S

United States Patent [19] Steinhagen

[11] **Patent Number: Des. 416,527**

[45] **Date of Patent: ** Nov. 16, 1999**

[54] **LICENSE PLATE FRAME**

[75] **Inventor: Thomas R. Steinhagen, West Des Moines, Iowa**

[73] **Assignee: Cobbs Manufacturing Company, Des Moines, Iowa**

[**] **Term: 14 Years**

[21] **Appl. No.: 29/097,384**

[22] **Filed: Dec. 4, 1998**

[51] **LOC (6) Cl. 12-16**

[52] **U.S. Cl. D12/193**

[58] **Field of Search D12/193; D6/300-303, D6/310; D20/13, 35; D11/99, 133; 40/200-203, 209-210**

[56] **References Cited**

U.S. PATENT DOCUMENTS

- D. 274,807 7/1984 Stansbury, Jr. et al. D12/193
- D. 285,784 9/1986 Langensiepen D12/193
- D. 301,863 6/1989 Charet et al. D12/193

- D. 342,929 1/1994 Spencer D12/193
- D. 359,262 6/1995 Shusterman D12/193
- D. 368,693 4/1996 Spencer D12/193
- D. 377,161 1/1997 Shuen D12/193
- D. 377,777 2/1997 Kheyfets D12/193

Primary Examiner—Doris V. Coles
Assistant Examiner—Stacia Sinuik
Attorney, Agent, or Firm—Dick and Harris

[57] **CLAIM**

The ornamental design for a license plate frame, as shown and described.

DESCRIPTION

FIG. 1 is a perspective view of the license plate frame showing a new ornamental design therefor; FIG. 2 is an enlarged front elevation view thereof; FIG. 3 is an enlarged rear elevation view thereof; FIG. 4 is an enlarged top plan view thereof; FIG. 5 is an enlarged bottom plan view thereof; FIG. 6 is an enlarged left side elevational view thereof; and, FIG. 7 is an enlarged right side elevational view thereof.

1 Claim, 2 Drawing Sheets




Fig 1

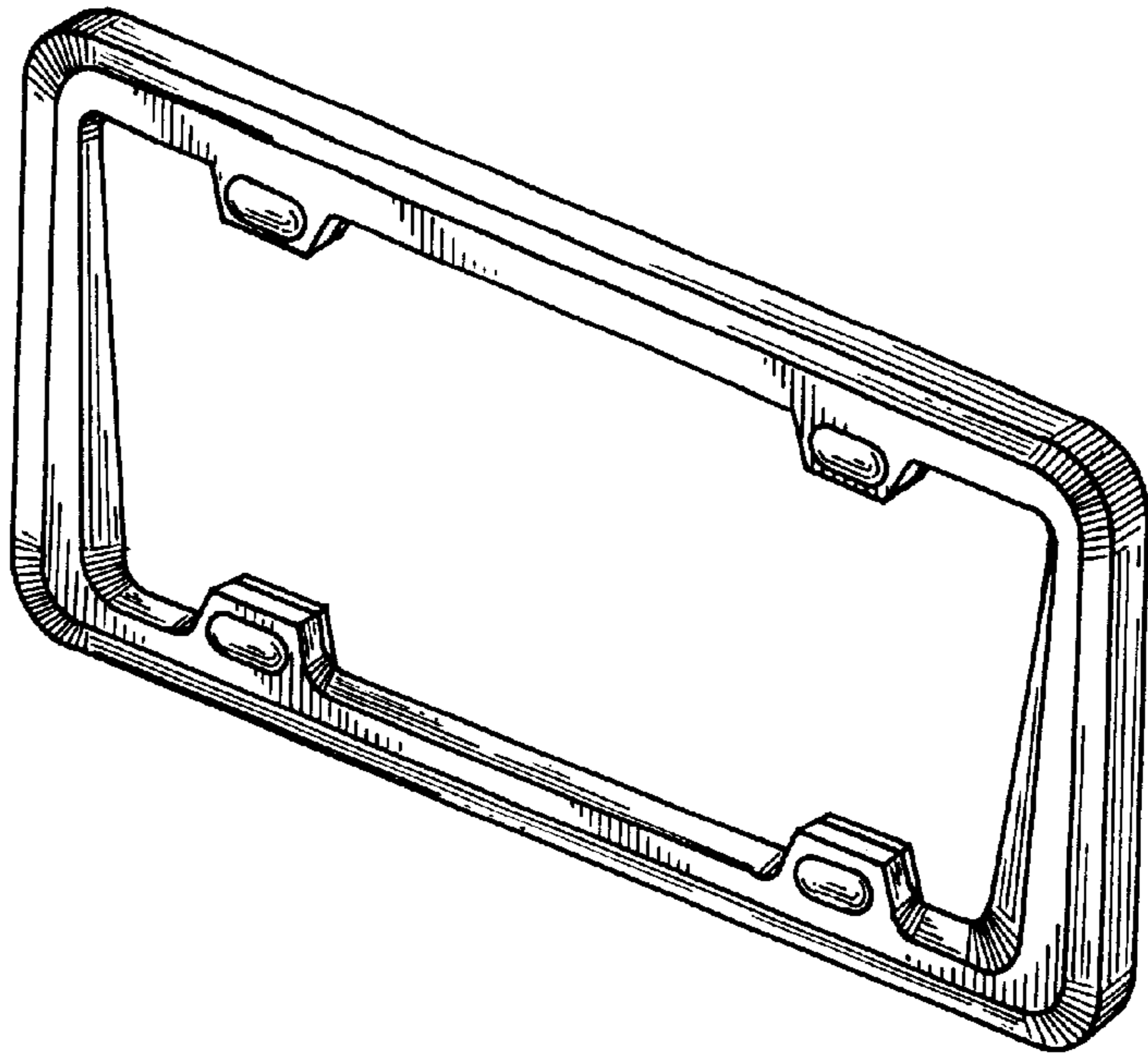


Fig 4




Fig 5




Fig 6




Fig 7




Fig 2




Fig 3

