



US00D416519S

United States Patent [19]

Won et al.

[11] **Patent Number: Des. 416,519**

[45] **Date of Patent: ** Nov. 16, 1999**

[54] **VEHICLE BODY**

[75] Inventors: **Steve Won**, Rochester; **Trevor M. Creed**, West Bloomfield; **Raymond C. Cannara**, Ortonville; **Robert J. Janosko**, Bloomfield Hills; **Michael Nicholas**, Troy, all of Mich.

[73] Assignee: **Chrysler Corporation**, Auburn Hills, Mich.

[**] Term: **14 Years**

[21] Appl. No.: **29/097,834**

[22] Filed: **Dec. 15, 1998**

[51] **LOC (6) Cl. 12-08**

[52] **U.S. Cl. D12/91**

[58] **Field of Search D12/90-92; 296/185, 296/183**

[56] **References Cited**

U.S. PATENT DOCUMENTS

D. 336,266	6/1993	Hunter et al.	D12/98
D. 350,504	9/1994	Nixon	D12/91
D. 352,485	11/1994	Creed et al.	D12/98
D. 357,213	4/1995	Hunter et al.	D12/98

D. 365,783	1/1996	Starr et al.	D12/91
D. 373,979	9/1996	Starr et al.	D12/98
D. 383,091	9/1997	Sauo et al.	D12/91
D. 396,203	7/1998	Uematsu et al.	D12/91
D. 396,828	8/1998	Baccus et al.	D12/91
D. 397,065	8/1998	Uematsu et al.	D12/91
D. 401,185	11/1998	Mc Govern	D12/91

Primary Examiner—Melody N. Brown
Attorney, Agent, or Firm—Mark P. Calcaterra

[57] **CLAIM**

The ornamental design for a vehicle body, as shown and described.

DESCRIPTION

FIG. 1 is a front and left side perspective view of a vehicle body constructed in accordance to the teachings of the present.

FIG. 2 is a rear and left side perspective view thereof.

FIG. 3 is a left side view thereof, it being understood that the side opposite the side shown is a mirror image thereof.

FIG. 4 front view thereof; and,

FIG. 5 is a rear view thereof.

It will be understood that the broken line showing of tires and wheels throughout the drawings is for illustrative purposes only and forms no part of the subject invention.

1 Claim, 3 Drawing Sheets




FIG. 1





FIG. 2



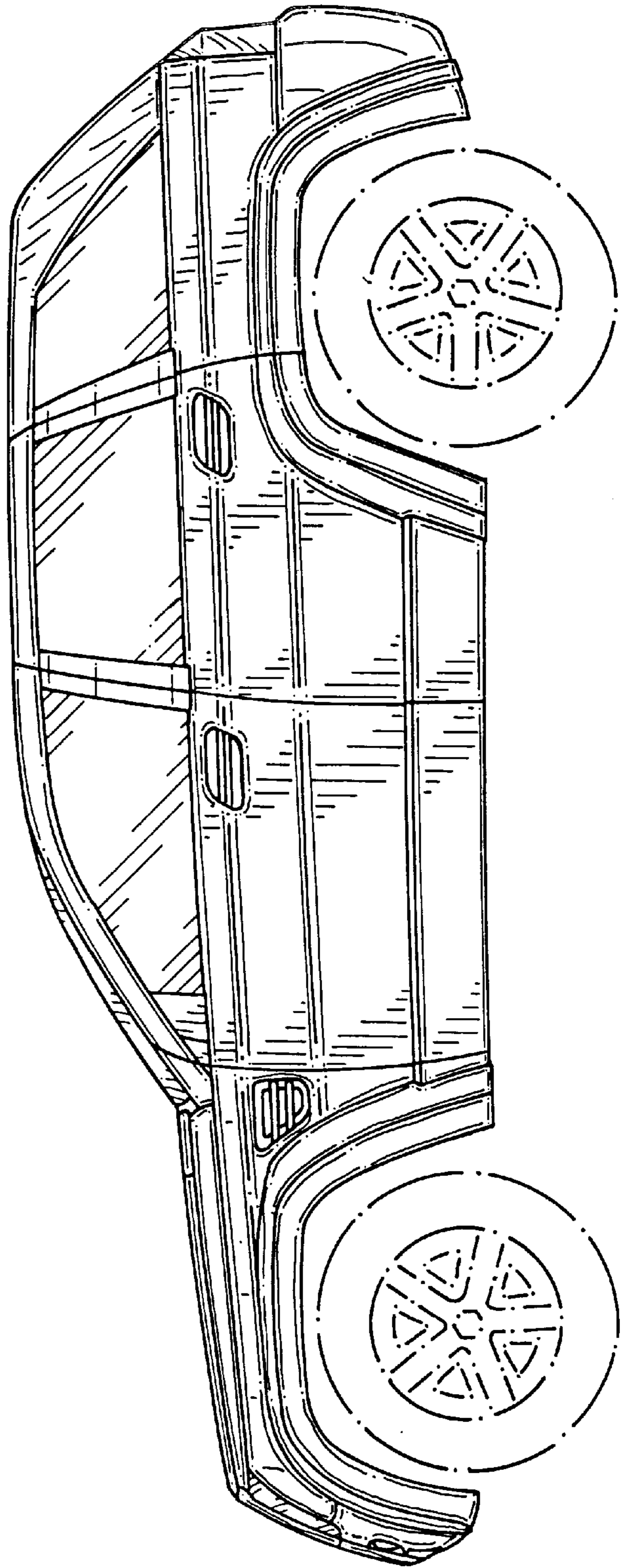


FIG. 3

FIG. 4




FIG. 5

