



US00D416513S

**United States Patent** [19]  
**Tavone**

[11] **Patent Number:** **Des. 416,513**  
[45] **Date of Patent:** **\*\* Nov. 16, 1999**

[54] **CRUCIFORM JEWELRY PIECE**  
[76] Inventor: **John E. Tavone**, 3608 Bridge Rd.,  
Cooper City, Fla. 33026  
[\*\*] Term: **14 Years**  
[21] Appl. No.: **29/100,501**  
[22] Filed: **Feb. 11, 1999**  
[51] **LOC (6) Cl.** ..... **11-03**  
[52] **U.S. Cl.** ..... **D11/96**  
[58] **Field of Search** ..... D11/1, 2, 43-48,  
D11/79-85, 95-99, 108; 63/1.1, 2, 20,  
18, 19, 13

[56] **References Cited**  
**U.S. PATENT DOCUMENTS**  
D. 140,738 4/1945 Minasian ..... D11/81  
D. 259,032 4/1981 Reyes ..... D11/70  
D. 336,058 6/1993 Sery ..... D11/96

**OTHER PUBLICATIONS**  
Napier Catalog p. 19—Item lower left side of page.  
*Primary Examiner*—Ralf Seifert

*Attorney, Agent, or Firm*—Millen, White, Zelano &  
Branigan

[57] **CLAIM**  
The cruciform jewelry pieces, as illustrated in FIGS. 1-7.

**DESCRIPTION**  
FIG. 1 is a perspective view of the cruciform jewelry piece in accordance with the claimed invention mounted as a pendant;  
FIG. 2 is a front view of the cruciform jewelry piece of FIG. 1;  
FIG. 3 is a rear view of the cruciform jewelry piece of FIGS. 1 and 2;  
FIG. 4 is a side view of one side of the cruciform jewelry piece of FIGS. 1-3;  
FIG. 5 is a side view of the other side of the cruciform jewelry piece of FIGS. 1-4;  
FIG. 6 is a top view of the cruciform jewelry piece of FIGS. 1-5; and,  
FIG. 7 is a bottom view of the cruciform jewelry piece of FIGS. 1-6.  
It being understood that the broken lines in FIG. 1 are for illustrative purposes only and form no part of the claimed design.

**1 Claim, 1 Drawing Sheet**




FIG. 1

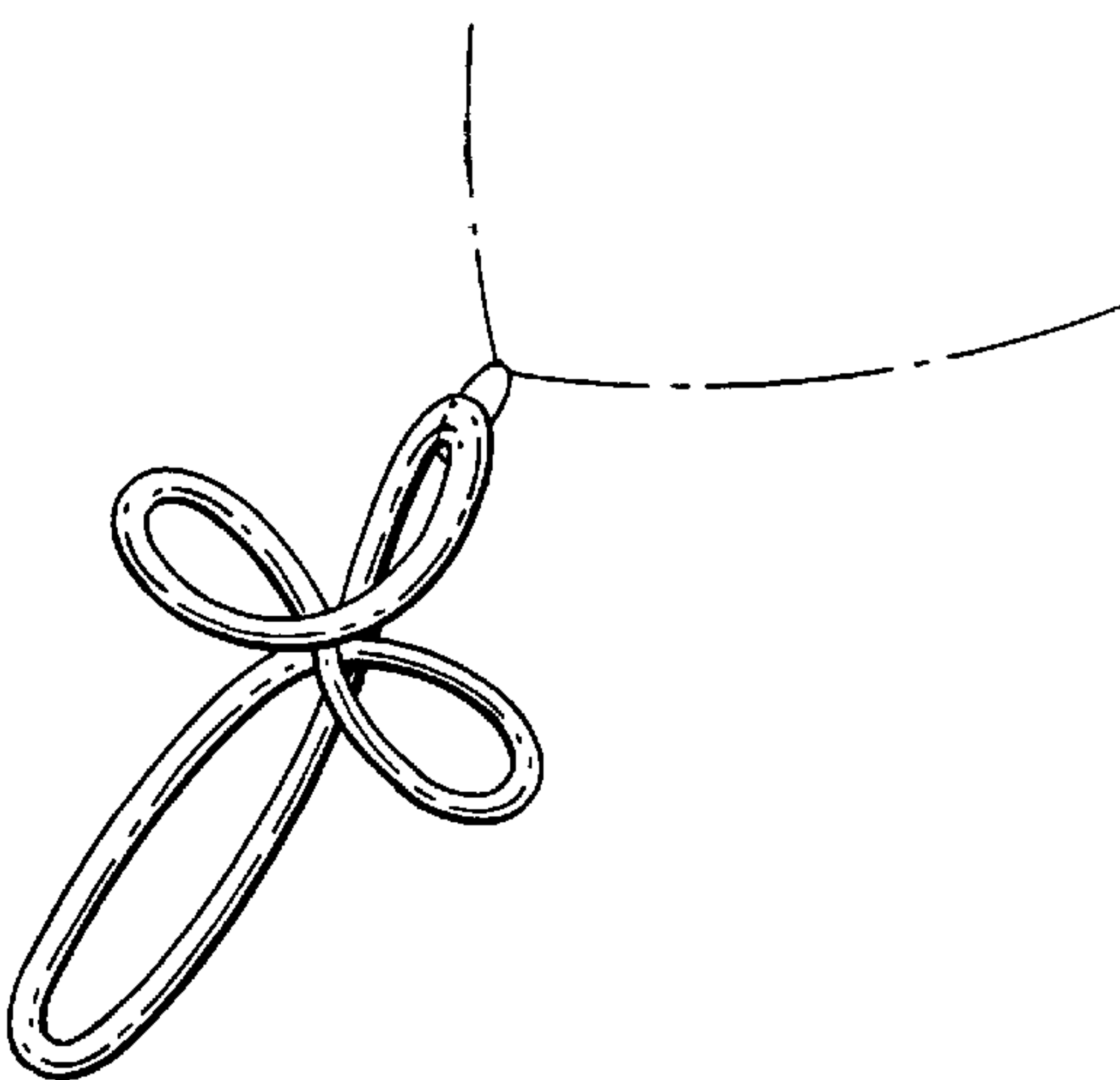


FIG. 2




FIG. 3




FIG. 4



FIG. 5



FIG. 6



FIG. 7

