



US00D416512S

# United States Patent [19]

[11] **Patent Number: Des. 416,512**

**Rossi**

[45] **Date of Patent: \*\* Nov. 16, 1999**

[54] **LINK FOR JEWELRY CHAIN**

*Attorney, Agent, or Firm*—R. Neil Sudol; Henry D. Coleman

[76] Inventor: **Silvano Rossi**, Via Carlassare, 36040 Brogliano (Vicenza), Italy

[57] **CLAIM**

[\*\*] Term: **14 Years**

The ornamental design for the link for jewelry chain, as shown and described.

[21] Appl. No.: **29/090,437**

**DESCRIPTION**

[22] Filed: **Jul. 8, 1998**

FIG. 1 is a front elevational view of a link for jewelry chain, showing my new design and adjacent links of a jewelry chain in phantom lines, a back elevational view being identical to the front elevational view;

[51] **LOC (6) Cl.** ..... **11-01**

[52] **U.S. Cl.** ..... **D11/93; D11/38**

[58] **Field of Search** ..... D11/1-18, 26-39, D11/86, 93; 63/1.1-11

FIG. 2 is a top plan view thereof, showing adjacent links of a jewelry chain in phantom lines, a bottom plan view being identical to the top plan view;

[56] **References Cited**

**U.S. PATENT DOCUMENTS**

11,295	7/1854	Beam	.....	D11/13
D. 83,719	3/1931	Burgess	.....	D11/38
D. 102,167	12/1936	Kousin	.....	D11/38
D. 119,052	2/1940	Sherman	.....	D11/38

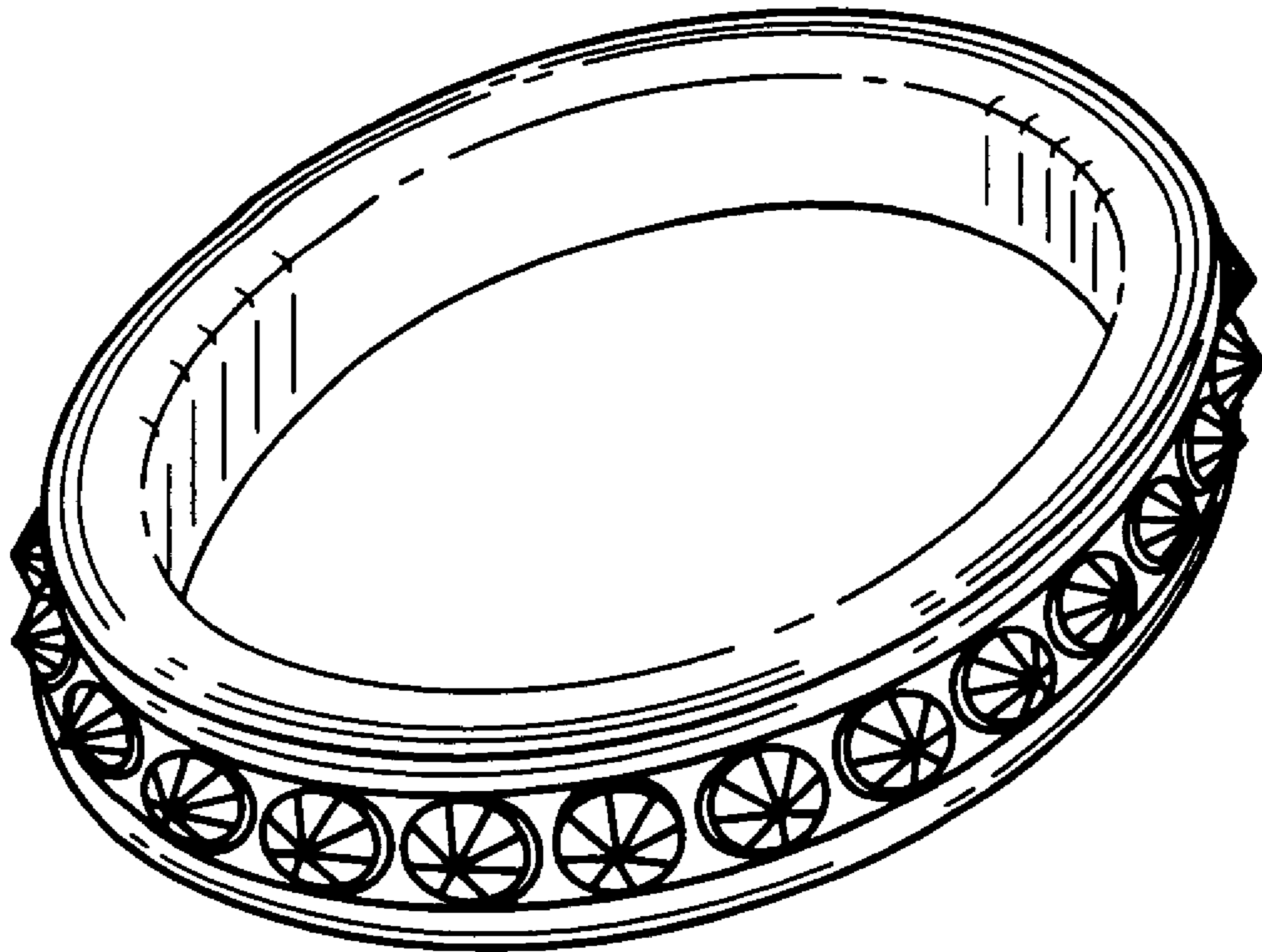
FIG. 3 is front, bottom, and left side perspective view thereof; and,

FIG. 4 is a perspective view of a jewelry chain incorporating a plurality of links each being a link for jewelry chain as described and illustrated herein.

The broken-line showing in FIG. 4 is for illustrative purposes only and forms no part of the claimed design.

*Primary Examiner*—Ralf Seifert

**1 Claim, 2 Drawing Sheets**



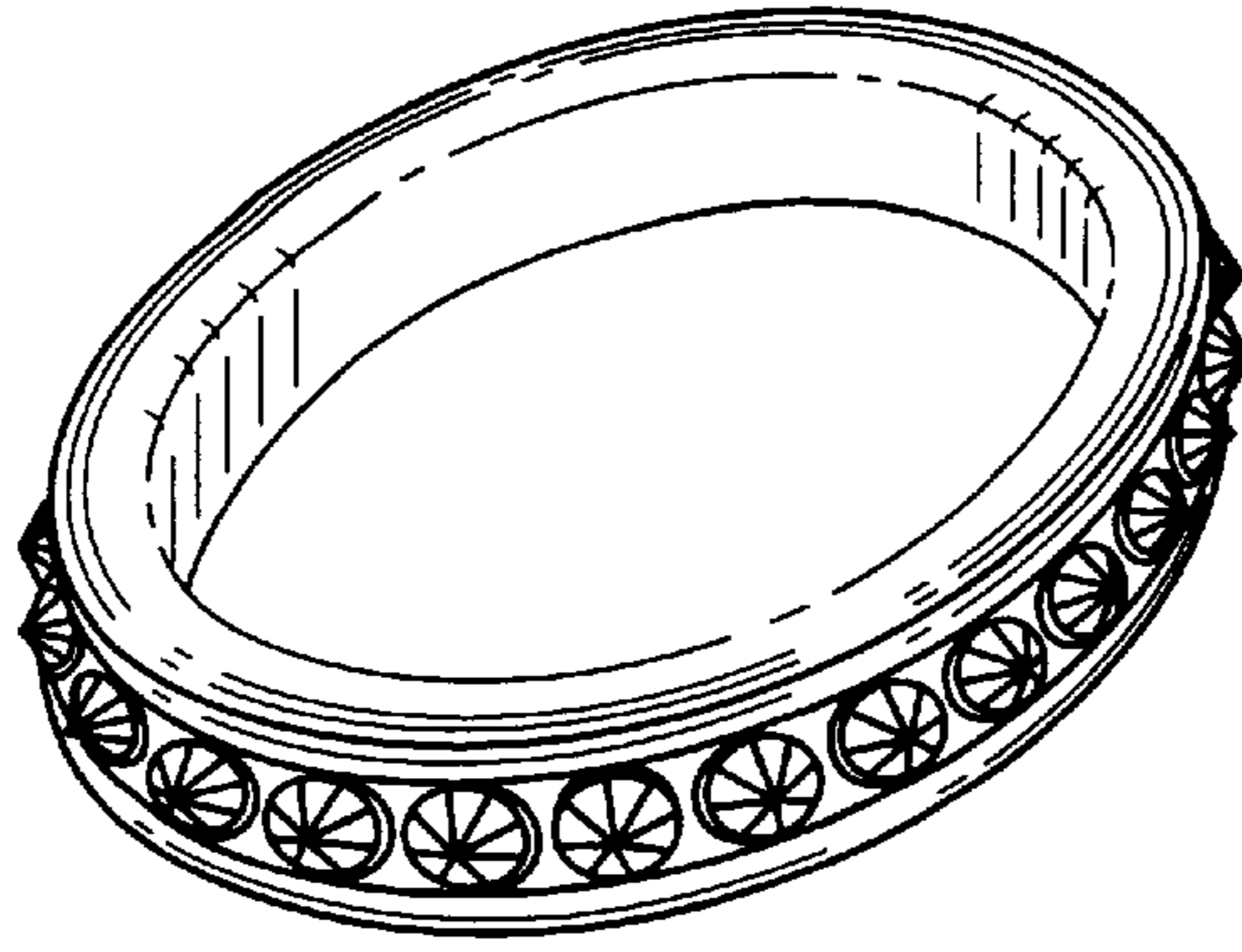


FIG. 3

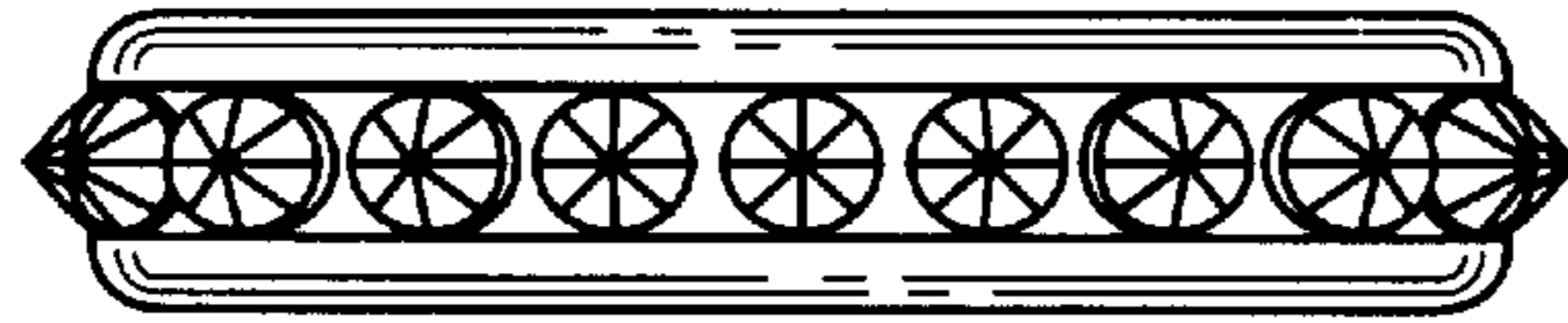


FIG. 2

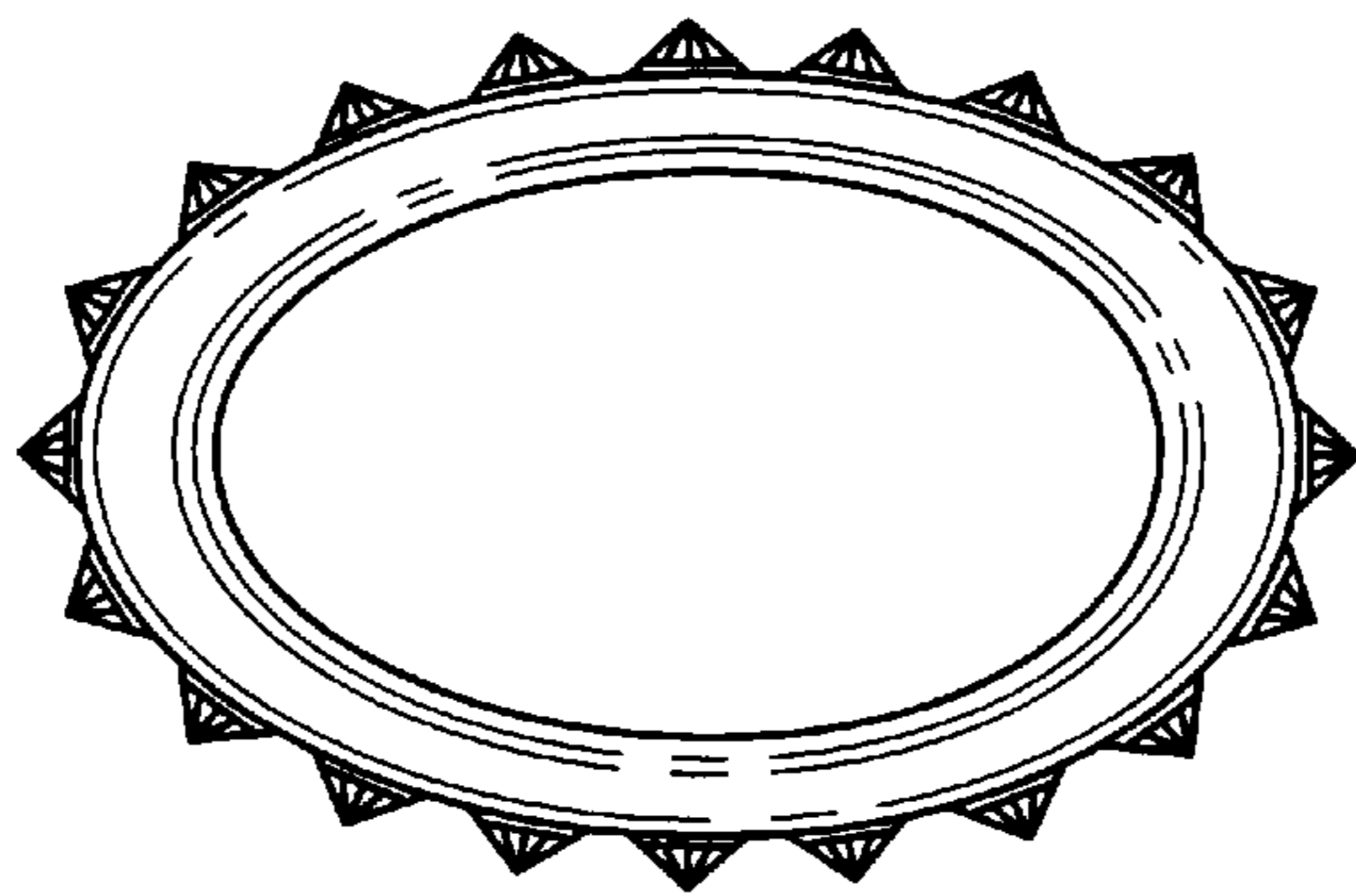


FIG. 1



FIG. 4