



US00D416509S

United States Patent [19] O'Meara

[11] Patent Number: Des. 416,509

[45] Date of Patent: ** Nov. 16, 1999

[54] JEWELRY ORNAMENT

[76] Inventor: John Kevin O'Meara, 3 Rivermeadow Dr., Hope Valley, R.I. 02832

[**] Term: 14 Years

[21] Appl. No.: 29/102,016

[22] Filed: Mar. 16, 1999

[51] LOC (6) Cl. 11-01

[52] U.S. Cl. D11/71

[58] Field of Search D11/1-2, 40, 79-81, D11/95-99, 114; 63/1.1, 2, 18-20; D3/211

[56] References Cited

U.S. PATENT DOCUMENTS

D. 99,292	4/1936	Markel	D11/71
D. 146,896	1/1947	Campbell	D11/71
D. 147,142	7/1947	Paschman	D11/71
D. 241,365	9/1976	Durante	D11/79
D. 333,279	2/1993	Fryklund	D11/79
566,617	8/1896	Patterson	.	
2,427,257	6/1947	Campbell	.	
2,785,488	8/1957	Brooks	.	
3,930,326	1/1976	Rosa	.	
4,077,237	3/1978	Loper	.	

4,184,344	1/1980	Pepin	.
4,777,744	10/1988	Barnett	.
5,010,665	4/1991	Clinkscales	.
5,097,679	3/1992	Johnson et al.	.
5,177,983	1/1993	Terada et al.	.
5,473,337	12/1995	Berger	.

Primary Examiner—Ralf Seifert
Attorney, Agent, or Firm—Barlow, Josephs & Holmes, Ltd

[57] CLAIM

The ornamental design for a jewelry ornament, as shown.

DESCRIPTION

FIG. 1 is a perspective view of a jewelry ornament showing my new design; the broken line showing of a jewelry member and mounting hardware therefor is for illustrative purposes only and forms no part of the claimed design; FIG. 2 is a front elevational view thereof; FIG. 3 is a rear elevational view thereof; FIG. 4 is a right side elevational view thereof; FIG. 5 is a left side elevational view thereof; FIG. 6 is a top view thereof; FIG. 7 is a bottom view thereof; and, FIG. 8 is the perspective view of FIG. 1 with display members in partial rotation to further illustrate my design.

1 Claim, 3 Drawing Sheets

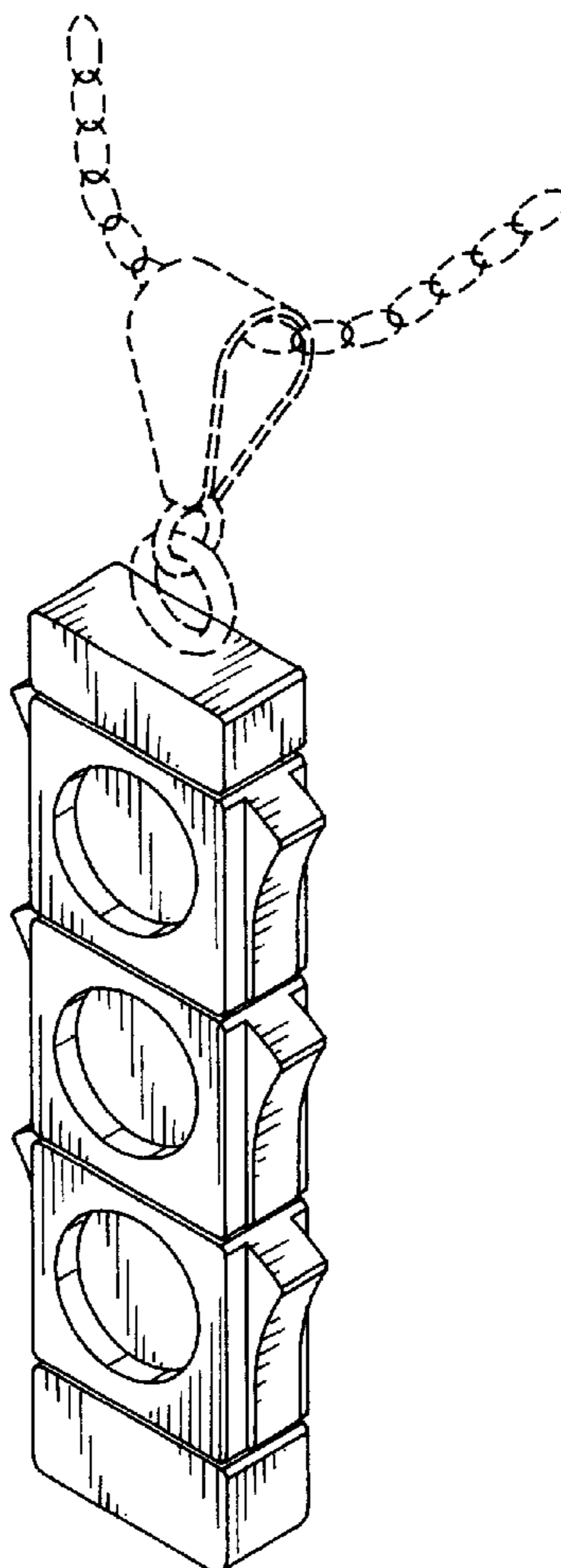


FIG. 1

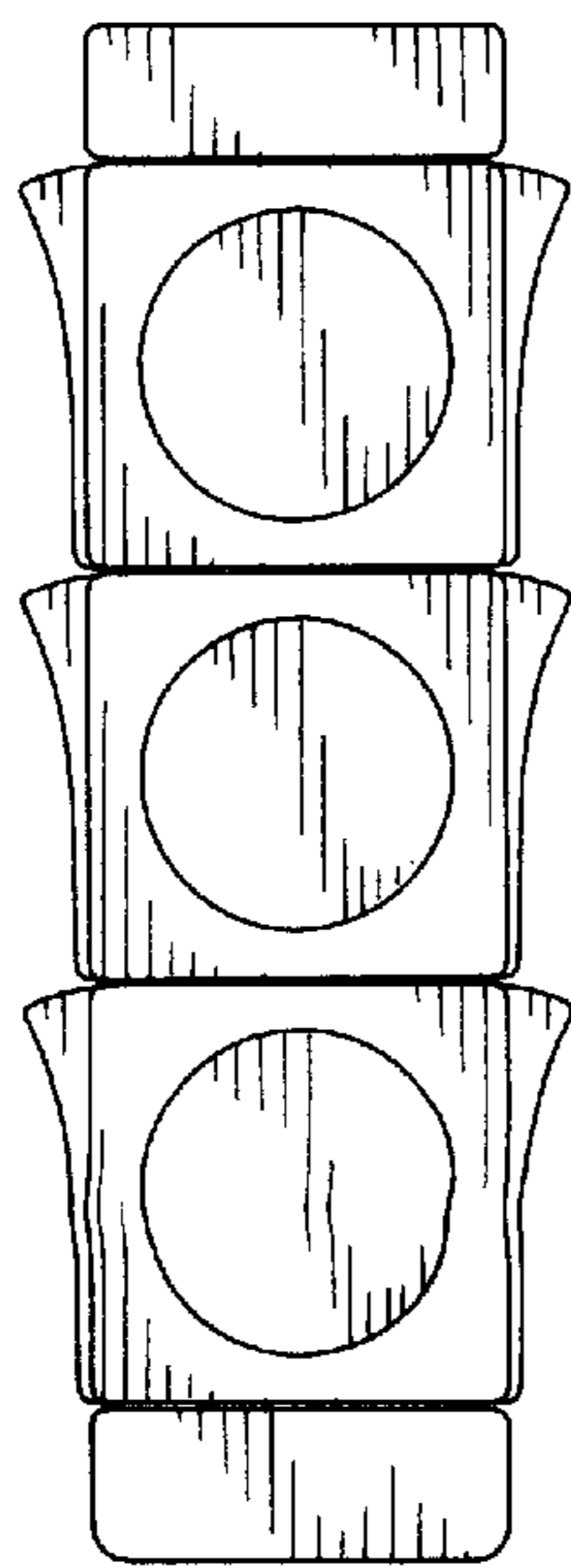



FIG. 2

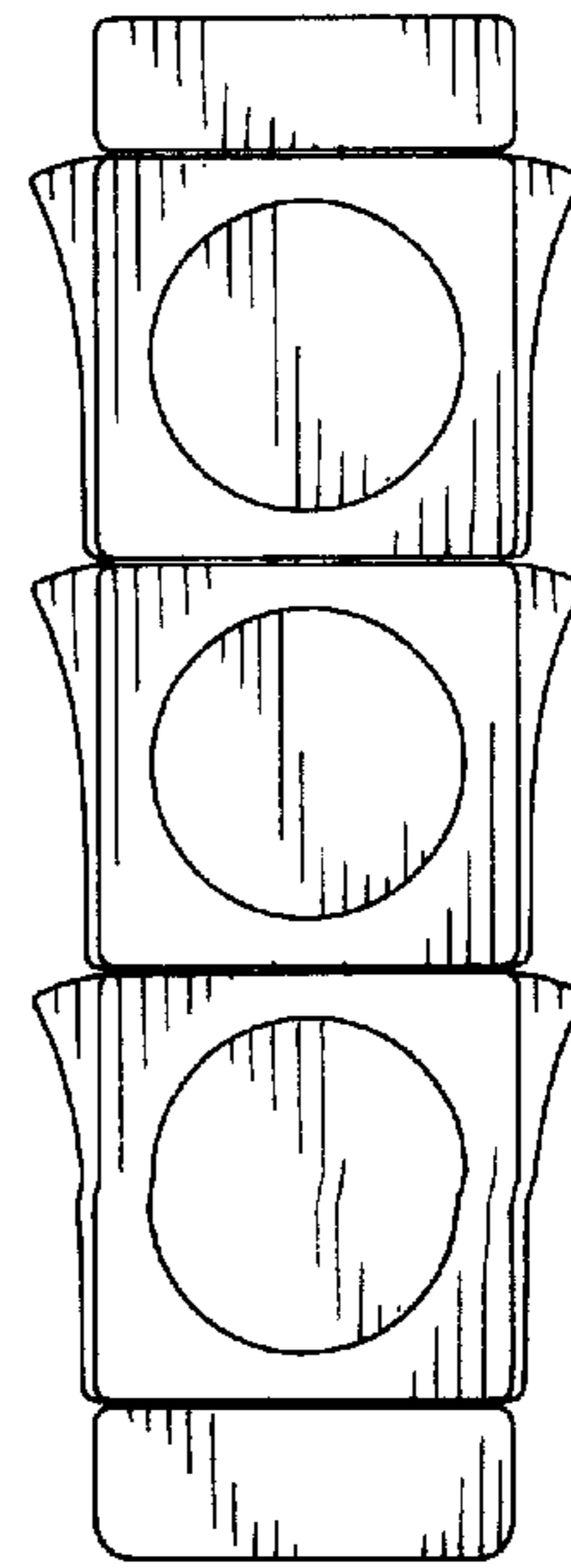


FIG. 3

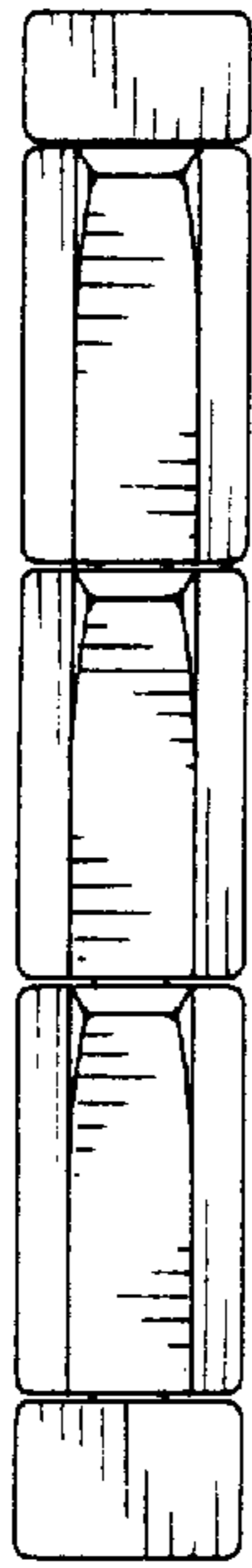


FIG. 4



FIG. 5

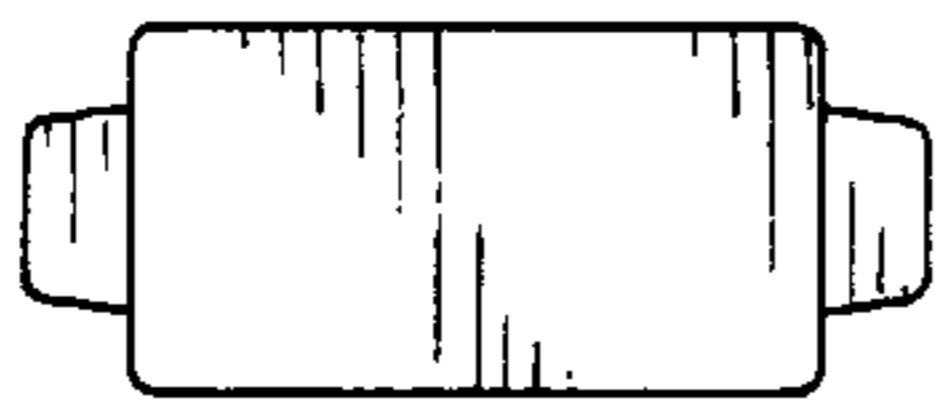


FIG. 6

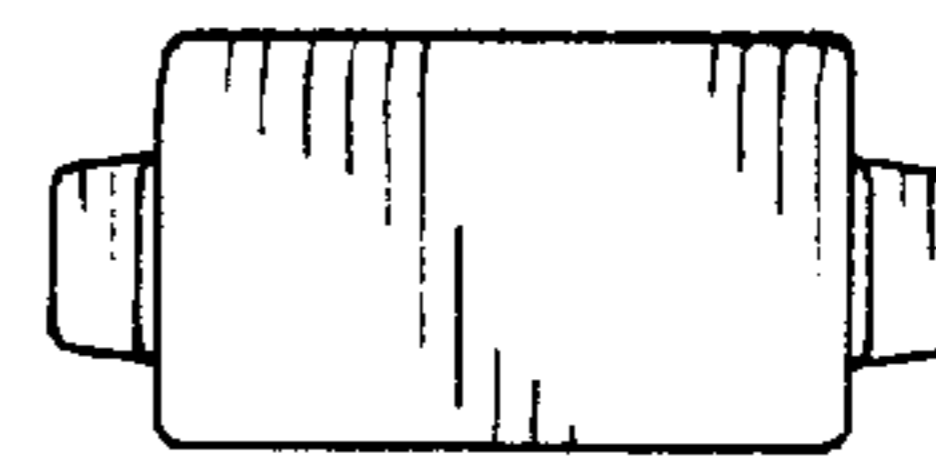


FIG. 7

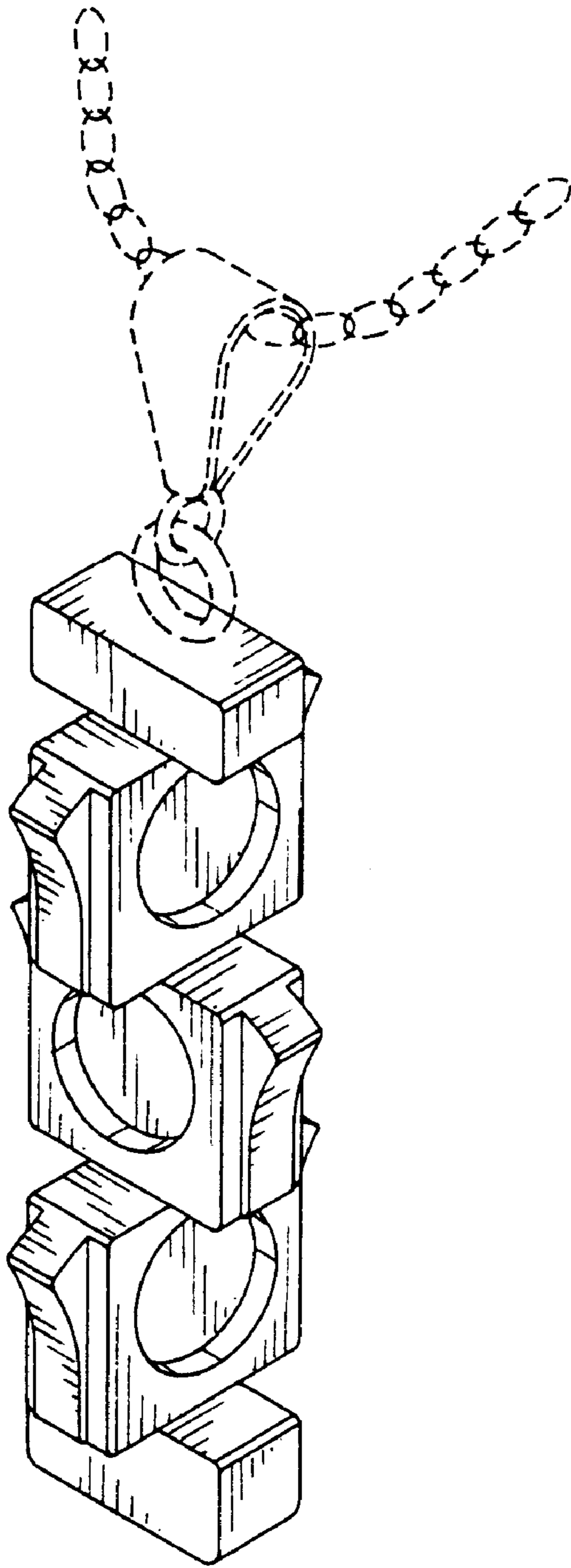


FIG. 8