



US00D416508S

United States Patent [19]

Reza

[11] Patent Number: **Des. 416,508**

[45] Date of Patent: **** Nov. 16, 1999**

[54] RING

[76] Inventor: **Alexandra Reza**, 46 E. 65th St., New York, N.Y. 10021

[**] Term: **14 Years**

[21] Appl. No.: **29/080,604**

[22] Filed: **Dec. 11, 1997**

[51] LOC (6) Cl. **11-01**

[52] U.S. Cl. **D11/26; D11/3**

[58] Field of Search D11/26-39; 63/1.12, 63/1.13, 3, 15, 15.1-15.3, 15.45, 20; D2/627, 635

[56] **References Cited**

U.S. PATENT DOCUMENTS

D. 32,863	6/1900	Drayeh	D2/635
D. 35,545	12/1901	Schafer	D2/627
D. 35,842	4/1902	Myers, Jr.	D2/635
D. 141,653	6/1945	Ray-dupuis	D11/39

D. 177,230	3/1956	Grant et al.	D11/39
D. 199,537	11/1964	Sklar	D11/39
D. 301,121	5/1989	Messa	D11/38
D. 312,597	12/1990	Bulgari	D11/38
728,827	5/1903	Anthony	63/15

Primary Examiner—Cathy Anne MacCormac
Attorney, Agent, or Firm—Stroock & Stroock & Lavan LLP

[57] **CLAIM**

The ornamental design for ring, as shown.

DESCRIPTION

FIG. 1 is a top plan view of a ring showing my new design, the bottom plan view being identical;

FIG. 2 is a right side elevational view thereof, the left side being identical;

FIG. 3 is a front elevational view thereof, the rear being identical; and,

FIG. 4 is a perspective view thereof.

1 Claim, 1 Drawing Sheet

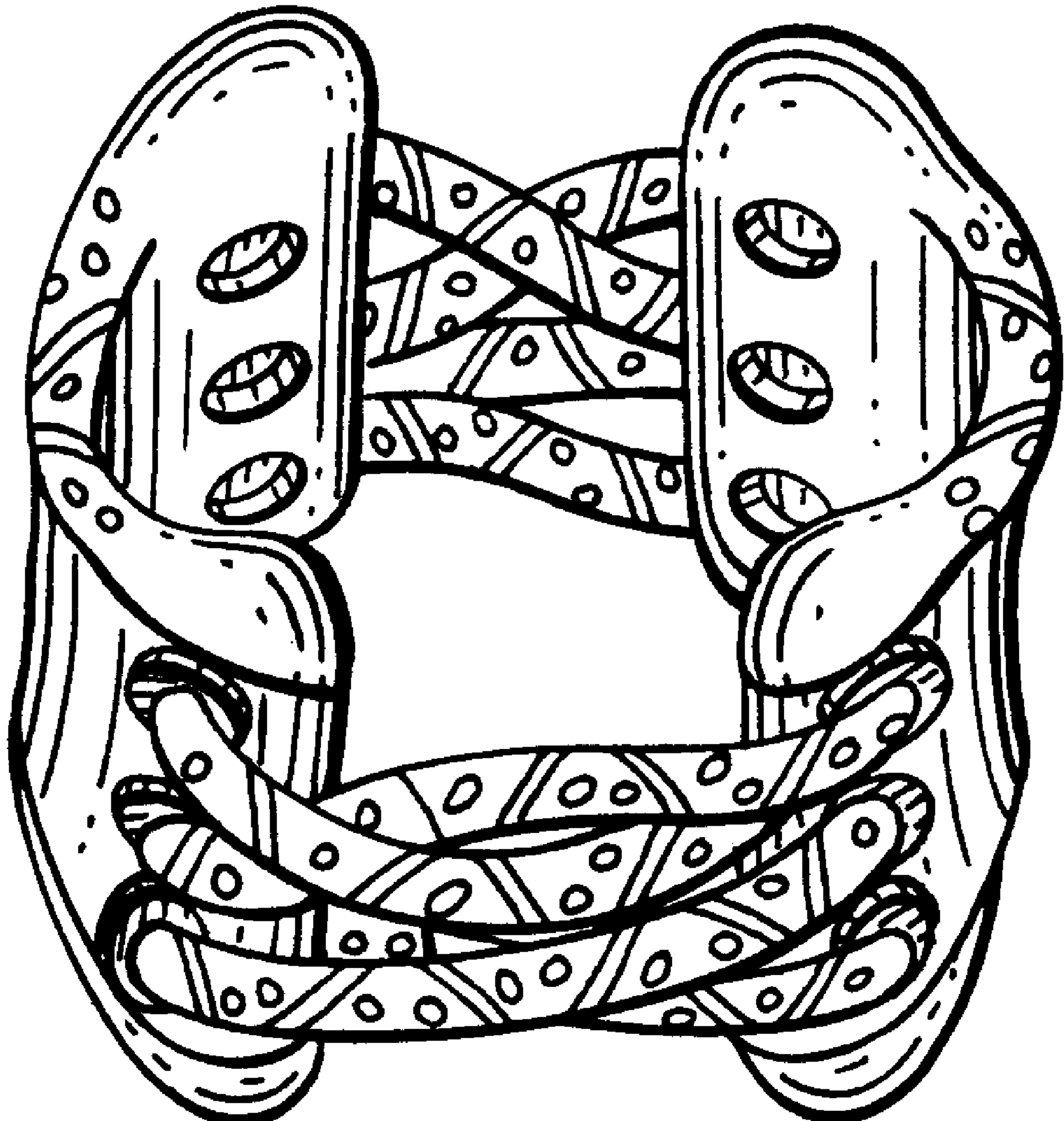


FIG. 1



FIG. 2




FIG. 3




FIG. 4