



US00D416500S

United States Patent [19] Church

[11] Patent Number: Des. 416,500

[45] Date of Patent: ** Nov. 16, 1999

[54] ELECTRONIC CRIBBAGE BOARD

[76] Inventor: Barbara A Church, P.O. Box 3522,
Sonora, Calif. 95370

[**] Term: 14 Years

[21] Appl. No.: 29/080,188

[22] Filed: Dec. 4, 1997

[51] LOC (6) Cl. 21-01

[52] U.S. Cl. D10/46.1

[58] Field of Search D10/46.1; D21/14-36;
273/236-285

[56] References Cited

U.S. PATENT DOCUMENTS

D. 165,651	1/1952	Horn	D10/46.1
D. 170,120	8/1953	Isserstedt	D10/46.1
D. 238,957	2/1976	Johnson	D10/46.1
D. 358,557	5/1995	Waterman	D10/46.1
D. 365,288	12/1995	O'Brien	D10/46.1

OTHER PUBLICATIONS

Cardinal Industries Inc. Catalog, Wood Cribbage Board No. 61, p. 11.

Primary Examiner—Sandra L. Morris

[57] CLAIM

The ornamental design for an electronic cribbage board, as shown.

DESCRIPTION

FIG. 1 is a top plan view of the electronic cribbage board of the present invention;

FIG. 2 is a bottom plan view of the electronic cribbage board of FIG. 1;

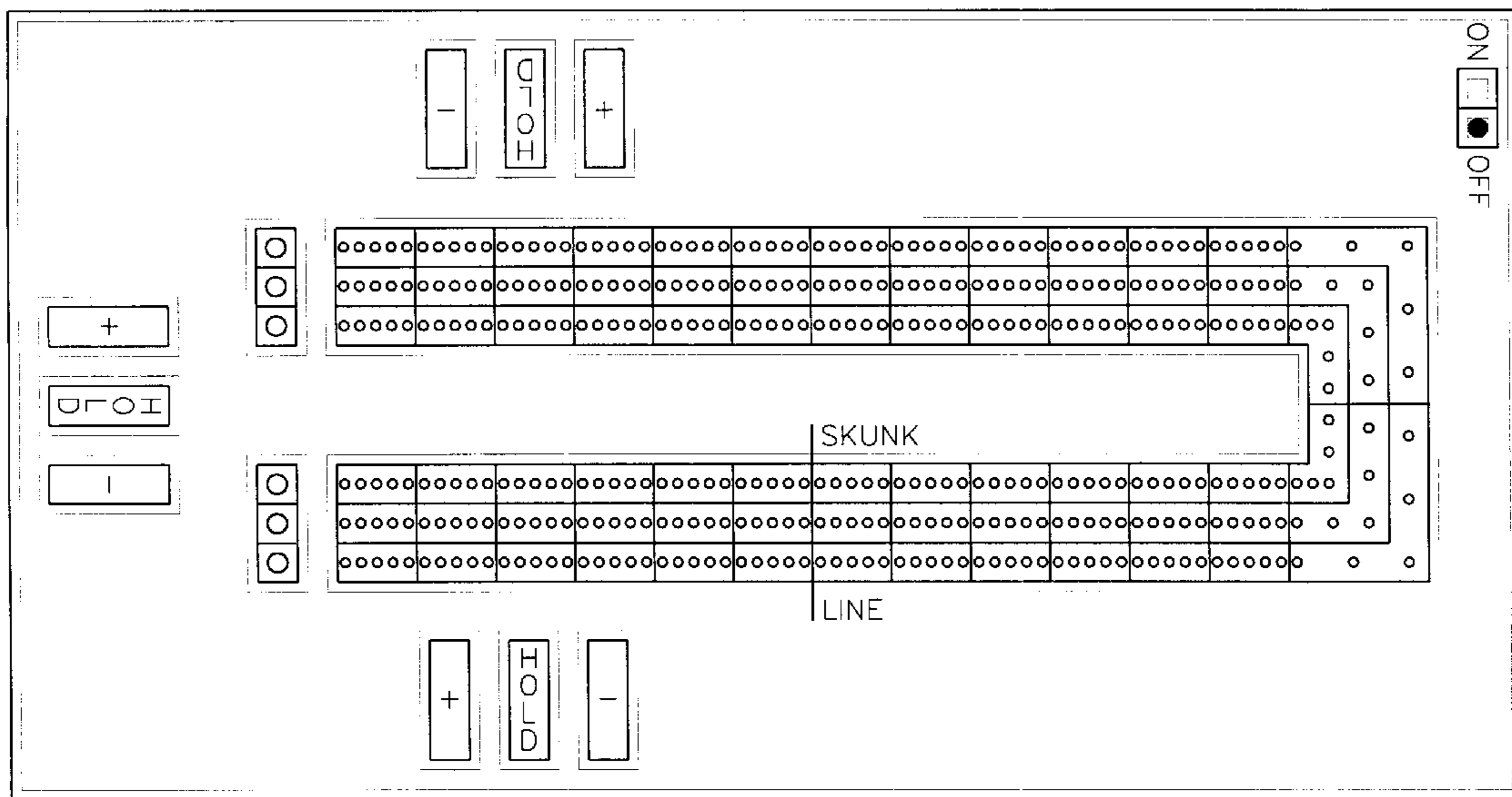
FIG. 3 is a right side elevational view of the electronic cribbage board of FIG. 1;

FIG. 4 is a left side elevational view of the electronic cribbage board of FIG. 1;

FIG. 5 is a front elevational view of the electronic cribbage board of FIG. 1; and,

FIG. 6 is a back elevational view of the electronic cribbage board of FIG. 1.

1 Claim, 3 Drawing Sheets



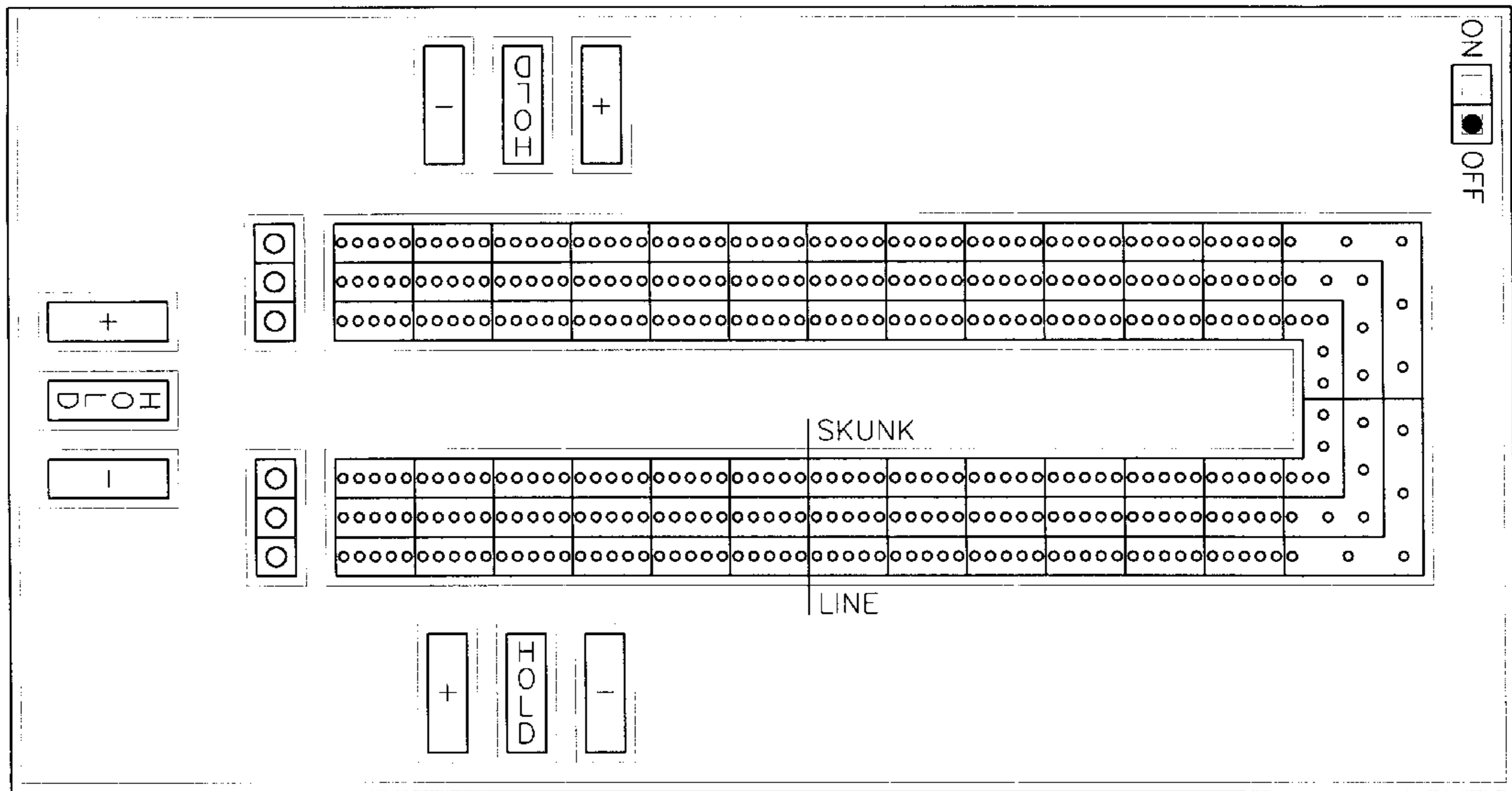


Fig. 1




Fig. 2

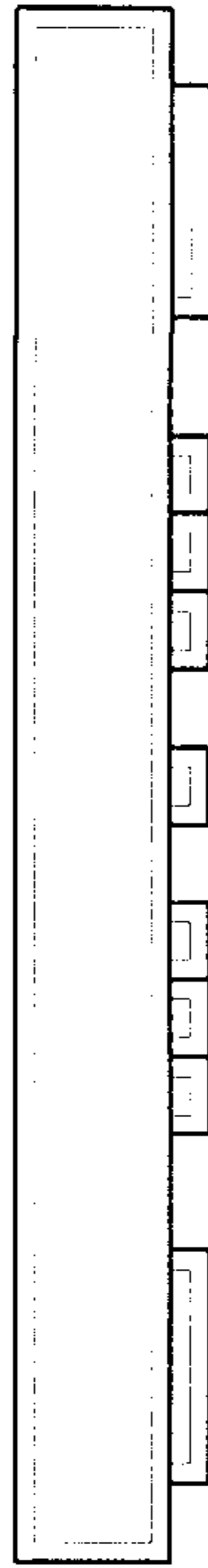


Fig. 3

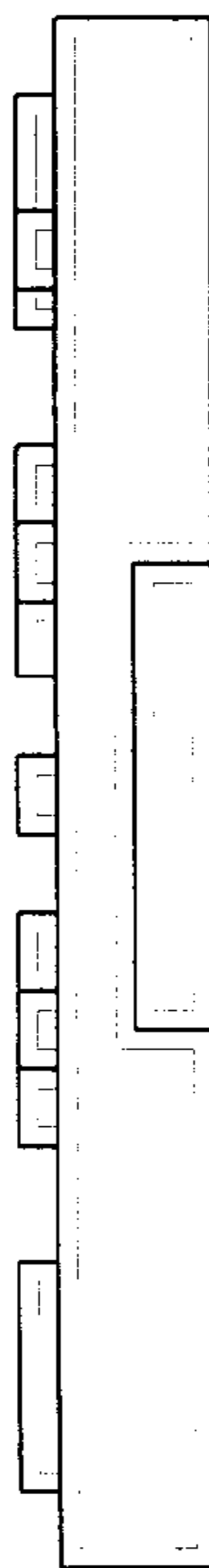


Fig. 4




Fig. 5




Fig. 6